#ASM2015

Top | Live | Accounts | Photos | Videos | More options

Who to follow · Refresh · View all

Jason T Fisher @JasonTFis...
Follow

Hannah Gordon @brieski
Follow

Machine Learning @ML_top...
Followed by Jonathan Cach...
Follow

Find friends

Trends · Change

#NBAFinals
E-40 Promises Warriors Unlimited Wine... If They Win It All
813K Tweets about this trend

#WorldEnvironmentDay
On World Environment Day, PM Modi plants Kadam sapling
38.2K Tweets about this trend

#Flibanserin
Advisers To FDA Recommend Agency Approve Drug To Boost Female Libido
1,465 Tweets about this trend

#famelab
610 Tweets about this trend

Jerry Collins
Jerry Collins dies in car accident
29.7K Tweets about this trend

#NBASongs
22.8K Tweets about this trend

Alan Bond
Q&A: Paul Barry on Alan Bond's life and times
Just started trending

The Warriors
Andre Iguodala - Talking Points
501K Tweets about this trend

Mount Kinabalu
Sabah quake: Doctor confirms at least one death on Mount Kinabalu
6,955 Tweets about this trend

Shumpert
Cavaliers' Iman Shumpert thinks 'San Andreas' is a documentary,...
78.1K Tweets about this trend

© 2015 Twitter About Help Ads info

Seth Bordenstein @Symbionticism · 8h
Anton van Leeuwenhoek & Pasteur on the volume 1 cover of Journal of Bacteriology. 1916. Discovered at #ASM2015



9 10 View photo

T&F Bioscience @tandfbiosci · 8h
Open Access from our collection: Signaling crosstalk between the mTOR complexes ow.ly/Nsp8k #asm2015

Amanda Lyn Gunn @AmandaLynGunn · 11h
Over the past 2 days we reviewed the entire micro course, using examples from #ASM2015 to show how the info is applied. So much fun! #STEMed

Diana Hernandez Ph.D @deray28 · 11h
Back in P-yay. With y'all permission I'm going to bed (I'll go back to using youse tomorrow). #tired #asm2015

Michele Banks @artologica · 15h
Just a few days too late for #asm2015, but....

Mark O. Martin @markowenmartin · 15h
@phylogenomics By the way, at the #ASM2015 Carski Session I convened, there were 5 speakers, and only one XY presenting. #GlimmersOfProgress
1

T&F Bioscience @tandfbiosci · 15h
Open Access from our collection: mRNP granules- Assembly, function, and connections with disease ow.ly/NsoT9 #asm2015

T&F Bioscience @tandfbiosci · 18h
Photos of our coworkers at @CRCPress at #asm2015 too!





1 View photo

T&F Bioscience @tandfbiosci · 18h
Photos from #**asm2015** of the T&F journal booth- Hope you enjoyed your visit, it was great talking to everyone!



View photo

T&F Bioscience @tandfbiosci · 23h
Open Access from our collection: Something new to explore- Plant viruses infecting and inducing gene... ow.ly/NsoGE #**asm2015**

1

Diana Hernandez Ph.D @deray28 · 1d
This is an ungodly hour to be awake. Traveling back from #**ASM2015**. it was a lot of fun.

Genohub @Genohub · Jun 3
Benchmarking DGE Tools as a function of replicates in #RNA-Seq: blog.genohub.com/benchmarking-d … @gjbarton #ESHG15 #**ASM2015**

2 2

Paul Ríos @Paul_Rios_ · Jun 3
Goodbye New Orleans. It was a great meeting, thank you guys from @ASMicrobiology #**ASM2015**



1

View photo

World Fusion @WorldFusionUS · Jun 3
@meta_geni thank you so much 4 taking the time 2 stop by our booth & say hello at #**ASM2015** it was ultra refreshing to see a familiar face =)

1 1

Brian Eddie @BrianEddie1 · Jun 3
Following #**ASM2015** had reminded of just how many people I am not following, but should.

2



Sam Manna @sam_manna3 · Jun 3
Hmmm looks like I have to shorten my talk for #**ASM2015**. I guess I just like to talk too much!



Wyndham Lathem @wlathem · Jun 3
So many oysters eaten at #**ASM2015**. Vibrios? Bah!!



View photo



Pro-Lab Diagnostics @prolabdiag · Jun 3
How's everyones #**ASM2015** going?



T&F Bioscience @tandfbiosci · Jun 3
Open Access from our collection: IMART software for correction of motion artifacts in images collected in... ow.ly/NslP3 #**asm2015**

1



Chris @DrChrisKellogg · Jun 3
@Profmicro I heard 7200 as attendance for #**ASM2015**

1 2

View conversation



Dheilly Nolwenn @DheillyNM · Jun 3
@markowenmartin Any button for people that didn't attend #**ASM2015** but wish they could have ?

View conversation



Mark O. Martin @markowenmartin · Jun 3
At the gate, waiting for my flight home. I have some #MicrobialSupremacy buttons at home for #**ASM2015** folks who couldn't find me. Email me.

1



Pacific Biosciences @PacBio · Jun 3
@JonBadalamenti @ben_roller @SyntrophySieber Enjoyed meeting the UMN crew too! Excellent microbiologists & impressive beer brewers #**asm2015**

1 1

View conversation



Ben Roller @ben_roller · Jun 3
@JonBadalamenti @SyntrophySieber @PacBio it was a blast, thanks for the good time & good beer h/t @celevar1! #**asm2015**

1

View conversation



Jon Badalamenti @JonBadalamenti · Jun 3
Look who's sitting up in first class @ASMicrobiology @BTI_UMN #**asm2015** #dl2368



2 4 View photo

Jon Badalamenti @JonBadalamenti · Jun 3
And how could I forget, great to finally meet @ben_roller @SyntrophySieber & the @PacBio crew #**asm2015**

2

Jesse Noar @erbyfub · Jun 3
#**asm2015** was great for #MicrobialSupremacy! Great to meet @markowenmartin and others.



1 1 View photo

Kristi Frank @KristiLynnFrank · Jun 3
Had a great conversation with @mraffatellu after running into her at the airport. Great end to #**asm2015**!

Chateau du Lac NOLA @ChateauDuLacWH · Jun 3
Stop in for something sweet after the square. @WedAtTheSquare #WATS #YLCWATS #**asm2015**



View photo

Curtis Huttenhower @chuttenh · Jun 3
#**asm2015** Best conference in a long while - good science, talks, people, location, food, music. Looking forward to next year in Boston!

1 3

Jon Badalamenti @JonBadalamenti · Jun 3
Solid lunch w/ @ericamhartmann @chuttenh tops off a fantastic #**asm2015**! Awesome science, fun people, met @DrJCThrash @LAHug_ @daanspeth #win

3

Steven Hecht @Profmicro · Jun 3
Did #**ASM2015** tell an attendance number? After all, Quorum sensing starts to kick in....

1 1

T&F Bioscience @tandfbiosci · Jun 3
Hope you had a great time and learned lots at #**asm2015**! Thank you to everyone who stopped by our booth!

guill@ume @Gyom63 · Jun 3
Tous ensemble pour gagner la #RugbyBattle @AvecleXV ! #AllezASM ! #TOP14 #**ASM2015** #ASM #Rugby #TPMP #RolandGratos #BarbeukChezAra #Qui

N@dine @Nadoune63720 · Jun 3
Tous ensemble les Auvergnats pour gagner la #RugbyBattle @AvecleXV !
#AllezASM ! #TOP14 #**ASM2015** #ASM #Rugby #TPMP #RolandGratos

Joseph McPhee @JoeBMcPhee · Jun 3
#**asm2015** is over, but I still see microbiology everywhere in New Orleans.



1 View photo

Elisabeth Bik @MicrobiomDigest · Jun 3
New MicrobiomeDigest: Microbiomes of seahorses, vegan diets, microbes & CNS, sequencing beer, and news from #**ASM2015**
microbiomedigest.com/?p=2510

6 4

KMC Systems @KMCSystems · Jun 3
Did you enjoy #**ASM2015**? Going to #ASMmicrobe2016 in #Boston? KMC is just over the border in NH bit.ly/1RJOS4h
KMC Systems and Amer. Soc. Micro.



1 View photo

Lisa C. @LisaC_KMC · Jun 3
Did You Enjoy #**ASM2015**? Will You Be At ASM Microbe 2016?
hubs.ly/y0SmCt0 by @KMCSystems @ASMicrobiology



View photo



Kristi Frank @KristiLynnFrank · Jun 3
Welcome to Twitter @palmer_lab #**asm2015**



Anne Spain @SpainMicrobio · Jun 3
The Spain lab joins Twitter following #**ASM2015**!

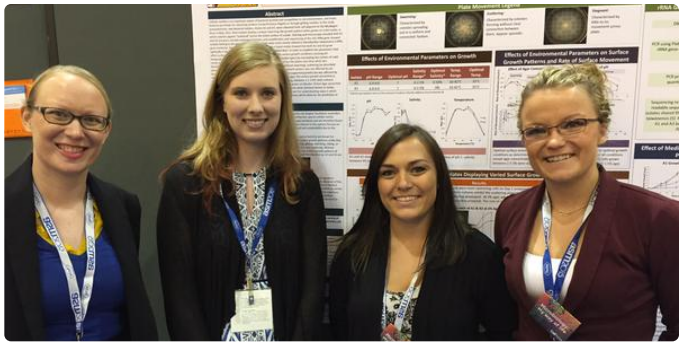

1 2

View photo



Caleb Ruiz-Jiménez @crjcaleb · Jun 3
#**asm2015** #neworleans2015 #phdstudentlife #missisipiriver
instagram.com/p/3eTMd-PUEV/



Synbiosis @TeamSynbiosis · Jun 3
@teamsynbiosis Team Synoptics at #**asm2015** was a great show and met a lot of great people there #microbiology #vaccine ow.ly/i/b7lHU

View photo



Syngene @TeamSyngene · Jun 3
@teamsyngene Team Synoptics at #**asm2015** was a great show and met a lot of great people there #geldoc #westernblotting ow.ly/i/b7m0l

View photo



Elisabeth Bik @MicrobiomDigest · Jun 3
#**ASM2015** video: A Critical Role of the Plant Microbiome for Immunocompetency. Guest: James Kremer @ASMicrobiology youtube.com/watch?v=YFnrRp…

1 2



Julia Nepper @DietDrNepper · Jun 3
Saying goodbye to #NewOrleans and #**ASM2015** today. Can't wait for more great #science next year at ASM Microbe!

1 1

Microbiology @MicrobiologyRR · Jun 3
A Critical Role of the Plant Microbiome for Immunocompetency #**asm2015** rightrelevance.com/tw/microbiolog…

1

View summary



Rishi Raj Trivedi @Rishi_R_Trivedi · Jun 3
#riverwalknola #**ASM2015** coffee & beignets @ cafe du monde

1

Paul Wigley @DrWigley · Jun 3
Homeward bound #**asm2015** . Hope to bein Boston next yeat

1

guill@ume @Gyom63 · Jun 3
On reste mobilisé la #YellowArmy pour gagner la #RugbyBattle @AvecleXV ! #AllezASM ! #Top14 #ASM #**ASM2015** #Auvergne



View photo

Maria Davis @mcd_611 · Jun 3
Good bye #NOLA. So long #**ASM2015** @ASMicrobiology see you at #ASMMicrobe2016 in #Boston

1 2

Russell Public @RussellPublic · Jun 3
A shout-out to all of our friends, clients, and colleagues at #**ASM2015**! Who and what created the biggest buzz at... fb.me/sGQpqNu2

1

Heather Jackson @HuMJah · Jun 3
So long, #NOLA & #**ASM2015**! You found me new directions in research, you let me meet new people, & reinvigorated my passion for #science.

1 3

Larry Lynam @scopedbylarry · Jun 3
You know it is conference season when you walk all the way to breakfast function wearing your #**ASM2015** badge but you are at #LTEN2015. Sigh.

1

Ada Hagan @adahagan · Jun 3
Rocking my new @ASMicrobiology shirt to work today! Thanks for a great #**ASM2015** I loved meeting other #ASMwatkinsfellows!

1 1

Hologic @Hologic · Jun 3
Thank you to all attendees at #**ASM2015** for visiting us in booth 737. See you next year!

Alexandre @Alex_Shyruko · Jun 3
#**ASM2015**

> **Korben** @Korben
> Les Bisounours, c'est tous des enculay

Paul Orwin @PMOrwin · Jun 3
always a little twitter withdrawal the day after a meeting. I'll spare you the live tweet of my immuno lec and lab #**ASM2015** #yourewelcome

2

Trevor Charles @trevorcharles · Jun 3
Back from #**ASM2015** to find that my transductions worked nicely.



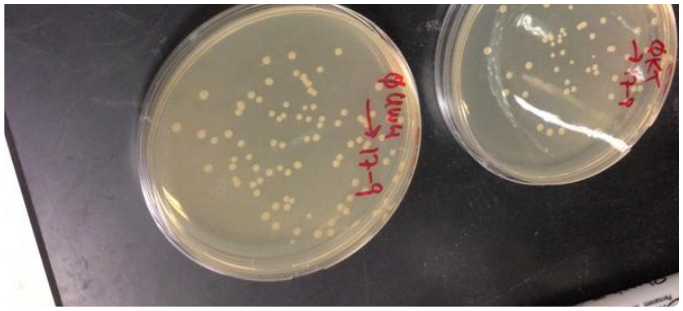

1 6 View photo



Mya Breitbart @virome_girl · Jun 3
Finally met @bacteriality over Cocoa Krispies and the Division Officer meeting this morning #**ASM2015**

3 5

Sagentia @Sagentia · Jun 3
Great to see our joint efforts on display at #**ASM2015** this week! bit.ly/1SVdMPX @T2Bio



1 View photo



EJ @Twin285 · Jun 3
Only at #**ASM2015** is it normal to introduce yourself to someone by telling them you saw their eyes on the Internet. #Ebola #IanCrozier

1



Kevin Scott Wilson @kevinswilson66 · Jun 3
Outstanding #**ASM2015** meeting! Made new connections, learned lots. Your tweets kept me updated on parallel talks - thanks



Andy C @AndyC7798 · Jun 3
@markowenmartin Safe travels home from #**asm2015**

1 View conversation



Andy C @AndyC7798 · Jun 3
My thanks to Christina Rayzis from @ASMicrobiology for all the help making our exhibit a great success! #**asm2015**

2



ARIC Journal @ARICJournal · Jun 3
What a great meeting, we hope to see you next year in Boston! #**ASM2015**

1



Mark O. Martin @markowenmartin · Jun 3
And many, many thanks to all the wonderful folks at the conference! I feel uncomfortable in groups, but not here. #Microbes4Evah #**ASM2015**

3



Mark O. Martin @markowenmartin · Jun 3
Okay. Time to get prepped, pack, have breakfast and lunch in New Orleans...then off to the airport and home. Hopefully. #**asm2015** was great!



Stephen Turner @sjturn · Jun 3



Just noted that #**ASM2015** is trending on my feed, Microbiology must be cool..... (Immunology is also cool) @TheDohertyInst

1 2



Ocean Genome Legacy @oceangenome · Jun 3

OGL's Dr. Reuben Shipway attended the #**ASM2015** microbiology research conference, featuring the latest on marine bacteria and symbiosis.

IScienceWriter @isciencewriter · Jun 3

RT@TeamSynbiosis: #**asm2015** was a great show and met a lot of great people there #microbiology #vaccine ow.ly/i/b7INK

View photo



Sue Pearson @DrSuePearson · Jun 3

RT@TeamSynbiosis: #**asm2015** was a great show and met a lot of great people there #microbiology #vaccine ow.ly/i/b7INK

View photo



Syngene @TeamSyngene · Jun 3
@teamsyngene Team Synoptics at #**asm2015** was a great show and met a lot of great people there #geldoc #westernblotting ow.ly/i/b7lVh

View photo



Synbiosis @TeamSynbiosis · Jun 3
@teamsynbiosis Team Synoptics at #**asm2015** was a great show and met a lot of great people there #microbiology #vaccine ow.ly/i/b7lNK

View photo

IScienceWriter @isciencewriter · Jun 3
Looking for systems for fast, accurate Gel and #Westernblot Imaging? Then come to @teamsyngene Booth 916 #**ASM2015** ow.ly/Ng4O1

Amanda Lyn Gunn @AmandaLynGunn · Jun 3
I just got home and I already miss #**ASM2015** Thank you to organizers, conveners, speakers, attendees, and the live tweeters!
2

Joseph Miceli III @3rdJFM · Jun 2
@JonBadalamenti missing #**asm2015** to write my thesis. Not sure if fair trade or terrible decision making.
2

DrSinBin @MissSinBin · Jun 2
@pghsciencenerd this is for you: @bacteriality: Inspired by @carlzimmer #**ASM2015** "



2
View photo

T&F Bioscience @tandfbiosci · Jun 2
Open Access from our collection: The H3K27me3 demethylase UTX in normal development and disease ow.ly/NsljA #**asm2015**
1

Jon Badalamenti @JonBadalamenti · Jun 2
"What, is eating fruit your $&?!@ing part time job?!" --@bananaerobe @wanderingbond #**asm2015**
3

Javier Izquierdo @jizquierdotweet · Jun 2
Good night #**asm2015**, it's been real. See you all next year at #microbe2016!
1 4

Jon Badalamenti @JonBadalamenti · Jun 2
"I need a decrimper!" --@SyntrophySieber #**asm2015**
4

Jon Badalamenti @JonBadalamenti · Jun 2
Ok #**asm2015** tweeps: meet & follow @bananaerobe for tweets about fruit, puns, iron, and Marinobacter #**asm2015** first 10 followers get puppy!
4 4

Caleb Ruiz-Jiménez @crjcaleb · Jun 2
At Louisiana Freshmen Stl #**asm2015** #neworleans2015

At Louisiana, Freshmen St! #asm2015 #neworleans2015
instagram.com/p/3c8sCWPUJn/

Julie Huber @JulesDeep · Jun 2
Made it back to my hotel in time for 10pm peanut butter & jelly sandwiches. Will sleep well tonight! #**ASM2015** is over.

3

Julie Huber @JulesDeep · Jun 2
@bacteriality @JonBadalamenti hey guys, ever hear of text messaging? Thanks for a great #**ASM2015**

2

View conversation

Caleb Ruiz-Jiménez @crjcaleb · Jun 2
Shrimp! #**asm2015** #neworleans2015 #phdstudentlife
instagram.com/p/3c2YzJPUAw/

Caleb Ruiz-Jiménez @crjcaleb · Jun 2
Crawfish #neworleans2015 #**asm2015** #phdstudentlife #
instagram.com/p/3c2UH_vUAp/

Steven Pergam @PergamIC · Jun 2
Awesome - are u at #**ASM2015**?

> **Emily Toth Martin** @MartinEpi
> @PergamIC Good to see you here!

Illumina @illumina · Jun 2
Laissez les bons temps rouler! @ucsd @SDSU @UCIrvine @UWMadison @illumina #**ASM2015**



3

View photo

Greetchen Diaz @GreetDiaz · Jun 2
Puedes ver #ASMenVivo #**asm2015** aquí: youtu.be/r3QuoeUEx_U

3 1

Accelerate @AXDXNews · Jun 2
We had a great time at #**asm2015**! Thanks to @ASMicrobiology for hosting a successful event!

2 2

i2a @i2a_Diagnostics · Jun 2
#**asm2015** one of the best event to meet microbiologists from USA. Thank you and see you in Boston @ASMicrobiology

1 1

Greetchen Diaz @GreetDiaz · Jun 2
Thks @ASMicrobiology 4 gr8 #**asm2015**. Missed some people see U @ Boston! @ErikaShugart @profvrr @Typhi @DrChrisKellogg

ASM Newsroom



4 10 View photo

Aunica Kane @AunicaKane · Jun 2
Bye #**ASM2015** Thanks for another great meeting!



1 5 View photo

Caleb Ruiz-Jiménez @crjcaleb · Jun 2
#**asm2015** #neworleans2015 #phdstudentlife instagram.com/p/3cnaTWvUJl/

Caleb Ruiz-Jiménez @crjcaleb · Jun 2
#**asm2015** #neworleans2015 #phdstudentlife #missisipiriver instagram.com/p/3cnPbMvUJS/

Bliss Lambert @BlissyNicole · Jun 2
The Pettis lab at #**ASM2015**





3 View photo



Mark O. Martin @markowenmartin · Jun 2
Koala microbiome versus antibiotic treatment from @phylogenomics lab. #CharismaticVertebrateMicrobiology. Attention @DillMcfarland #**ASM2015**

6 4



0xabad1dea @iake · Jun 2
Good beer gone bad youtube.com/watch?v=pb8YA0… #**asm2015** #homebrew

1



S. Strycharz-Glaven @SGlaven · Jun 2
I'm on a plane having #**asm2015** twitter withdrawal :(

3



Thomas Sharpton @tjsharpton · Jun 2
Goodbye New Orleans. It was great to meet you. Great job @ASMicrobiology on a wonderfully fun meeting. #**ASM2015**

7 18



Mark O. Martin @markowenmartin · Jun 2
Lilith the Cutethulhu and yours truly celebrate Negroni Week at Luke's in New Orleans. #**ASM2015**



1 3 View photo



Amy M. Hurwitz @AmyMHz · Jun 2
Here ends the long #NOLA weekend; departing @NO_Airport for a puddle hop to @HobbyAirport on @SouthwestAir. Great time tweeting at #**ASM2015**!

1 1



IMMY @IMMY_tweets · Jun 2
We had a great time at #**asm2015**. Farewell #NOLA



View photo

Mark O. Martin @markowenmartin · Jun 2
@Typhi You are very kind. I would say I am the #MicrobeWhisperer, but I'm pretty loud. #QuorumSensing #FirstEvolvedLastExtinct #**ASM2015**

1

View conversation

Kelli Palmer @palmer_lab · Jun 2
The Palmer lab joins Twitter! Lab webpage soon to come :) #**asm2015** bit.ly/1GXlKDh

2

Daniel Button, MPH @DaneButton · Jun 2
My last afternoon at #**ASM2015** was informative -- it's been a great few days! Looking forward to the next one.

Jon Badalamenti @JonBadalamenti · Jun 2
"Someone had better come up with a program called BuSTaMovE" -- @DrJCThrash #**asm2015**

2 4

Christine Hawkes @hawkeslab · Jun 2
Post-ASM decompression after a day full of fungus. #**asm2015** @LupoLabs @KKTreseder

1

Cameron Thrash @DrJCThrash · Jun 2
Well, if nothing else, #**asm2015** certainly brought me to the attention of endless sex bots.

3 8

Amer. Soc. Micro. @ASMicrobiology · Jun 2
Boston Prize Package (incl. Tavi Stock Restaurants, Boston Duck Tour, Charles Riverboat passes & more) winner is Jessica Scoffield! #**asm2015**

1 2

rjwmeesters @rjwmeesters · Jun 2
Done. Had great poster presentation day #**ASM2015**



1

View photo

Amer. Soc. Micro. @ASMicrobiology · Jun 2
Congratulations to Harvey Minnigh, Monica Aghimien, Pravin Patel - winners of free registration to ASM Microbe 2016! #**asm2015**

1 3

Illumina @illumina · Jun 2

And many thanks to all the attendees and to @ASMicrobiology for a great #ASM2015 meeting! See you in Boston for 2016-



6 8 View photo

Illumina @illumina · Jun 2

Congrats Melissa Ortiz-Rosario from Univeristy of Puerto Rico Med Sciences for winning our iPad giveaway! #ASM2015



3 2 View photo

Srijak Bhatnagar @srijakbhatnagar · Jun 2

Ciao #ASM2015

Cell Symposia @CellSymposia · Jun 2

#ASM2015 withdrawal already? Join us at #CSMicrobiome in Montreál to discuss #humanimmunity #microbiota & more! ow.ly/NMrA0

2

Elisabeth Bik @MicrobiomDigest · Jun 2

Soil microbes ally with plants to fight disease & tolerate stress: plant microbiome elicits immune response #ASM2015
phys.org/news/2015-06-s…

12 11

Mark O. Martin @markowenmartin · Jun 2

Wow! Great #ASM2015! Saw wonderful former students now colleagues. Awesome talks. Now to find some kind of dinner. Fly home tomorrow. Tired.

1 8

Joseph McPhee @JoeBMcPhee · Jun 2

Thanks for a hell of a conference. #ASM2015

1 2

Nicole Narayan @Nicole_Narayan · Jun 2

#ASM2015 all done for me, fabulous meeting! Hope to be back next year

1

Amer. Soc. Micro. @ASMicrobiology · Jun 2
Thank you to the #asm2015 Program Committee members for their time and effort in creating such an inspiring meeting! ^lp

7 15

Aunica Kane @AunicaKane · Jun 2
Standing by the #asm2015 Twitter screen waiting to see our tweets @JonBadalamenti

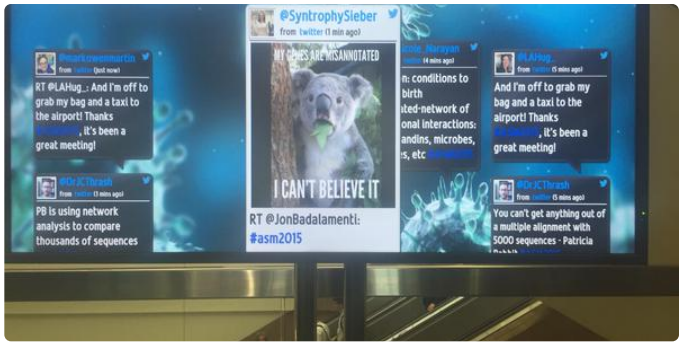

1 3 View photo

Jon Badalamenti @JonBadalamenti · Jun 2
#asm2015



9 7 View photo

CellPressNews @CellPressNews · Jun 2
Thanks for a great year, #ASM2015! See you next year! #ASM2015

Liang Ge @geliang999 · Jun 2
Congratulations everyone on another great mtg! See you next year at ASM Microbe 2016 (June 16-20,Boston MA)!#ASM2015



5 11 View photo

Laura Hug @LAHug_ · Jun 2
And I'm off to grab my bag and a taxi to the airport! Thanks #ASM2015, it's been a great meeting!

3 3

Aunica Kane @AunicaKane · Jun 2

Babbitt: even for best studied superfamilies only tiny fraction have been exp studied. Misannotation will remain large problem #asm2015

1 2

Microbiome @MicrobiomeJ · Jun 2
And for our final talk of #ASM2015, Paula Mousser on the effects of fracking on the underground microbial community.

3

Laura Hug @LAHug_ · Jun 2
Mouser - acetone is constant byproduct of incomplete degradation. Seen in wells, so important to know if introduced or produced. #ASM2015

Jessica Sieber @SyntrophySieber · Jun 2
Babbitt: not enough biochemists to solve all the over annotated unknowns. That's depressing. #asm2015

3 2

Illumina @illumina · Jun 2
KJ covers final multiomics data: snapshot of early pregnancy w/16s surveys, cytokine & lipid profiles, metadata to create "types" #ASM2015

1 1

Morgan Langille @BetaScience · Jun 2
Not sure how I feel about the term "vagitype":) #ASM2015

1 1

Daniel @Read1000Lives · Jun 2
Adieu #ASM2015, see you in Boston as ASM Microbe next year. Thanks @ASMicrobiology for all your work!

3 5

Kelly Sue @kharris6 · Jun 2
I love @NEBiolabs!! So sad I missed them at #ASM2015

1

Daan Speth @daanspeth · Jun 2
It's only getting worse w #metagenomic data #ASM2015

> **Thomas Sharpton** @tjsharpton
> @daanspeth @kcwrighton I'm not there, but fundamentally agree it's critically important to solve.

Illumina @illumina · Jun 2
KJ: Fusobacterium ssp found in cases of preterm birth. WGS found virulence factors in these, but not other body site Fuso isolates #ASM2015

2

Laura Hug @LAHug_ · Jun 2
Mouser - hydraulic fractioning xenobiotics degraded by shale microbes! Made their own fracking fluid for tests. #ASM2015

Daan Speth @daanspeth · Jun 2
PB has very dense slides on protein similarity networks. Cool approach though! Paper here journals.plos.org/plosbiology/ar… #ASM2015

4

David Coil @davidacoil · Jun 2
About to be done tweeting at #asm2015. It's been another great meeting, I learned a ton! Great to see so many folks again.

6

Manoj Dadlani @mojoDadlani · Jun 2
Metagenomic microbial identification in minutes!?!? #ASM2015



CosmosID @CosmosID
Stop by and see us at poster 2271! #metagenomics #ASM2015

Daan Speth @daanspeth · Jun 2
The emptiness of room 245 illustrates the annotation of unknown proteins is still an underappreciated problem #ASM2015

3 7

Jon Badalamenti @JonBadalamenti · Jun 2
Babbitt's slide title is appropriate for this entire Dark Biochemistry session: "How Little We Know" #asm2015

3 2

Illumina @illumina · Jun 2
KJ: Using example of genes of interest present in Mycobacteria hominus strains assoc w/preterm births #ASM2015

Paul Orwin @PMOrwin · Jun 2
Energy generation transcripts most abundant. Interesting look at rank abundance #asm2015 @Paul_Carini what tool did u use for that?

Daan Speth @daanspeth · Jun 2
More on protein similarity networks here sfld.rbvi.ucsf.edu/django/web/net… #asm2015

1

Laura Hug @LAHug_ · Jun 2
Mouser - shale communities dramatically change over time - input, early, and late distinctly different. Driven by C and salt. #ASM2015

Illumina @illumina · Jun 2
KJ: Whole-genome sequencing emphasized 16s rRNA surveys can not tell the entire story of pathogenicity & virulence potential #ASM2015

8 6

Paul Orwin @PMOrwin · Jun 2
Very small number of genes w altered txn in log v sta phase #ASM2015

Daan Speth @daanspeth · Jun 2
PB protein similarity network: seqs are nodes, similarity edges, set stringent might lead to emergence of functional groups #asm2015

1 1

Cameron Thrash @DrJCThrash · Jun 2
PB is using network analysis to compare thousands of sequences #asm2015

Illumina @illumina · Jun 2
KJ: MOMS-PI multi-omics project-Characterize cross talk btw host and vaginal microbiome in 1500-2000 participants #ASM2015

Nicole Narayan @Nicole_Narayan · Jun 2
Jefferson: characterize crosstalk between vaginal microbiota and host in pregnant cohort #ASM2015



Cameron Thrash @DrJCThrash · Jun 2
You can't get anything out of a multiple alignment with 5000 sequences - Patricia Babbit #**ASM2015**

1 2



Daan Speth @daanspeth · Jun 2
PB illustrated ways to tackle problem, but not scalable. Using protein similarity networks #**asm2015**

1



Nicole Narayan @Nicole_Narayan · Jun 2
Jefferson: conditions to preterm birth complicated-network of bidirectional interactions: prostaglandins, microbes, cytokines, etc #**ASM2015**



Joseph McPhee @JoeBMcPhee · Jun 2
Watching a talk on corneal infections - it's like a slide deck from my nightmares #**asm2015**

1 1



UTK Women in STEM @utkcfwstem · Jun 2
So many of our amazing @UTKnoxville grad #womeninSTEM at conferences this week. Tweet us a photo! #**ASM2015** #ASMS2015 #PPC #SOFE Others too?!

1



Paul Orwin @PMOrwin · Jun 2
@daanspeth I think she is right. Genome annotations go up exponentially functional expts linearly at best #**ASM2015**

2 2 View conversation



Nicole Narayan @Nicole_Narayan · Jun 2
Jefferson: infectious agents in uterine cavity lead to inflammation and preterm birth, but also involved in full term- role unclear #**ASM2015**



MD Buyline @MDBuyline · Jun 2
See what's trending at @ASMicrobiology #**ASM2015** with our top picks! bit.ly/1dK9rPu

Illumina @illumina · Jun 2
KJ: Role of inflammation in initiation of normal/preterm birth is beginning to be understood, but what role does infection have? #**ASM2015**

1



Laura Hug @LAHug_ · Jun 2
Mouser - 'we are generating a new environment for life through this engineering process.' Sees lots of life regardless of depth. #**ASM2015**

1



Burne Lab UF @BurneLabUF · Jun 2
What should we call the bifunctional (p)ppGpp enzyme in Gram +? RelA? Rsh? Rel? #**ASM2015**

2



Laura Hug @LAHug_ · Jun 2
Mouser - life in deep shales? High pressure, salt, tiny pores, and hot! But fracking changes these, adds biomass. #**ASM2015**

2



Hannah H-M @hhollandmoritz · Jun 2
KT giving a shout-out to the 1000 fungal genomes project from the JGI. #**ASM2015**

1



Nicole Narayan @Nicole_Narayan · Jun 2
Jefferson: multi-omics analysis of host and microbiome in preterm birth #**ASM2015**



Daan Speth @daanspeth · Jun 2
PB problem arises from overannotation, annotate different, wrong function taken from other protein in superfamily #**asm2015**



Paul Orwin @PMOrwin · Jun 2
@daanspeth she gave a talk on this at lake arrowhead a while back. The problem has not gone away I guess #**ASM2015**

View conversation



Hannah H-M @hhollandmoritz · Jun 2
KT: Some fungi make the recalcitrant carbon beta-1,3-glucan in response to drought. #**ASM2015**



Paul Orwin @PMOrwin · Jun 2
Pretty amazing sampling data in ocean for different aoa across ocean and at depth #**asm2015**

Illumina @illumina · Jun 2
Final speaker in this fantastic 'omics sess: Kimberly Jefferson from @VCU on pre-term birth multi-omics anlayses #**ASM2015**

1 1



Morgan Langille @BetaScience · Jun 2
.@tjsharpton Gives great presentation at #**asm2015** and promotes his new tool ShotMap: github.com/sharpton/shotm…

5 6



Daan Speth @daanspeth · Jun 2
PB shows issues w misannotation from 2009 paper ploscompbiol.org/article/relate… #**asm2015**

2 2



Jessica Sieber @SyntrophySieber · Jun 2
Babbitt: tons of misannotation or over annotation in most databases including Kegg. #**asm2015**

2



Laura Hug @LAHug_ · Jun 2
Mouser - great intro into fracking, the Marcellus shale, and what exactly is going on down there. #**ASM2015**

1



Srijak Bhatnagar @srijakbhatnagar · Jun 2
@tjsharpton ShotMAP available from github.com/sharpton #**ASM2015**

1



Nicole Narayan @Nicole_Narayan · Jun 2
.@tjsharpton awesome talk! Glad I caught it #**ASM2015**

1



Srijak Bhatnagar @srijakbhatnagar · Jun 2
@tjsharpton we need analytical standards in addition to the others like sampling and sequencing #**ASM2015**

View conversation

Chateau du Lac NOLA @ChateauDuLacWH · Jun 2
Convention goers, add a #French feast to your plans! Your badge = FREE glass of wine. #**ASM2015** @ASMicrobiology



3 View photo

Daan Speth @daanspeth · Jun 2
PB ~33% of enzyme families contain more than one catalytic activity. Shows 6 enolases as example. Makes annotation hard! #**asm2015**

1 1

Cameron Thrash @DrJCThrash · Jun 2
.@tjsharpton- "disease-associated functional stratification" #**asm2015**

CellPressNews @CellPressNews · Jun 2
Last chance to pick up your favorite Cell Press journals at booth 410! #**ASM2015** #CellPressASM

Paul Orwin @PMOrwin · Jun 2
Might explain why dumping iron in ocean to create a carbon sink didn't work en.m.wikipedia.org/wiki/Iron_fert… #**ASM2015**

Srijak Bhatnagar @srijakbhatnagar · Jun 2
@tjsharpton 's most important message: STANDARDS MATTER. #**ASM2015**

3 2

Illumina @illumina · Jun 2
TS: Longitudinal profiling may help clarify the directionality of interactions, particularly in regards to T-cell activation #**ASM2015**

1

Nicole Narayan @Nicole_Narayan · Jun 2
.@tjsharpton longitudinal profiles may clarify directionality of interactions, and that's critical!! #**ASM2015**

1

Cameron Thrash @DrJCThrash · Jun 2
Looks like a good model system #**asm2015**

Paul Orwin @PMOrwin · Jun 2
Lots of ocean is nitrogen limited #**ASM2015**

Jessica Sieber @SyntrophySieber · Jun 2
Sharpton showing increases in gag deg and decreases in butyrate synth in IBD. Gut metagenomes can be done. ShotMAP! #**ASM2015**

Andy Larrea @AndyLarrea · Jun 2
Had a great time at #**ASM2015** in NOLA but ready to get home. Had a lot of conversations if anyone has any follow up Qs let me know. @pacbio

3



Srijak Bhatnagar @srijakbhatnagar · Jun 2
@tjsharpton was able to id upregulated and down regulated pathways in IBD patients. #ASM2015



Cameron Thrash @DrJCThrash · Jun 2
Similar pathways were increased in humans and the mice #asm2015
1 1



Nicole Narayan @Nicole_Narayan · Jun 2
.@tjsharpton longitudal metagenome of IBD model nice: metagenome metabolic pathways change over disease development #ASM2015

Illumina @illumina · Jun 2
TS: Looked at a mouse model of Crohn's to understand metagenome/host interactions on metabolic pathways over time #ASM2015



Hannah H-M @hhollandmoritz · Jun 2
KT: Are traits divided between fungal morphological groups? #ASM2015



Paul Orwin @PMOrwin · Jun 2
Setting up initial paradox - ammonia oxidizing archaea, live at bottom of ocean w very little or no ammonia #ASM2015



Daan Speth @daanspeth · Jun 2
Patsy Babbitt on the annotation of genes of unknown function #asm2015
1 3



Cameron Thrash @DrJCThrash · Jun 2
They collaborated with UCSD folks that have a mouse model of Crohn's disease. #ouch #asm2015
1



Jon Badalamenti @JonBadalamenti · Jun 2
.@tjsharpton: butyrate biosynthesis genes depleted in IBD #asm2015



Nicole Narayan @Nicole_Narayan · Jun 2
.@tjsharpton CD diseased microbiomes differential in specific metabolic pathways, like LPS and butyrate biosynthesis #ASM2015



Laura Hug @LAHug_ · Jun 2
Paula Mouser - looking at microbial community shifts from hydraulic fracturing. #ASM2015



Cameron Thrash @DrJCThrash · Jun 2
They applied this to IBD. Crohn's disease is distinct from a protein family diversity perspective compared to controls & other IBD #asm2015

Norgen Biotek Corp @NorgenBiotek · Jun 2
Thanks to all who came out to see us at #ASM2015. See you next year!



David Coil @davidacoil · Jun 2
Thamarchaea are very adundant in the deep ocean... as much as 40% of microbial cell counts. Santoro. #asm2015
3 2



Nicole Narayan @Nicole_Narayan · Jun 2
.@tjsharpton applied framework to MetaHIT IBD cohort: CD have distinct protein family diversity profiles #ASM2015



Srijak Bhatnagar @srijakbhatnagar · Jun 2
@tjsharpton : pipeline's called ShotMap. Can't wait to play with it #**ASM2015**

1

Illumina @illumina · Jun 2
TS: Their annotation pipeline, ShotMAP, has flexibility + adaptive annotation- used MetaHIT clinical data as test #**ASM2015**



Jon Badalamenti @JonBadalamenti · Jun 2
.@tjsharpton showing ShotMAP: the shotgun metagenome analysis pipeline #**asm2015** github.com/sharpton/shotm…

3 6



Paul Orwin @PMOrwin · Jun 2
Alyson santoro looking at thaumarchaea at the low nutrient extreme. Work done by @Paul_Carini #**ASM2015**

1



Nicole Narayan @Nicole_Narayan · Jun 2
.@tjsharpton ShotMAP: shotgun metagenomic annotation pipeline. Automated, flexible, high-throughout annotation #**ASM2015**



Cameron Thrash @DrJCThrash · Jun 2
ShotMAP: shotgun metagenomic annotation pipeline. Is adaptive to your input data #**asm2015**

3 2



Diana Hernandez Ph.D @deray28 · Jun 2
#**ASM2015** is over. Most fun I've had at a meeting so far. Time to relax and do some more sightseeing. See you at #asm2016



Srijak Bhatnagar @srijakbhatnagar · Jun 2
@tjsharpton optimum between function prediction and error varies with sequence length #**ASM2015**



Julie Huber @JulesDeep · Jun 2
Last talk of my #**ASM2015** is Alyson Santoro @SantoroLab talking about archaea at low nutrient conditions.

2



Hannah H-M @hhollandmoritz · Jun 2
KT: Fungi can both produce CO2, and trap recalcitrant carbon of their own. #**ASM2015**

1



Jon Badalamenti @JonBadalamenti · Jun 2
.@tjsharpton: read lengths matter in selecting data analysis parameters #knowyourdata #**asm2015**

2



Nicole Narayan @Nicole_Narayan · Jun 2
.@tjsharpton should be picking appropriate parameters for your data characteristics, like what's the read length #**ASM2015**



Daan Speth @daanspeth · Jun 2
DS showing F420 dependent thioredoxin reductase, 3rd class next to NADPH and ferredoxin dependent #**asm2015**



Hannah H-M @hhollandmoritz · Jun 2
Now: Kathleen Treseder "Fungal traits that drive ecosystem dynamics" #**ASM2015**

1

CosmosID @CosmosID · Jun 2
Goodbye #**ASM2015**!



View photo



Cameron Thrash @DrJCThrash · Jun 2
He's looking for best practices via statistical analyses of classification processes #**asm2015**

1

Puritan @PuritanUSA · Jun 2
We have sincerely enjoyed our time in New Orleans at #**asm2015**. Thank you to those that stopped by our booth and all of the amazing speakers!



Nicole Narayan @Nicole_Narayan · Jun 2
.@tjsharpton statistical simulations can help ID best practices in metagenomic annotation #**ASM2015**



Cameron Thrash @DrJCThrash · Jun 2
Tom's got the big stage. #**asm2015**



View photo



Erica Hartmann @ericamhartmann · Jun 2
.@tjsharpton wants standards in metagenome analysis and annotation. What a wonderful world that would be... #**asm2015**

8 7



Srijak Bhatnagar @srijakbhatnagar · Jun 2
@tjsharpton simplifying life by rapid automated metagenomics functional analysis #**ASM2015**

1



attilacsordas @attilacsordas · Jun 2
relevant story if he could constrain it MT @tjsharpton MS was able to predict the emergence of T2D, which he ultimately developed #**ASM2015**

View conversation

Illumina @illumina · Jun 2
TS: Major challenges of annotation include standards, analytical accuracy, and time to results #**ASM2015**

2 1

Nicole Narayan @Nicole_Narayan · Jun 2
.@tjsharpton metagenome challenges: standards needed, analytical accuracy, throughput (reduce annotation bottleneck) #**ASM2015**

Jessica Sieber @SyntrophySieber · Jun 2
Yes finally! Gut metagenomics in IBD! #**asm2015**

1

Cameron Thrash @DrJCThrash · Jun 2
.@tjsharpton is tackling metagenomic annotation speed and accuracy #**asm2015**

1

David Coil @davidacoil · Jun 2
Last talk of this session "Adaptations to Nutrient Limitation in Marine Thaumarchaea" by Alyson Santoro #**asm2015**

1

Illumina @illumina · Jun 2
Tom Sharpton (@tjsharpton) from @oregonstateuniv up next on functional metagenomic annotation in microbes with IBD association #**ASM2015**

Laura Hug @LAHug_ · Jun 2
Switching rooms again - lost Mackelprang's talk as the session's running 10 min ahead! I'll be on time for the next session though! #**ASM2015**

Cameron Thrash @DrJCThrash · Jun 2
This talk is on metagenomics analysis #**asm2015**

Curtis Huttenhower @chuttenh · Jun 2
@tjsharpton up next for more IBD shotgun #metagenomics in #multiomics session, thumbs up for more good #bioinformatics #**ASM2015**

1 2

Jon Badalamenti @JonBadalamenti · Jun 2
Time to keep @tjsharpton on the #**asm2015** board! Takes time to properly define metagenome. Not the same as amplicon sequencing!

3 4

Srijak Bhatnagar @srijakbhatnagar · Jun 2
@tjsharpton in the house. On Metagenome Annotation Reveals Differences in Enteric Microbiome Function in IBD #**ASM2015**

Nicole Narayan @Nicole_Narayan · Jun 2
Next up @tjsharpton metagenome annotation and microbiome differences associating with IBD #**ASM2015**

Daan Speth @daanspeth · Jun 2
DS Many enzymes in methanogenisis pathway thioredoxin targets, get reactivated when oxidized #**asm2015**

1

Laura Hug @LAHug_ · Jun 2
Mackelprang - found Thaumarchaeota in ancient samples. #**ASM2015**

1

Cameron Thrash @DrJCThrash · Jun 2
.@tjsharpton investigates inflammatory bowel disease (among other things) #**asm2015**

Hannah H-M @hhollandmoritz · Jun 2
Now up: O. Mashedi; she's speaking about Black Aspergillus fungi on Maize in Aflotoxigenic Hot Zones in Kenya #ASM2015

Joint Genome Inst. @doe_jgi · Jun 2
Reference for #ASM2015 Rachel Mackelprang @csunorthridge 3:45pm talk (bit.ly/1cs9HkR): bit.ly/JGI15Janssonpe… #permafrost #carbon

1 3

Laura Hug @LAHug_ · Jun 2
Rachel Mackelprang - functional differences in old environments (35k years ago). I missed beginning in hop between rooms. #ASM2015

Kapa Biosystems @KapaBiosystems · Jun 2
Congratulations to Kathryn Kay! She has won one of our plushy Darwins at #asm2015



View photo

Paul Orwin @PMOrwin · Jun 2
Random question- could u look at the underlying molecular clock by using these samples 12k to 35k years old? #asm2015

Jon Badalamenti @JonBadalamenti · Jun 2
Ilhan: genes for branched chain AAs upregulated in gastric bypass; SCFA products have role in satiety and weight loss microbiomes #asm2015

Daan Speth @daanspeth · Jun 2
Dwi susanti on thioredoxin. NAdph dependent and ferredoxin dependent evolved separately #asm2015

2

Illumina @illumina · Jun 2
EI: Bacteria (like gammaproteos) found in gastric byp patients can ferment amino acids, leading to increased leptin/satiety levels #ASM2015

2 1

David Coil @davidacoil · Jun 2
Rachel Mackelprang telling a story that's basically microbial archeology in permafrost. Cool stuff and they see changes over time. #asm2015

1

Srijak Bhatnagar @srijakbhatnagar · Jun 2
Zehra Ilhan looking at amino acid fermentation as a way for gammas to enrich in post bypass patients #ASM2015

Cameron Thrash @DrJCThrash · Jun 2
Bouncing to see @tjsharpton speak #asm2015

2

VignuzziLab @VignuzziLab · Jun 2
nice virology sesh @ #ASM2015 - with Lynn Enquist as next ASMPrez, let's

increase our attendance & build bridges with other microbiologists!

5 3

SYBORG-Project @erblabs · Jun 2
Just talked about SYBORG and the evolution of #CO2 fixation at #**ASM2015**

1

Paul Orwin @PMOrwin · Jun 2
Talking about emulsion PCR amplification to deal w low sample yield and inhibitors #**ASM2015** cool technique

1

Jon Badalamenti @JonBadalamenti · Jun 2
Ilhan: Gammaproteos and Fusobacteria more abundant in gastric bypass patients, ferment branched chain AAs which were also enriched #**asm2015**

1

Julie Huber @JulesDeep · Jun 2
Did you know there is a Fox Tunnel Chronosequence through permafrost in Alaska? Cool. #**ASM2015**

1

Paul Orwin @PMOrwin · Jun 2
Moved to extremes session to hear Rachel mackelprang talk abt permafrost #**ASM2015**

Morgan Langille @BetaScience · Jun 2
Always cool to see PICRUSt being used in presentations I am attending #**asm2015** #ego

3

Illumina @illumina · Jun 2
EI: Clear changes in microbiota after gastric bypass, but what's going on metabolically in these microbes to affect weight loss? #**asm2015**

1

Jessica Sieber @SyntrophySieber · Jun 2
Ilhan hypothesis what amino acids play a role in the change in bypass microbiome. #**asm2015**

Srijak Bhatnagar @srijakbhatnagar · Jun 2
Zehra Ilhan: diversity changes after gastric bypass, including increase in gamma proteos. #**ASM2015**

Ion Torrent @iontorrent · Jun 2
Did you miss #**ASM2015** Poster #2486 - Bacterial Transcriptome Profiling Using the Ion Torrent Proton? FULL POSTER: oak.ctx.ly/r/33or6



Daan Speth @daanspeth · Jun 2
LP eNOR may pump protons, contrast to cNOR and qNOR. eNOR 35% of environmantally detected nors #**asm2015**



Julie Huber @JulesDeep · Jun 2
Rachel Mackelprang talking about microbes in permafrost over geologic time #**ASM2015**

Joint Genome Inst. @doe_jgi · Jun 2
3:45pm Mtg Rm 260: R. Mackelprang @csunorthridge Microbial survival strategies in #permafrost chronosequence bit.ly/1cs9HkR #**ASM2015**



Trinity Hamilton @trinity_lh · Jun 2
The Charlotte airport has rocking chairs! Excellent for people watching and keeping up with #**ASM2015** on the Twitter



Srijak Bhatnagar @srijakbhatnagar · Jun 2
Zehra Ilhan on microbiota of gastric bypass patients #**ASM2015**



Jessica Sieber @SyntrophySieber · Jun 2
Time for a change, Ilhan telling us about microbiome of gastric bypass patients. #**asm2015**



Morgan Langille @BetaScience · Jun 2
Great talk by @chuttenh describing pilot data from the HMP2 project. Happy to see the push for open data as well. #**ASM2015**

Illumina @illumina · Jun 2
Esra Ilhan from @ArizonaState up next for an interesting session on microbiome changes after bariatric surgery, and weight loss #**ASM2015**



Laura Hug @LAHug_ · Jun 2
Pace - rel. abundance of NOR families skewed in sequenced genomes. Phylogenetically more widespread than previously recognized. #**ASM2015**



Jeff Gralnick @bacteriality · Jun 2
LP: analyzed over 20,000 genomes and 3,000 metagenomes, identifying 750,000 members, new family of NOR that can translocate protons #**ASM2015**



Laura Hug @LAHug_ · Jun 2
Pace - Rhodothermus contains complete denitrification pathway, newly predicted eNOR as only NOR, activity proven in culture. #**ASM2015**



Daan Speth @daanspeth · Jun 2
LP at least 7 novel families of HCO. Non predicted to use oxygen. Predicted to be nitric and nitrous oxide reductases #**asm2015**



Julie Huber @JulesDeep · Jun 2
@JonBadalamenti @SyntrophySieber @DrJCThrash I'm closing it out in Life in

the Extreme. Post-session beer tweet-up? #ASM2015

1 View conversation

Daan Speth @daanspeth · Jun 2
LP stresses the need to actually use the wealth of #metagenomic data to infer novel biology #asm2015

1

CellPressNews @CellPressNews · Jun 2
How do #gut #bacteria and the #microbiome influence the #brain? #ASM2015 ow.ly/NCGNX

4 2

Jessica Sieber @SyntrophySieber · Jun 2
"@JulesDeep: This is funny! Cc @JonBadalamenti @DrJCThrash @tjsharpton #ASM2015 " check out all the cool kids!



1 View photo

Jeff Gralnick @bacteriality · Jun 2
Laura Pace: looking for diversity in the heme copper oxidoreductase superfamily - mining metagenomic datasets #ASM2015

1

Laura Hug @LAHug_ · Jun 2
Pace - all of the novel NOR families originally found from metagenomes. Expansion of diversity with this resource. #ASM2015

Daan Speth @daanspeth · Jun 2
LP works with nitric oxide reductases, first introduces heme copper oxidases, then features of NORs #asm2015

Paul Orwin @PMOrwin · Jun 2
Looking for answers abt how receptor specificity diverged #ASM2015

Jessica Sieber @SyntrophySieber · Jun 2
Found the sweet spot in ballroom C where the internets work! #ASM2015

1

Julie Huber @JulesDeep · Jun 2
This is funny! Cc @JonBadalamenti @DrJCThrash @tjsharpton #ASM2015



2 5 View photo

DeNovix Inc. @DeNovix · Jun 2
Thanks #**asm2015** and #NOLA for a great week. #asm2016 and #Boston can't wait to see you next June.

Hannah H-M @hhollandmoritz · Jun 2
Now: Tanushree Naik, "Endophytic Fungi from Datura metel." #**ASM2015**

Paul Orwin @PMOrwin · Jun 2
Receptor domain wasn't thought to bind sugars, cache_1 domain prev only amino acid #**ASM2015**

Daan Speth @daanspeth · Jun 2
Laura pace on using genomic data to expand knowledge on protein families. From diversity analysis to biochemistry to confirm #**asm2015**

Novartis Science @NovartisScience · Jun 2
10 cats dressed as spirochetes #**ASM2015** #ASMBuzzFeed

Kat Tarasova @thetarasova · Jun 2
Tobias Erb - fascinating talk on novel reductive carboxylase and in vitro de novo CO2 fixation pathway. #**asm2015** #synbio

Fungal Bio & Biotech @FBBiotech · Jun 2
We hope you had a great #**ASM2015**! Safe travels, and see you next year in Boston!

Paul Orwin @PMOrwin · Jun 2
One receptor present on invasive strains. Abt 10% of strains, senses galactose #**ASM2015**

Laura Hug @LAHug_ · Jun 2
Next up: Laura Pace on diversity of nitric oxide reduction. #**ASM2015**

Hannah H-M @hhollandmoritz · Jun 2
NJ: Mycorrhizal fungi, may backfire the carbon-credit plantations if not matched properly with soil and biome type. #**ASM2015**

Illumina @illumina · Jun 2
Astonishing amount of micro & metabo data in @chuttenh talk; amazing to think about how much there will be at conclusion of HMP2! #**ASM2015**

Nicole Narayan @Nicole_Narayan · Jun 2
.@chuttenh ultimately track specific strains of organisms that encode enzymes on pathways of interest #**ASM2015**

Greg Costello @ColColMol · Jun 2
#**asm2015**

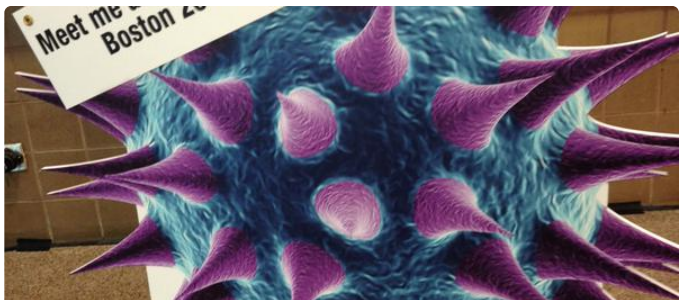



1 2 View photo

FISConference @FISConf · Jun 2
Attended #**ASM2015** ? Interested in infection in the post antimicrobial era . Attend #FIS2015. Register now!

1 1

Thomas Sharpton @tjsharpton · Jun 2
.@chuttenh points to humann2 (metagenome functional annotation), and ids bugs, genes, and metabolites that covary. Cool. #**ASM2015**

1 3

Nicole Narayan @Nicole_Narayan · Jun 2
.@chuttenh co-variation between gut microbiome and metabolites. Do these microbes encode metabolic pathways that can be targeted? #**ASM2015**

DrBug @DrBug · Jun 2
White House Meeting Elicits Pledges to Reduce Antibiotic Use, via @nytimes #epaasm #ASMicrobiology #**ASM2015** nytimes.com/2015/06/03/hea…

Thomas Sharpton @tjsharpton · Jun 2
.@chuttenh covaried taxon abundances with disease activity in longitudinal patients, these taxa correlate with metabolic variation #**ASM2015**

Paul Orwin @PMOrwin · Jun 2
Glycan and small molecule array to find ligands. One receptor that interacts w both attractants and repellents #**ASM2015** whaaa? Weird

Jon Badalamenti @JonBadalamenti · Jun 2
Off to microbiome session to check out old labmate Esra's talk about gut microbiome response to gastric bypass #**asm2015**

Jeff Gralnick @bacteriality · Jun 2
Erb: 15 enzymes in a tube, seems to work efficiently. Next step is to express the pathway in vivo. Synthetic MICRObiology. #**ASM2015** #cool

2 1

Illumina @illumina · Jun 2
CH: Generating microbiome multiomics by metagenomic/taxonomic profiling, metabolite profiling, see variability and assoc w/disease #**ASM2015**

1

Hannah H-M @hhollandmoritz · Jun 2
NJ: Thoughts: What happens to mycorrhizal fungi in response to humans changing stoichiometry of environment. #**ASM2015**

Nicole Narayan @Nicole_Narayan · Jun 2
.@chuttenh metabolite co-variance with disease activity in longitudinal patients. Can find microbes that correlate #**ASM2015**

Laura Hug @LAHug_ · Jun 2
Erb - called CETCH cycle, runs enzymatically in tube - now trying to move to in vivo reality. Hard - but likely possible. #**ASM2015**

1 2



Thomas Sharpton @tjsharpton · Jun 2
.@chuttenh identified the most variable and differentially abundance across disease populations. #ASM2015



Laura Hug @LAHug_ · Jun 2
Erb - designing a fast, efficient, low-ATP demand CO2 fixation cycle. Mix of bacterial, archael, and human proteins! #ASM2015

3



Hannah H-M @hhollandmoritz · Jun 2
NJ: Interpretation: when low fertilizer, heavy selection for certain clades of fungi; abund nutrients make this less important. #ASM2015



Nicole Narayan @Nicole_Narayan · Jun 2
.@chuttenh did metabolome too, some differentially abundant healthy/UC/CD #ASM2015



Jeff Gralnick @bacteriality · Jun 2
Erb: about to tell us about the SYBORG project, a synthetic biology project to design the perfect CO2 fixation pathway #ASM2015

1 1



Laura Hug @LAHug_ · Jun 2
Erb - predicts there are more CO2 fixation pathways yet to be found. Asks 'what if we design the perfect CO2 fixation pathway?' #ASM2015

2



Jessica Sieber @SyntrophySieber · Jun 2
Erb reminds us of all the Fuchs cycles. It is almost easy to forget how awesome Fuchs is. Unfortunate #ASM2015

1



Hannah H-M @hhollandmoritz · Jun 2
NJ: As fertilizer added, phylogenetic clustering disappeared and distribution through tree became more random. #ASM2015



Thomas Sharpton @tjsharpton · Jun 2
.@chuttenh combined the longitudinal with two cross sectional cohorts and applied metagenomic and metabolomic profiling #ASM2015



UD CEOE @udceoe · Jun 2
So proud of all CEOE-ers who represented #UDel at #ASM2015! Here's a pic of Dr. Clara Chan giving her talk yesterday. ow.ly/i/b6W9u

View photo



Hannah H-M @hhollandmoritz · Jun 2
NJ is also using NRI to measure phylogenetic relationships. Fertilizer shifts AM fungal phylogenetic structure. #ASM2015



Amer. Soc. Micro. @ASMicrobiology · Jun 2
Thanks to the individuals who contributing ideas and topics for #asm2015! ^lp



Julie Huber @JulesDeep · Jun 2
Specialized bacterial community associated with oil snow #ASM2015



Cameron Thrash @DrJCThrash · Jun 2
Some chlorate accumulation occurs, but not enough to account for all perchlorate reduction. #ASM2015

Nicole Narayan @Nicole_Narayan · Jun 2
.@chuttenh even in disease activity, microbiome usually stays stable over time #ASM2015

Jon Badalamenti @JonBadalamenti · Jun 2
Erb searching for novel reductive carboxylases in Thaumarchaeota based on thermodynamic predictions giving 25% ATP savings #asm2015 #asm2015

Thomas Sharpton @tjsharpton · Jun 2
.@chuttenh finds that the taxonomic clusters of individuals match those identified in earlier, smaller studies #ASM2015

Thomas Sharpton @tjsharpton · Jun 2
.@chuttenh describes pilot longitudinal shotgun metagenomic and metabolic profiling in IBD. Taxonomically, microbiome very personal #ASM2015

Nicole Narayan @Nicole_Narayan · Jun 2
.@chuttenh pilot results: high degree of personalization at species and strain level. Also high stability over time #ASM2015

Cameron Thrash @DrJCThrash · Jun 2
If nitrate is also present, it can grow. A promiscuous nitrate reductase? #ASM2015

Hannah H-M @hhollandmoritz · Jun 2
NJ: Plant community composition is determined by mycorrhizae interaction with CO2. #ASM2015

Illumina @illumina · Jun 2
CH: Participant interface include simple-to-interpret graphs on how they compare to others, others with similar diets, etc. #ASM2015

Stephanie Taylor @smile_steph · Jun 2
I'd say it's been a pretty success past couple of days. #asm2015



View photo

Thomas Sharpton @tjsharpton · Jun 2
Neat - these tools provide interface for study participants to evaluate their own data. I imagine this improves retention #ASM2015 @chuttenh

Nicole Narayan @Nicole_Narayan · Jun 2
.@chuttenh citizen science can be integrated into microbiome research and helps retention, just be careful with regulatory. #ASM2015

Paul Orwin @PMOrwin · Jun 2
Paper to refer to for campy tlp biomedcentral.com/1471-2180/12/1… #asm2015

Hannah H-M @hhollandmoritz · Jun 2
NJ: Evidence that mycorrhizas are *still* influencing our atmosphere in response to CO2 #**ASM2015**

Thomas Sharpton @tjsharpton · Jun 2
.@chuttenh points to Rob Knight's qiita (pronounced cheetah), which serves as an interactive input into qiime #**ASM2015**
1

Julie Huber @JulesDeep · Jun 2
A new depressing word for oceanography: Marine Oil Snow #**ASM2015**
5 1

Joint Genome Inst. @doe_jgi · Jun 2
3:30pm Mtg Rm 260 at #**ASM2015** Life in the Extreme Session: Cryophilic #bacteria analyses from #permafrost #genomics bit.ly/1AGUxUi

Hannah H-M @hhollandmoritz · Jun 2
NJ: Drop in CO2 level just before evolution of gymnosperms. They hypothesis is it's from weathering of soils caused by mycorrhizas. #**ASM2015**

Illumina @illumina · Jun 2
CH: Data dissemination- data delivery interfaces for both researchers, participants interested in the #citizenscience aspects #**ASM2015**
1

Maria Davis @mcd_611 · Jun 2
@ASMicrobiology Still #trending on final day #**ASM2015** #awesome #science



1 View photo

Cameron Thrash @DrJCThrash · Jun 2
Haloarcula can reduce perchlorate, but no growth seen #**ASM2015**

Paul Orwin @PMOrwin · Jun 2
11 diff putative chemoreceptors named tlp 7 group a sense outside cell #**ASM2015**

Jeff Gralnick @bacteriality · Jun 2
Erb: 7-8% of all bacteria have a reductive carboxylase crotonly-CoA to Ethylmalonyl-CoA, identifying a new CO2 fixation strategy #**ASM2015**
1 1

Jessica Sieber @SyntrophySieber · Jun 2
Erb: new principle in acetyl-coa reduction-a crotonyl-CoA reductase is actually a carboxylase, makes ethylmalonyl-coa. #**ASM2015**

Thomas Sharpton @tjsharpton · Jun 2
.@chuttenh describes anadama, a tool that automates processing of the data received, and helps distribute to community. #**ASM2015**
1

Jon Badalamenti @JonBadalamenti · Jun 2



Erb: new principle of CO2 fixation, crotonyl-CoA reductive decarboxylation present in 7-8% of known genomes #asm2015 #BOOM @Suck_It_Krebs

8 4



Cameron Thrash @DrJCThrash · Jun 2

coxL gene phylogeny puts their isolates as the earliest diverging. #ASM2015



Laura Hug @LAHug_ · Jun 2

Erb - but add CO2 and discovered it is a new reductive carboxylase, faster than RuBisCO, fixing gigatons of CO2 on earth. #ASM2015

5 5



Thomas Sharpton @tjsharpton · Jun 2

They make home collection kits available for participants, who also periodically see clinics @chuttenh #ASM2015



Hannah H-M @hhollandmoritz · Jun 2

NJ: Mycorrhizal fungi don't just influence soil, they also influence atmosphere. #ASM2015

Illumina @illumina · Jun 2

CH: More on the IDB project protocols, participation and output: ibdmdb.org #ASM2015



Nicole Narayan @Nicole_Narayan · Jun 2

.@chuttenh sampling protocols online #ASM2015



Hannah H-M @hhollandmoritz · Jun 2

Hmm, NJ says saprotrophic capability is low in grasslands mycorrhizas. I'm learning so much about fungi today. #ASM2015

1



Thomas Sharpton @tjsharpton · Jun 2

.@chuttenh notes they are halfway through the project, still collecting samples. Have made all protocols available. #ASM2015

2



MicroSeminar @MicroSeminar · Jun 2

Hey attendees at #ASM2015 - follow us for great microbiology talks year round!

8 1



Nicole Narayan @Nicole_Narayan · Jun 2

.@chuttenh got stool, biopsies and blood for a large cohort of IBD, range of subtypes, samples over one year #ASM2015



Laura Hug @LAHug_ · Jun 2

Tobias Erb describing a novel pathway for acetyl-CoA assimilation, via conversion to a 4-carbon molecule. ID'd crotonyl-reductase. #ASM2015

3 3



Maria Davis @mcd_611 · Jun 2

lots of p's in pppGpp Jade Wang #firmicutes #ASM2015

1



Jeff Gralnick @bacteriality · Jun 2

Erb: RuBisCo is actually just a carboxylating enolase, consistent with enolase activities of its relatives. #ASM2015

1 1



Jon Badalamenti @JonBadalamenti · Jun 2

Erb: we know how acetyl-CoA is assimilated in E. coli, but not so much for other phyla #asm2015



Cameron Thrash @DrJCThrash · Jun 2
Isolates came from CO oxidizing enrichments. Tested these for perchlorate reduction #**ASM2015**



Jessica Sieber @SyntrophySieber · Jun 2
Acetyl-CoA the key to everything! #**ASM2015**



Paul Orwin @PMOrwin · Jun 2
Shows pic of person in throes of enteric disease. Wins for best figure so far. U don't know which end to put on the loo first #**asm2015**



Thomas Sharpton @tjsharpton · Jun 2
.@chuttenh points to the IBD Multi'omics data resource: ibdmdb.org #**ASM2015** #bookmarked

1 4

Illumina @illumina · Jun 2
CH: Goals of proj to stratify disease subtypes, help understand onset of flares, look for new targetable pathways in IBD #**ASM2015**



Maria Davis @mcd_611 · Jun 2
Firmicutes not so #cute after all #anthrax #listeria #staph #MRSA #**ASM2015**

3 5



Cameron Thrash @DrJCThrash · Jun 2
Meyers is describing the perchlorate reduction pathway. One big problem is always dealing with chlorite #toxic #nothanks #**ASM2015**



Thomas Sharpton @tjsharpton · Jun 2
.@chuttenh suggests that longitudinal profiling may help clarify microbiome-host-disease interactions #**ASM2015**

1



Paul Orwin @PMOrwin · Jun 2
C. jejuni most frequent cause of enteritis worldwide, is also normal flora of birds #**ASM2015**



Nicole Narayan @Nicole_Narayan · Jun 2
.@chuttenh longitudinal sampling to track flares and remission in IBD (love this!) #**ASM2015**

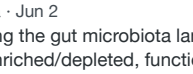

Illumina @illumina · Jun 2
CH: Understanding the gut microbiota landscape in IBD- Diversity reduced, specific clades enriched/depleted, functional dybioses #**ASM2015**

1



Hannah H-M @hhollandmoritz · Jun 2
NJ: Mycorrhizal fungi types vary with plant-type and biome. #**ASM2015**

1



Thomas Sharpton @tjsharpton · Jun 2
.@chuttenh notes that IBD is interesting b/c it's complex, the microbiome is implicated, and phenotypes are heterogeneous #**ASM2015**



Nicole Narayan @Nicole_Narayan · Jun 2
.@chuttenh now up iHMP and evaluating told of gut microbiota in IBD #**ASM2015**



Hannah H-M @hhollandmoritz · Jun 2
NJ: Pines are obligate "mycotrophs" without fungi, they don't survive. #**ASM2015**

1

Cameron Thrash @DrJCThrash · Jun 2
#perchlorate #**asm2015**



1 1 View photo

Paul Orwin @PMOrwin · Jun 2
Chemoreceptors of campylobacter from Victoria korolik from Australia #**ASM2015**

Illumina @illumina · Jun 2
Up next in the rather sparsely attended 'omics session: Curtis Huttenhower (@chuttenh) on an HMP2 project on gut microbiota and IBD #**ASM2015**

2

Thomas Sharpton @tjsharpton · Jun 2
Now up @chuttenh (yes, he's on twitter), talking about the iHMP inflammatory bowel disease cohort #**ASM2015**

Brian Kvitko @KvitkoPhD · Jun 2
Attending my last talk of the meeting. Thanks for the memories #**ASM2015**

2

Maria Davis @mcd_611 · Jun 2
Key to persistence in #Ecoli are persistence ribosomes the late tertiary binding proteins. K Wilson #**ASM2015**

1

Hannah H-M @hhollandmoritz · Jun 2
NJ is showing cool fossil evidence of mycorrhizal fungi. #**ASM2015**

1

Jon Badalamenti @JonBadalamenti · Jun 2
I have not stayed in the same room all afternoon and it looks like it will stay that way #**asm2015**

1

Hannah H-M @hhollandmoritz · Jun 2
NJ: 440-410 mya, mycorrhizal fungi on pre-root stems of Silurian plants. #**ASM2015**

Paul Orwin @PMOrwin · Jun 2
@alexpersat nutrient levels can suppress surface motility - do u see any cross talk btw these systems? #**asm2015**

Amy M. Hurwitz @AmyMHz · Jun 2
Thank you, @Quartzy, for providing the cards! #**ASM2015**

1 1 View conversation

Laura Hug @LAHug_ · Jun 2
Oops! All of my tweets about Joel Kostka should have been Will Overholt! Sorry Will! Excellent talk! #**ASM2015**



Cameron Thrash @DrJCThrash · Jun 2
This whole setup is relevant for potential Martian metabolism #**ASM2015**

CellPressNews @CellPressNews · Jun 2
How do ingested #microbes affect the human #gut #microbiome? #**ASM2015**
ow.ly/NCH5d

2 2



Kelley Nunez @kgwin1018 · Jun 2
Marisa Meyers talking about perchlorate reduction by CO-oxidizers #**asm2015**



View photo



Paul Orwin @PMOrwin · Jun 2
@alexpersat since u asked for Twitter questions I have one #**asm2015** 1/2



Cameron Thrash @DrJCThrash · Jun 2
Meyers up now. Getting salty. Halophilic CO-oxidizing euryarchaeote that can reduce perchlorate #**ASM2015**

3



Hannah H-M @hhollandmoritz · Jun 2
NJ: Fungi-plant symbioses predate evolution of roots. #**ASM2015**

1



Julie Huber @JulesDeep · Jun 2
Kai Ziervogel from @UNC talking about enzyme activities in water after GOM BP oil spill #**ASM2015**

1

New England Biolabs @NEBiolabs · Jun 2
A big (easy) thank you to everyone who stopped by the @nebiolabs booth at #**asm2015**! #NewOrleans #solongandthanksforallthebeignets

2



Hannah H-M @hhollandmoritz · Jun 2
Now: Nancy Johnson, "Fungal responses to the environment and their consequences for plants and ecosystems" #**ASM2015**

1 1

Quartzy @Quartzy · Jun 2
Time flies when you're having fun at #**asm2015** - Til next time, y'all!

1 1



Paul Orwin @PMOrwin · Jun 2
Note speaker is on Twitter @alexpersat #**asm2015**

Novartis Science @NovartisScience · Jun 2
You won't believe how genomic dark matter is trying to drain your bank account #**ASM2015** #ASMBuzzFeed

1



Paul Orwin @PMOrwin · Jun 2
Anchoring of pilus puts tension in, conf change transduces signal #**ASM2015**

Olympus Life Science @OlympusLifeSci · Jun 2
Have you paid a visit to our booth (346) at #**asm2015** yet? Time is running out! bit.ly/1Ia93nA



Hannah H-M @hhollandmoritz · Jun 2
RB: When soil is baked (65 deg), firmicutes take over the community. #**ASM2015**



Cameron Thrash @DrJCThrash · Jun 2
Compare transcripts when grown with iron vs nitrate as TEA. C-type cytochromes appear to be similarly regulated #**ASM2015**

1 2



Paul Orwin @PMOrwin · Jun 2
Reponse correlates w agarose concentration. But p aeru stops twitching at high agarose? So stops moving but signals #**ASM2015**



Jessica Sieber @SyntrophySieber · Jun 2
Methanomassiliicoccus popping up everywhere at #**ASM2015** we need a shorter name for it.

2



Cameron Thrash @DrJCThrash · Jun 2
T.s. does reduce iron #**ASM2015**

1

Illumina @illumina · Jun 2
FC: Looking at gene signatures in WT and ApoE-/- mice show changes, incl in Toll-like receptors, in liver and visceral fat #**ASM2015**

1



clotilde Teiling @chloe46037 · Jun 2
Philippo Canducci is finding gene associated with increase of vascular disease and visceral fat gene signatures in mice. #**asm2015**



Paul Orwin @PMOrwin · Jun 2
Use fluorescent reporter to look at sensing in pilus defect strains #**ASM2015**



Jen Biddle @subsurface_life · Jun 2
Big thanks to all my tweeps sending out info from #**ASM2015** You've really

Big thanks to all my tweeps sending out info from #ASM2015 You've really stopped my meeting FOMO by sharing.

1 2

Currie-Lab Ants @Attacephalotes · Jun 2
Jose did an excellANT job at his poster today! #asm2015 #UndergraduateResearch



1 View photo

Jon Badalamenti @JonBadalamenti · Jun 2
.@DrJCThrash c-type cytochromes in Geobacter aren't the same as c-type cytochromes in Geobacter #asm2015

3 4 View conversation

Paul Orwin @PMOrwin · Jun 2
Looking at whether type 4 pili can sense surface as well as twitch #ASM2015

1

Hannah H-M @hhollandmoritz · Jun 2
RB has soil from two different ecosystems, arid grassland and mesic forest. #ASM2015

Cameron Thrash @DrJCThrash · Jun 2
@JulesDeep @SyntrophySieber @JonBadalamenti Put me in coach! #pinchtweet #asm2015

2 View conversation

Caleb Ruiz-Jiménez @crjcaleb · Jun 2
#asm2015 #neworleans2015 #phdstudentlife instagram.com/p/3cHRNvPUEZ/

Laura Hug @LAHug_ · Jun 2
Seek and ye shall find - Rasigraf found pmethane oxidation coupled to Fe reduction - community profiled with metag. #ASM2015

2

Jessica Sieber @SyntrophySieber · Jun 2
Rasigraf dominant mg-1 and 7th order springing up in iron anme. #ASM2015

Hannah H-M @hhollandmoritz · Jun 2
RB turned to experimental microcosms to better control the environmental gradients. #ASM2015

Mark O. Martin @markowenmartin · Jun 2
Since I have so many #MicrobialTruEBelievers present: anyone have an undergrad safe G- coccus to share? #ASM2015

Cameron Thrash @DrJCThrash · Jun 2
KC- what are the molecular mechanisms? #ASM2015

Paul Orwin @PMOrwin · Jun 2
Use diff agar substrates, see up reg on all: controlled by vfr reg controlled by cAMP made by cyaB. #ASM2015



Jeff Gralnick @bacteriality · Jun 2
Diploptene looks fun to say. #ASM2015
DiplopteneDiplopteneDiplopteneDiploptene

3 1



Hannah H-M @hhollandmoritz · Jun 2
RB: No evidence for any change in active fungal community across natural gradient. #ASM2015



Daan Speth @daanspeth · Jun 2
OR DNA and RNA sequencing to see who could be responsible for CO2 production from CH4 #ASM2015

1



Cameron Thrash @DrJCThrash · Jun 2
T.s. produces nanoparticles. C-type cytochromes aren't homologous to those in Geobacter, Shewanella. #ASM2015

2 1



Jon Badalamenti @JonBadalamenti · Jun 2
.@DrJCThrash might need more than a 15-minute talk for that #amiright @wanderingbond #asm2015

View conversation



Hannah H-M @hhollandmoritz · Jun 2
RB: Relatedness of bacterial communities decreased as pH increased, fungi showed no response. #ASM2015

1



Julie Huber @JulesDeep · Jun 2
Wow, someone actually using Ion Torrent for metagenomics! I thought it had gone away... #ASM2015

1 2



Cameron Thrash @DrJCThrash · Jun 2
KC- now comparing Thermus scotoductus, that can do metal reduction at 65degC. The temp helps for other organic reactions #ASM2015

1



Daan Speth @daanspeth · Jun 2
OR shows methane profiles. Concentration decreasing in the absence of oxygen. Iron dependent CO2 formation shown in bottles #ASM2015

Illumina @illumina · Jun 2
Filippo Canducci up next on role of ApoE on inflammation and gut microbiota in the western diet #ASM2015

1



Hannah H-M @hhollandmoritz · Jun 2
RB is emphasizing using phylogenetic measures of diversity. She uses NRI Nearest Relative Index as a metric. #ASM2015

1



Laura Hug @LAHug_ · Jun 2
Rasigraf - what about manganese or iron dependent methane oxidation? She is hunting for these metabolisms! #ASM2015

3



Paul Orwin @PMOrwin · Jun 2
Use two fluorescent reporter, one constitutive, one variable, to see gene exp change at single cell level #ASM2015

1 1



Curtis Huttenhower @chuttenh · Jun 2
#asm2015 @FCanducci in #multiomics session, Western diet for mice looks like Velveeta cheese pellets - terrifying...

1



Jessica Sieber @SyntrophySieber · Jun 2
Rasigraf iron dependent anme in sediment incubations. #ASM2015



Cameron Thrash @DrJCThrash · Jun 2
KC reviewing c type cytochromes in Geobacter and Shewanella #ASM2015



Hannah H-M @hhollandmoritz · Jun 2
RB: Bacterial activity increases along natural pH gradient. #ASM2015



Daan Speth @daanspeth · Jun 2
OR showing possible electron acceptors for the oxidation of methane in the bothnian sea sediment. Fe and Mn should be possible #ASM2015



S. Strycharz-Glaven @SGlaven · Jun 2
So long #ASM2015 ! Great science and great time with tweeps! Hope to see some at ISMET meeting this fall at ASU!

1 1



Jeff Gralnick @bacteriality · Jun 2
.@PaulaWelander identified a gene critical for production of tetrahymanol in Methylobacterium, now see homologous in many bacteria #ASM2015

1



Hannah H-M @hhollandmoritz · Jun 2
RB: To measure active communities, using rRNA transcripts. #ASM2015



Laura Hug @LAHug_ · Jun 2
Olivia Rasigraf: methane in marine sediment, nice overview of the varied orgs involved in methane oxidation. #ASM2015

1 1



Paul Orwin @PMOrwin · Jun 2
Mechanotransduction from surface attachment start w microarray #ASM2015 #seemsoldschoolnow



Cameron Thrash @DrJCThrash · Jun 2
KC is looking for means to generate nanoparticles #ASM2015

1



Amy M. Hurwitz @AmyMHz · Jun 2
Not one @Quartzy card left! Must mean a successful poster display. I hope to hear from some of my visitors! #ASM2015

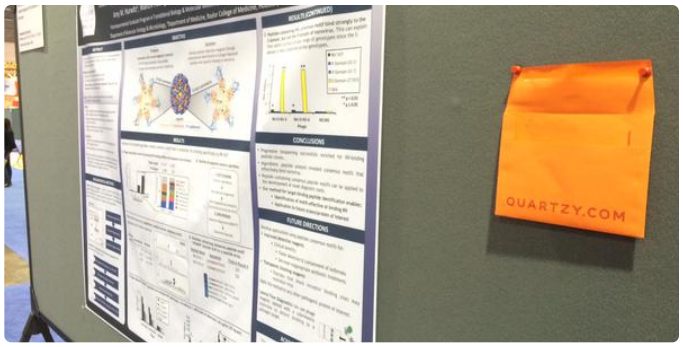

2 5 View photo



Julie Huber @JulesDeep · Jun 2
Now up is Olivia Rasigraf talking about iron-dependent anaerobic methane oxidation #ASM2015



Daan Speth @daanspeth · Jun 2
now up in the hydrocarbon section, my colleague Olivia Rasigraf on iron

dependent anaerobic methane oxidation #ASM2015

1

Paul Orwin @PMOrwin · Jun 2
Surface specific development biofilm, t3ss and surface motility #ASM2015

1

Noelle Bryan @nbryan5 · Jun 2
Cusik discusses metal reduction by Thermus sp. for nano particle generation #ASM2015

Kelley Nunez @kgwin1018 · Jun 2
Kathleen Cusick talking about metal reduction in thermophilic bacteria #asm2015

Jeff Gralnick @bacteriality · Jun 2
.@PaulaWelander talking about tetrahymanol physiology made in a few bacteria (so far). A sterol surrogate? Is it regulated? #ASM2015

1

Aunica Kane @AunicaKane · Jun 2
Finishing up #asm2015 in a session helping us figure out how to assign function to pesky hypothetical proteins-Dark Biochemistry of Genomes

Cameron Thrash @DrJCThrash · Jun 2
First, Kathleen Cusick- thermophillic anaerobic metal reduction #ASM2015

2 2

Mark O. Martin @markowenmartin · Jun 2
Excited to see a talk by one of my first undergrad researchers, Paula Welander (now Asst Prof at Stanford) #ASM2015




View photo

Thomas Sharpton @tjsharpton · Jun 2
.@BetaScience is holding down the fort with great questions #ASM2015

Daan Speth @daanspeth · Jun 2
had a lot of fun talking to people at my poster at #asm2015 this morning. Thanks all for stopping by!

1 2

Hannah H-M @hhollandmoritz · Jun 2
Now Rebeca Mueller: "Patterns of assembly in active fungal and bacterial communities" #ASM2015

Paul Orwin @PMOrwin · Jun 2
Regulation of virulence in p aeru by mechanosensory mech #ASM2015 PNAS in press Persat et al

1 1

Julie Huber @JulesDeep · Jun 2
My undergrad institution @eckerdcollege gets a shout out from Will Overholt in his talk about deep-sea sediment microbes. #ASM2015

Thomas Sharpton @tjsharpton · Jun 2
Great talk from @KatrineWhiteson! #**ASM2015**

2

Illumina @illumina · Jun 2
KW: Several lines of biochem, microbial evidence suggest that fermentation products serve as indictors of CF exacerbation symptoms #**ASM2015**

Chris @DrChrisKellogg · Jun 2
Overholt: Sediment microbial community structures suggest recovery from DWH oil spill; consistent depth-dependent pattern in GOM #**ASM2015**

1 1

Paul Orwin @PMOrwin · Jun 2
Mechanosensing and behavior #**ASM2015**

Amer. Soc. Micro. @ASMicrobiology · Jun 2
Exploring #Pseudomonas at #**asm2015**? Delve further, and join ASM for the Conference on Pseudomonas, Sept. 8-12, 2015 in Washington, DC. ^lp

4 3

Thomas Sharpton @tjsharpton · Jun 2
.@KatrineWhiteson presents fermentation exacerbation as a hypothetical trigger of disease #**ASM2015**

1

Hannah H-M @hhollandmoritz · Jun 2
.@LupoLabs: Food microbial communities are also awesome tools for public outreach!!! #**ASM2015**

Seth Bordenstein @Symbionticism · Jun 2
Follow @KatrineWhiteson at #**ASM2015** "Each metabolite has a story" Now showing data for breath gases as biomarkers in Cystic Fibrosis.

3 2

Hannah H-M @hhollandmoritz · Jun 2
.@LupoLabs: Other kinds of fungal-bacteria interactions: volitile chemical interactions. #**ASM2015**

Paul Orwin @PMOrwin · Jun 2
Spending the afternoon at talks about signal transduction-probably of interest to a narrower set of microtweeps #**ASM2015**

1

Hannah H-M @hhollandmoritz · Jun 2
.@LupoLabs: Chitinases are turned down in bacteria when fungi are present. #**ASM2015**

Amy M. Hurwitz @AmyMHz · Jun 2
@JoeTCJ Interesting, yea, it doesn't look like they have a booth in the exhibit hall. Super secret swag! #**ASM2015**

View conversation

Chris @DrChrisKellogg · Jun 2
Overholt: used random forest to predict microbial group abundance based on water depth, sediment depth (O2 penetration) & lat/long #**ASM2015**

1

Thomas Sharpton @tjsharpton · Jun 2
.@KatrineWhiteson notes that metabolite tracking could be used as an indicator or diagnostic of disease #**ASM2015**

1

Hannah H-M @hhollandmoritz · Jun 2



Hannah H-M @hhollandmoritz · Jun 2

.@LupoLabs: Listeria loves superhighways. The lab is still studying mutants to explore the interaction. #**ASM2015**

1



Kelley Nunez @kgwin1018 · Jun 2

Life in the extreme #**asm2015**

1 1



Cameron Thrash @DrJCThrash · Jun 2

.@JonBadalamenti is taking this session. I'm going to see Marisa Meyers talk about perchlorate reduction in a halophilic archaea #**ASM2015**

3



Laura Hug @LAHug_ · Jun 2

Kostka - model built based on water column and sediment columns, also latitude. O2 penetration is key feature. #**ASM2015**

1



Jon Badalamenti @JonBadalamenti · Jun 2

.@DrJCThrash #**asm2015**



1

View photo



Thomas Sharpton @tjsharpton · Jun 2

.@KatrineWhiteson shows an awesome network analysis that maps biochemical and structural data and reveals differences in disease #**ASM2015**

2



Hannah H-M @hhollandmoritz · Jun 2

.@LupoLabs: Adding fungi allows proteobacteria to dominate community. Without it, relative abundance levels go way down. #**ASM2015**



AnonFatCat @AnonFatCat · Jun 2

RT @cupton1: #Science humor | Please fund my grant, please fund my grant #**ASM2015** | @scoopit http://t.co/19WYru0v…



1

View photo



Jeff Gralnick @bacteriality · Jun 2

Crable: whats the role of HgcAB - responsible for Hg methylation in Desulfovibrio? mut strain has a defect growing with formate #**ASM2015**

2 1

Illumina @illumina · Jun 2

KW: community taxonomy by DNA sequencing helps capture some of the changes leading to exacerbation #**ASM2015**



Chris @DrChrisKellogg · Jun 2
Overholt: Gulf of Mexico sediment microbial communities structured by water and sediment depth #**ASM2015**



Laura Hug @LAHug_ · Jun 2
Kostka - microbial communities structured by depth, similar patterns across wide geographic area. #**ASM2015**



Cameron Thrash @DrJCThrash · Jun 2
Data support the view of hgcAB as an acetyl-CoA synthetase and a natural role in C1 metabolism #**ASM2015**
5 1



Jessica Sieber @SyntrophySieber · Jun 2
HgdAB involved in C1 metabolism in dv #**ASM2015**
1



Anna Blazier @annablazier · Jun 2
vvv great quote from Katrine Whiteson's talk! #**asm2015**



Thomas Sharpton @tjsharpton · Jun 2
KW applied a multi-data analysis to cystic fibrosis sputum. Culturing, 16S, metagenomics, protetomics and metabolomics #**ASM2015**
1



Hannah H-M @hhollandmoritz · Jun 2
.@LupoLabs: This is similar to fungal "superhighways" studied in soils. #**ASM2015**



clotilde Teiling @chloe46037 · Jun 2
Katrine Whiteson: the ecology of cystic Fibrosis, looking at the community profiling through metagenomes, metatranscriptome #**ASM2015**
1 1



Hannah H-M @hhollandmoritz · Jun 2
.@LupoLabs showing awesome microscopy of fungi acting as scaffolds for bacterial dispersal. #**ASM2015**
3 1



Anna Blazier @annablazier · Jun 2
"When we try to pick out anything by itself, we find it hitched to everything else in the Universe# - John Muir #SystemsBiology #**asm2015**



David Coil @davidacoil · Jun 2
.@LupoLabs showing an awesome video of bacteria streaming along fungal hyphae. Really neat, part of dispersal. #**asm2015**
2 1



PLOS Biology @PLOSBiology · Jun 2
Michael Snyder reveals the secrets of his own microbiome at #**asm2015**. Great talk!
1 1



Cameron Thrash @DrJCThrash · Jun 2
Changed electron donor to formate and deletion could grow, but poorly #**ASM2015**



Hannah H-M @hhollandmoritz · Jun 2
.@LupoLabs: Fungi don't care what bacteria are doing, even though the reverse is clearly not true. #**ASM2015**

Illumina @illumina · Jun 2
KW: Volatile comapounds produced by microbial communities affact other communities- how does this contribute to CF exacerbation? #ASM2015

Daniel @Read1000Lives · Jun 2
Now up: Ashley Garner from @WUSTLmed! CarD: an essential regulator of stress response and txp in Mycobacterium. #ASM2015
1

David Coil @davidacoil · Jun 2
.@LupoLabs The bacteria care a lot about the fungi... but the reverse is not at all true. #asm2015

Curtis Huttenhower @chuttenh · Jun 2
#asm2015 Katrine Whiteson up next for #multiomics I think "polymicrobial" communities only differ from "microbial" in number of partners...

Cameron Thrash @DrJCThrash · Jun 2
Acetate did go down, but no accumulation of formate and no increase in CO2. There is missing carbon #ASM2015
1 1

Chris @DrChrisKellogg · Jun 2
Overholt: 695 sediment samples in Gulf of Mexico around DeSoto Canyon & area of Macondo blow out; ~80 million sequences #ASM2015
1

Thomas Sharpton @tjsharpton · Jun 2
KW: recalls Muir - "When we try to pick out anything by itself, we find it hitched to everything else in the Universe" #ASM2015

Hannah H-M @hhollandmoritz · Jun 2
.@LupoLabs: Fungi are drivers in bacterial-fungal interaction. #ASM2015

Adriana @a21reyes · Jun 2
Last day of the American Society of Microbiology, 115th General Meeting. #ASM2015 😭🙌
1

Cameron Thrash @DrJCThrash · Jun 2
They expected this to reduce acetate production and increase formate and CO2. They didn't see this #ASM2015

Hannah H-M @hhollandmoritz · Jun 2
.@LupoLabs did earlier work with @racheljdutton, I can't help but fangirl whenever members of this awesome group are around. #ASM2015
2

Thomas Sharpton @tjsharpton · Jun 2
KW hypothesizes that host associated polymicrobials are powerful predictors of host disease #ASM2015

Chris @DrChrisKellogg · Jun 2
Will Overholt: distributions of sedimentary microbes in Gulf of Mexico, response to disturbance like oil spill #ASM2015
1

Laura Hug @LAHug_ · Jun 2
Joel Kostka up now on large spatial scales of distribution of microbial communities in the Gulf of Mexico. #ASM2015
1

Illumina @illumina · Jun 2
Up next, Katrine Whiteson (@KatrineWhiteson) from @UCIrvine on microbial

conversations occurring in cystic fibrosis airways #**ASM2015**

3



Jessica Sieber @SyntrophySieber · Jun 2
Rapid room change day! Had to see Bryan Crable talk about Hg! Too much stacked at once. And at least one session is on time! #**asm2015**



Maria Davis @mcd_611 · Jun 2
RG: Magic spot affects transcription directly in #proteobacteria and indirectly in #firmicutes #evolution #RNAP #**ASM2015**



Thomas Sharpton @tjsharpton · Jun 2
Now up Katrine Whiteson on Metabolites, germs, and people: Probing microbial conversations in cystic fibrosis airways #**ASM2015**

1



Cameron Thrash @DrJCThrash · Jun 2
Crable deleted and complemented hgcAB #**ASM2015**



Hannah H-M @hhollandmoritz · Jun 2
@LupoLabs: What ecological processes generate diversity in cheese rind microbial communities and what is the molecular mech? #**ASM2015**

1

Intrepid Bio @intrepidbio · Jun 2
#**ASM2015**
@Alltech

> **Nicole Narayan** @Nicole_Narayan
> Belzer: turns out different isolates from animals and humans aren't that different, Akkermansia already perfect? #asm2015



Novartis Science @NovartisScience · Jun 2
We risk these things if we don't find a way to #FightSuperbugs #**ASM2015**



3

View photo



Cameron Thrash @DrJCThrash · Jun 2
Mercury methylation genes are hgcAB. Hypothesis: Mercury methylation is an accident, physiological function is something else #**ASM2015**

3

1



Hannah H-M @hhollandmoritz · Jun 2
Benjamin Wolfe has a twitter handle. Apologies to @LupoLabs for not noticing earlier. #**ASM2015**

1



Julie Huber @JulesDeep · Jun 2
@PMOrwin @JonBadalamenti @SyntrophySieber Plus it's always in SNan Fran at holiday time. Guaranteed Fun! #**ASM2015**

1

View conversation



Laura Hug @LAHug_ · Jun 2
RM: complex community of organisms in micro water droplets in oil degrade the

oil from within the plume of pitch lake. #newhabitat #ASM2015



Hannah H-M @hhollandmoritz · Jun 2
BW uses fermented food to study this. #ASM2015



Jon Badalamenti @JonBadalamenti · Jun 2
Mind blown! Löffler: dichloromethane oxidation can serve as e- donor for TCE dechlorination! DCM degrader channels into W-L pathway #asm2015

1 1



Thomas Sharpton @tjsharpton · Jun 2
MS says that he tries to avoid drugs when sick so that he doesn't confound his personal data analysis. #ASM2015

1



Hannah H-M @hhollandmoritz · Jun 2
BW: Also, species diversify within communities. Take home: We need model communities. #ASM2015



Cameron Thrash @DrJCThrash · Jun 2
Turns out a ton of Louisiana waterways are under mercury advisories. #ASM2015

4



Hannah H-M @hhollandmoritz · Jun 2
BW: Difficult to untangle drivers of observed diversity in our microbial ecology studies. #ASM2015



Thomas Sharpton @tjsharpton · Jun 2
MS also notes that this work is the result of an intimate relationship with @geowei #ASM2015



Cameron Thrash @DrJCThrash · Jun 2
BC- methyl mercury is very bad. And it's bioaccumulated. #ASM2015



Laura Hug @LAHug_ · Jun 2
RM: water is from deep reservoir below the pitch. Microbes not just trapped - active! #ASM2015



Hannah H-M @hhollandmoritz · Jun 2
Now up: Benjamin Wolfe, "Fungi as drivers on microbial community assembly." (Fungi on cheese!) #ASM2015



Thomas Sharpton @tjsharpton · Jun 2
MS notes that it's ideal to get your microbiome sequenced while healthy so that diseased case is easier to interpret. #ASM2015

1



clotilde Teiling @chloe46037 · Jun 2
MS is letting us know that this HMP v2 data set will have 10,000 assays, which is a community resources for everyone to access. #ASM2015



Cameron Thrash @DrJCThrash · Jun 2
Bryan Crable discussing the physiological function of mercury methylation in Desulfovibrio #ASM2015



Daniel @Read1000Lives · Jun 2
Stressed Ecoli: ppGpp binding site mutants grow similarly in LB but are severely delayed or blocked in minimal media post-downshift #ASM2015

colin davidson @davidscj · Jun 2
Synder (Stanford): Squinting recommended for interpreting PCA plots for microbiome data #ASM2015

Illumina @illumina · Jun 2
MS: Over 10,000 assays as a community resouce coming soon- very valuable dataset to further characterize dynamic info #ASM2015

Amer. Soc. Micro. @ASMicrobiology · Jun 2
We've got some awesome prizes! See you at the ASM booth 501 in 5 minutes. #ASM2015 ^cg

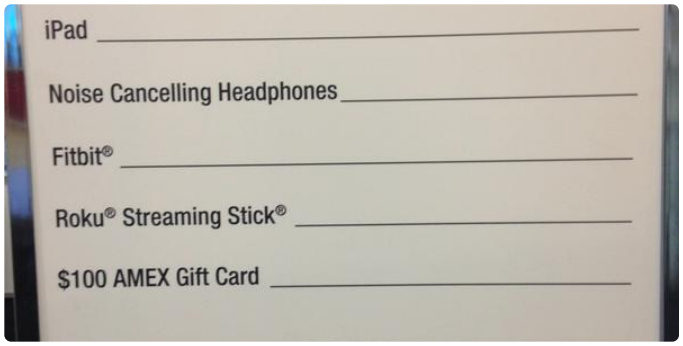

View photo

Julie Huber @JulesDeep · Jun 2
Meckenstock talking about his Life in Oil Droplets paper published last year m.sciencemag.org/content/345/61… #ASM2015

Curtis Huttenhower @chuttenh · Jun 2
#asm2015 It's funny because it's true: Mike Snyder, "dbGaP gymnastics are a pain in the butt."

Jon Badalamenti @JonBadalamenti · Jun 2
Wow, Löffler showing that community dictates rates and extents of in situ dechlorination depending on which lower base provided #asm2015

Laura Hug @LAHug_ · Jun 2
RM - oil contains 1-3 um water droplets, habitat for complex microbial community including methanogens. #ASM2015

Hannah H-M @hhollandmoritz · Jun 2
CH fielding a question about "endophytes in endophytes"; they exclude bacteria from culture, but viruses could still be a player. #ASM2015

Thomas Sharpton @tjsharpton · Jun 2
MS: iHMP will ultimately have over 10k assays available for public access. This should be a great playground! #ASM2015

Illumina @illumina · Jun 2
MS: Using himself as a data point, sees a system-wide shift in gut composition after a fever with no intestinal complications #ASM2015

Jon Badalamenti @JonBadalamenti · Jun 2
Löffler: different DMB lower bases affect dechlorination rates and ultimately extents #asm2015

Thomas Sharpton @tjsharpton · Jun 2
MS: When subject to a viral infection, gut samples are closer to non-infection from individual than other individuals. #ASM2015

1



Laura Hug @LAHug_ · Jun 2
RM: studying a pitch lake in Trinidad - saw gas holes in surface - predicted methane formation within pitch ('like chewing gum') #ASM2015

1



Jon Badalamenti @JonBadalamenti · Jun 2
Löffler: Dhc cocultures with cobamide producers (incl. Geobacter) dechlorinated only when dimethylbenzimidazole "lower base" added #asm2015

1



Amer. Soc. Micro. @ASMicrobiology · Jun 2
Exhibit Passport winners will be announced in 10 minutes at the ASM booth! #ASM2015 ^cg



Hannah H-M @hhollandmoritz · Jun 2
CH: ...Traits predict endophyte function individually but not in communities. #ASM2015



Thomas Sharpton @tjsharpton · Jun 2
MS: Nasal microbiome analysis revealed that Strep increased while he was ill. "Most expensive identification of a strep infection" #ASM2015

3 1



Curtis Huttenhower @chuttenh · Jun 2
#asm2015 Now _definitely_ TMP: "This is my stool sample"



Paul Orwin @PMOrwin · Jun 2
@tjsharpton what does "non-statistical increase" mean #ASM2015

View conversation



Hannah H-M @hhollandmoritz · Jun 2
CH: Concl: endophyte communities sort by long-term climate. They can change plant physiology by order of magnitude... #ASM2015

1

Illumina @illumina · Jun 2
MS: found interesting microbiome changes in insulin sensitive and insulin resistant people after weight loss #ASM2015



Curtis Huttenhower @chuttenh · Jun 2
#asm2015 HMP2 overfeeding study some subjects "lose control of their microbiome" - microbes out of control! Happens in NOLA...



Thomas Sharpton @tjsharpton · Jun 2
MS: sees non-statistical increase in Firmicutes after weight gain relative to Bacteroidetes #ASM2015



Jon Badalamenti @JonBadalamenti · Jun 2
Löffler: dehalogenators cannot synthesize corrinoids but have BOTH bacterial and archaeal corrinoid salvage pathways #asm2015

1 2



Jessica Sieber @SyntrophySieber · Jun 2
Löffler: reductive dehalogenases req corrinoids but don't synthesize them. Two salvage systems of different origin! #asm2015



Hannah H-M @hhollandmoritz · Jun 2
CH of the pairs, 1 antagonism and 3 synergisms. But not predictable from individ. fungi or their traits. #ASM2015



Thomas Sharpton @tjsharpton · Jun 2
MS: For iHMP individuals, weight gain results in microbiome shift, but still look more like themselves than others. #**ASM2015**

Illumina @illumina · Jun 2
MS: multi year study tracking changes in blood and microbes in prediabetic subjects during weight gain and loss #**ASM2015**
1



Laura Hug @LAHug_ · Jun 2
RM: isolated a Desulfobaceae cable-former with elegant system of plate electrodes. #**ASM2015**
1



Caleb Levar @celevar1 · Jun 2
RM showing spatially separated gradients in his oil degradation experiments...and the presence of cable bacteria. Sweet! #**asm2015**
2



Thomas Sharpton @tjsharpton · Jun 2
MS: Some iHMP individuals insulin resistant, others insulin sensitive. Find gene expression differences consist w/ prior studies #**ASM2015**



Hannah H-M @hhollandmoritz · Jun 2
CH studied fungi pairs in plants to mimic real world in which many fungi co-habiting. #**ASM2015**
1



Jon Badalamenti @JonBadalamenti · Jun 2
Löffler: novel reductive deahlogenases abundant even in pristine environments; respond immediately to vinyl chloride addition #**asm2015**
1



Julie Huber @JulesDeep · Jun 2
@JonBadalamenti @SyntrophySieber They should give out beer at poster sessions like AGU does. #**ASM2015**
3
View conversation



Hannah H-M @hhollandmoritz · Jun 2
CH: Osmotic sensitivity and cellulase activity in fungi predict survival, transpriation efficiency and days to wilt in plants. #**ASM2015**



clotilde Teiling @chloe46037 · Jun 2
MS is explaining his changes of high level glucose which seemed to be a combinationof DNA and environment. #**asm2015**

Illumina @illumina · Jun 2
MS is wearing FOUR different bio-monitoring devices as he gives this talk! #**ASM2015**
1



Hannah H-M @hhollandmoritz · Jun 2
CH: Found no phylogenetic signal to explain variation in plant stress tolerance. Suggests endophytes are responsible. #**ASM2015**
1



Laura Hug @LAHug_ · Jun 2
The closeness of fit of activity/community to the exact plume fringe Meckenstock sees is blowing my mind. Not the canonical view! #**ASM2015**



Austen Terwilliger @AustenLeeT · Jun 2
Had a great time presenting my poster at #**asm2015** I can't wait to see what new work I can show off for #asm2016



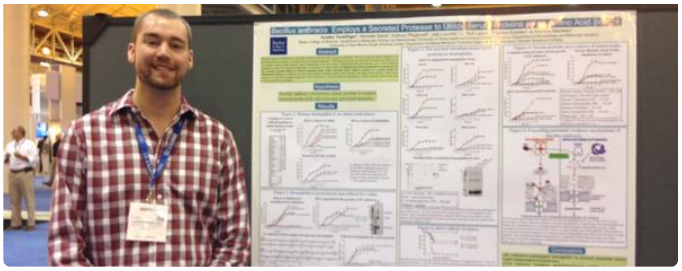

1 3 View photo



Jessica Sieber @SyntrophySieber · Jun 2
Löffler: just because you didn't find it doesn't mean it is not there. Extraction bias biases our knowledge of dehalogenators. #**asm2015**

2 2



Jon Badalamenti @JonBadalamenti · Jun 2
Löffler: HGT between Dehalococcoides and Dehalogenimonas - 10% 16S divergence but nearly identical reductive dehalogenases #**asm2015**

1 1



Thomas Sharpton @tjsharpton · Jun 2
MS: Longitudinal data enables identification of molecules and biochemical pathways that change during acquisition of diabetes #**ASM2015**

1 2



Daniel @Read1000Lives · Jun 2
Richard Gourse talking about two distinct magic spot binding sites on E.coli RNAP that govern txp regulation #**ASM2015**

1



Jon Badalamenti @JonBadalamenti · Jun 2
Löffler: DcpA responsible for specific reaction catalyzing respiratory reduction of 1,2-dichloropropane #**asm2015**



Laura Hug @LAHug_ · Jun 2
RM: catabolic genes found at the fringe, in 1:2 with 16S - highly enriched in the exact microenvironment for degradation. #**ASM2015**



Thomas Sharpton @tjsharpton · Jun 2
MS applied this strategy to his own health data and was able to predict the emergence of T2D, which he ultimately developed #**ASM2015**



TGen @TGen · Jun 2
Post doc Eric Lewis presented poster on innate immune response in murine model of pulmonary coccidioidomycosis at #**asm2015** #thumbsup



Cameron Thrash @DrJCThrash · Jun 2
This session is about the vital efforts to understand the actual function of poorly or miss annotated genes #**ASM2015**

2 3

Illumina @illumina · Jun 2
MS: Personal 'omics profiling- knowning oneself on many levels, showing his own personal profiles, running since 2012 #**ASM2015**



David Coil @davidacoil · Jun 2
Expanding my horizons at the plant/fungal session this afternoon. #theyhavenuclei? #**asm2015**

1 3



Maria Davis @mcd_611 · Jun 2
RGourse: Magic spot (ppGpp) regulates over 700 genes in #Ecoli #molmicro #**ASM2015**



Hannah H-M @hhollandmoritz · Jun 2
CH: Low turnover rate of fungi despite heavy drought. #**ASM2015**



clotilde Teiling @chloe46037 · Jun 2
Mike Snyder is stating the 'Omics session by explaining the personal profiling and all the assays involved, the microbiome. #**asm2015**



Jon Badalamenti @JonBadalamenti · Jun 2
Löffler: Cl in C-Cl bonds liberated as Cl-; Cl replaced either with -OH (oxygenolytic) or -H (reductive) #**asm2015**



Thomas Sharpton @tjsharpton · Jun 2
MS assays various components of blood, stool, and urine #**ASM2015**



Cameron Thrash @DrJCThrash · Jun 2
Yoko Chiba is describing a functional re-annotation of glycolytic genes as a novel serine synthesis pathway #**asm2015**

2



Laura Hug @LAHug_ · Jun 2
RM: looking at plume fringe hypothesis with high res sampling of plume: confirmed fringe is only hotspot of degradation. #**ASM2015**



Elisabeth Bik @MicrobiomDigest · Jun 2
Today in Bik's Picks: news from #**asm2015**, #microbiome of piglets, soil, seawater, 24 microbial stool genomes and more
microbiomedigest.com/?p=2501

1



Thomas Sharpton @tjsharpton · Jun 2
MS set up the idea of a personal omics profile, which measures the detailed changes that take place when someone is healthy or sick #**ASM2015**

1



Hannah H-M @hhollandmoritz · Jun 2
CH studies the Edwards Plateau in Texas. It has a wonderful precipitation gradient, without many other confounding factors. #**ASM2015**



Curtis Huttenhower @chuttenh · Jun 2
Just kicking off last slot at #**ASM2015** with #multiomics session for microbiomes, including the HMP2 Integrative Human Microbiome Project

1

Illumina @illumina · Jun 2
Mike Snyder (@snydershot) in the final #**ASM2015** session on prediabetic cohort of HMP- unraveling interactions of diet and genome.



Thomas Sharpton @tjsharpton · Jun 2
MS reminds us that health is a product of genome and "exposome". Goal is to model interaction b/t genome, exposure and disease #**ASM2015**

1



Jon Badalamenti @JonBadalamenti · Jun 2
Löffler: "xenobiotics" term is misleading; many naturally occurring organochloride compounds #**asm2015**

Laura Hug @LAHug_ · Jun 2
RM - what limits biodegradation? Why are contaminants still there? Challenging redox zonation in favor of plume fringe. #**ASM2015**

Thomas Sharpton @tjsharpton · Jun 2
MS is interested in the longitudinal variation of patients with type 2 diabetes (T2D) #**ASM2015**

CellPressNews @CellPressNews · Jun 2
Check out these models of polar growth in #bacteria #**ASM2015** ow.ly/NCH1X

Thomas Sharpton @tjsharpton · Jun 2
MS describes the iHMP, which considers longitudinal data collected from a diverse array of phenotypes, many data types #**ASM2015**

Hannah H-M @hhollandmoritz · Jun 2
CH: Do endophyte distributions track drought? How do endophytes effect plant physiology? #**ASM2015**

Hannah H-M @hhollandmoritz · Jun 2
CH: Endophytes help with plant stress tolerance, but not equally. #**ASM2015**

Thomas Sharpton @tjsharpton · Jun 2
Mike Synder - iHMP: an integrative study of the microbiome in a pre-diabetic cohort #**ASM2015**

Sara Blumer-Schuette @seblumer · Jun 2
Last awesome score from #**asm2015** was a #Drummond battery & nose piece! @ValJBell1



View photo

Sarah @63Sarahs · Jun 2
"@Nadoune63720: Allez les Auvergnats, on se mobilise pour gagner la #RugbyBattle @AvecleXV ! #AllezASM ! #TOP14 #**ASM2015** #ASM #Rugby"

View conversation

Laura Hug @LAHug_ · Jun 2
Rainer Meckenstock on hydrocarbon degradation - remediation, and life in oil as a new habitat on earth. #**ASM2015**

Julie Huber @JulesDeep · Jun 2
I landed in Hydrocarbon Degradation. Up first is Rainer Meckenstock talking about life in oil and the terrestrial subsurface. #**ASM2015**

Hannah H-M @hhollandmoritz · Jun 2
CH will be talking about endophytic fungi in ecosystems. #**ASM2015**

Hologic @Hologic · Jun 2
Aptima HPV & Aptima HPV 16 18/45 Genotype assays– test from the same ThinPrep Pap vial– visit us @ booth 737 #**ASM2015** ow.ly/N16Zc

Hannah H-M @hhollandmoritz · Jun 2
Now: Christine Hawkes. #**ASM2015**

Jason Anthony Tetro @JATetro · Jun 2
@markowenmartin @LAHug_ Think it might be time for a Marie Antoinette microbe: Let Them Eat Dirt! #**ASM2015**
View conversation

Steven Hecht @Profmicro · Jun 2
After sea star-parvo talk, were reminded to keep our armpits clean #**ASM2015** #sciencehumor

FEMS @FEMSTweets · Jun 2
#**ASM2015** Life in the Extreme: exciting session. Interested in more? - ow.ly/NAE6Y
1 1

Novartis Science @NovartisScience · Jun 2
Beware of the ninja…#**ASM2015** #FightSuperbugs bit.ly/1FrXAfO



1 1
View photo

N@dine @Nadoune63720 · Jun 2
Allez @ASMOfficiel on se mobilise pour gagner la #RugbyBattle @AvecleXV #AllezASM #TOP14 #**ASM2015** #ASM #Rugby @PresseAuvergne @Auwwwergne
1

Symplur Hashtags @healthhashtags · Jun 2
Top Influencers of #**asm2015**: @asmicrobiology @carlzimmer @drjcthrash @drchriskellogg @tjsharpton Real-time Analytics: bit.ly/1EHnjiT
1 3

N@dine @Nadoune63720 · Jun 2
Allez les Auvergnats, on se mobilise pour gagner la #RugbyBattle @AvecleXV ! #AllezASM ! #TOP14 #**ASM2015** #ASM #Rugby

SGM Publishing @PublishingSGM · Jun 2
We're giving away the last few sample copies of our journals - head to booth 760 to pick one up #**asm2015**



Jon Badalamenti @JonBadalamenti · Jun 2
Any #**asm2015** tweeps want ice cream? There are a few left!



Mike Jetten @msmjetten · Jun 2
while #**asm2015** is still on, already preparing for next weeks #FEMS2015 #anaerobic #microbiology session wednesday 930-1200h #Maastricht



Sima Tokajian @STokajian · Jun 2
Microbiome Game #**ASM2015**

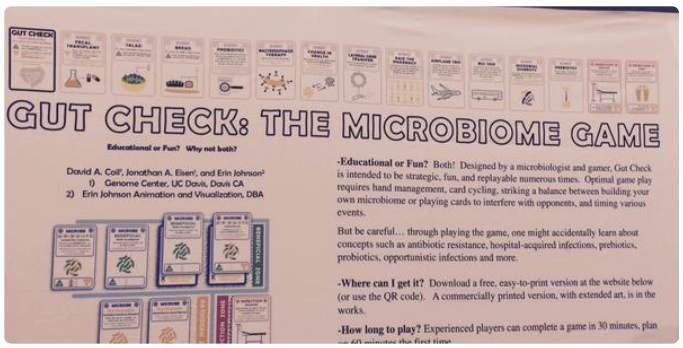

View photo



Diana Hernandez Ph.D @deray28 · Jun 2
Cashier at store: "Microbiology, that's like small biology you know?" Me: yeah. I know! Jajajaja #**asm2015**



Amy M. Hurwitz @AmyMHz · Jun 2
@JoeTCJ I'd love to know as well! Please do share if you find out. ;-) #**ASM2015**

View conversation



Sima Tokajian @STokajian · Jun 2
Microbiome Game...amazing, interesting, fun, extremely educational @davidacoil @phylogenomics #**asm2015**



Rahul Shivhare @iRahulShivhare · Jun 2
Mind blowing and life changing experience at #**ASM2015**.. THANK YOU ASM..



Laura Hug @LAHug_ · Jun 2
Triclosan resistance is a big feature in today's #**ASM2015** posters. #enoughwiththesoapalready



Laura Hug @LAHug_ · Jun 2
I'll never look at a Hershey's kiss the same way again... #**ASM2015**



View photo



Steven Hecht @Profmicro · Jun 2
I think the ASM mtg reminds me to keep a bigger, more cross disc view. Have some Blast searches to do when I get back #**ASM2015**



Sam Diaz-Munoz @evolcoop · Jun 2
Back in #NYC after an inspiring #**ASM2015**. Looking forward 2 getting 2 work on all great feedback + ideas.



View photo



Mike Jetten @msmjetten · Jun 2
#**asm2015** in 20 min start of session 227 #anaerobic oxidation of #methane with Olivia Rasigraf #radbouduniversity #microbiology. Good luck!

1

Minds of Malady @mindsofmalady · Jun 2
Does Agion silver technology work as an antimicrobial? bit.ly/1dJN5xl via @ASMicrobiology #**ASM2015**



Julie Huber @JulesDeep · Jun 2
Hydrocarbon degradation, dark biochemistry, chemotaxis, extreme life... not sure where to go this final session of #**ASM2015**

2

CellPressNews @CellPressNews · Jun 2
Last chance to get your copy of Best of Cell Host & Microbe from Cell Press booth 410! @cellhostmicrobe #**ASM2015** ow.ly/NCIwa

1 2

Amer. Soc. Micro. @ASMicrobiology · Jun 2
#**asm2015** bookstore closes at 3! Don't miss your chance to get MCM11 on sale in this stylish anniversary tote!!



View photo



Elisabeth Bik @MicrobiomDigest · Jun 2
#Skin #Microbiome Is our first line of defense sleeping on the job? @ScienceDaily @ASMicrobiology #**asm2015**
sciencedaily.com/releases/2015/…

1

Luminex @Luminex · Jun 2
Last afternoon at #**ASM2015**! Come see us if you haven't! Booth 719. More about our solutions: hubs.ly/y0S81z0





3 4 View photo

World Fusion @WorldFusionUS · Jun 2
Come chat with us @WorldFusionUS booth 964 #**ASM2015** 4 a #KinSwagBag 1.5 hr left! #metagenomics #metatranscriptomics



View photo

Lisa Deveney @LisaBostonUSA · Jun 2
Cheers to the ASM Team! Thanks for a great #**asm2015** and we look forward to welcoming everyone in… instagram.com/p/3b9r1mLUhv/

1 2

Hologic @Hologic · Jun 2
Visit Hologic in booth 737 @ASM & find out about our lab automation & STI assay performance #**ASM2015** ow.ly/N5JIT

Elisabeth Bik @MicrobiomDigest · Jun 2
All folks at #**ASM2015** - Follow my free blog microbiomedigest.com with daily digests of #microbiome #microbiology and #metagenomics papers

2 6

Joe James @JoeTCJ · Jun 2
Ok #**asm2015** where are the light-up martini glasses? Feel free to DM me.

2

Amer. Soc. Micro. @ASMicrobiology · Jun 2
Missing your phone or tablet? Stop by the #**asm2015** Lost & Found at the Registration Assistance Counter in Lobby E. ^lp

Robert Speziale @bspeziale · Jun 2
#**ASM2015**- TF presents on NGS for clinical apps from Med College of WI. But, "sequencing still takes too long for clinical effectiveness"

Elisabeth Bik @MicrobiomDigest · Jun 2
Metabolic activity and health of the skin microbiome - "90% of bacteria on skin either dead or inactive" #**asm2015**
medicalxpress.com/news/2015-06-m…

4 5

UVP LLC @UVPBioImaging · Jun 2
#ASM2015 Get a "head" in your research with a qTower real-time pcr thermal cycler



1 View photo

Diana Hernandez Ph.D @deray28 · Jun 2
Raise your hand if your feet hurt #ASM2015

Novartis Science @NovartisScience · Jun 2
5 metabolomics platforms that will make you proud to be a microbiologist #ASM2015 #ASMBuzzFeed

2 2

Stanley Maloy @Typhi · Jun 2
To counter antibiotic resistance need precision therapeutics that affect specific pathogens but not microbiome. #asm2015 session 226

2 1

Cellular Research @Cell_Research · Jun 2
Introducing a new single-cell T-cell Receptor RNAseq panel for immunology & immuno-oncology research #asm2015 #ASCO15 ow.ly/NMwpq

Kevin Scott Wilson @kevinswilson66 · Jun 2
Wrapping up #ASM2015 "ppGpp in bacterial stress responses" today, 2pm, room 271



View photo

UVP LLC @UVPBioImaging · Jun 2
#ASM2015 Analytik Jena DNA/RNA extraction kits FREE samples available





2 View photo

CellPressNews @CellPressNews · Jun 2
How do outer #membrane vesicles and associated #enzymes promote #inflammatory #immune stimulation? #**ASM2015**

1 3

UVP LLC @UVPBioImaging · Jun 2
Researchers at #**ASM2015** like the value proposition of ColonyDoc-it. Imaging station for colony plates



View photo

Hologic @Hologic · Jun 2
See you at booth 737 #**ASM2015**

1

Novartis Science @NovartisScience · Jun 2
We're fighting infection with bows and arrows instead of smart bombs. Here's why: bit.ly/1QmOXZa #FightSuperbugs #**ASM2015**

2

Rob Edwards @linsalrob · Jun 2
@Daniel_A_Cuevas presenting metabolic modeling #**ASM2015**

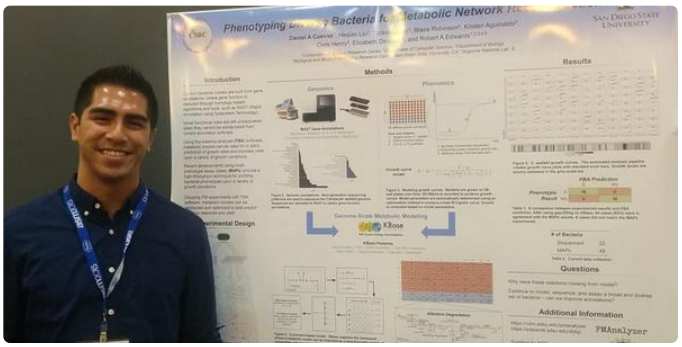

1 2 View photo

Paul Wigley @DrWigley · Jun 2
Chicken for lunch? @BBSRC @IGHLiverpool #**ASM2015**

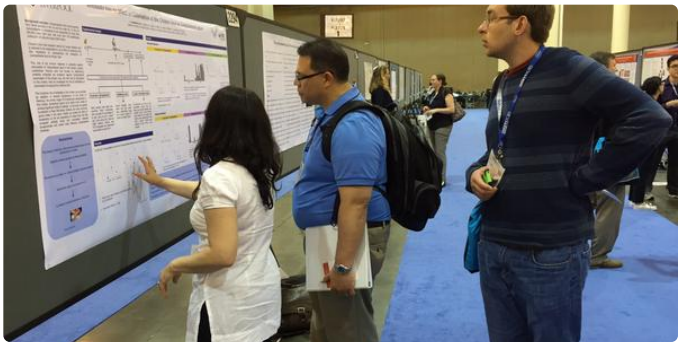

3 1 View photo



Arash Komeili @micromagnets · Jun 2
I'm getting feedback from the students that my Twitter feed is a bit dull. #**asm2015**



8 13 View photo



Paul Wigley @DrWigley · Jun 2
Lizeth Lacharme-Lora presenting @BBSRC funded work on Campylobacter immunobiology in choken #**asm2015** @IGHLiverpool



5 3 View photo



UVP LLC @UVPBioImaging · Jun 2
#**asm2015** See the UVP. IBOX explorer2 Small Animal Invivo Imaging System. Booth 247



1 View photo



Amer. Soc. Micro. @ASMicrobiology · Jun 2
Fact or fiction? Explore the truth behind several NASA-associated microbial research projects - Mtg Room 255 #**asm2015** #LearningLab ^lp

1



Mark O. Martin @markowenmartin · Jun 2
The oh so chic and elegant (and French) @SandrineMobio got my second to last #MicrobialSupremacy button. #**ASM2015**





3 View photo



Hilary Lappin-Scott @lappinscott · Jun 2
At @ASMicrobiology American Academy of Microbiology Fellows lunch. Hearing of the new Fellows, over 20% are international members #**ASM2015**

2 4



Amy M. Hurwitz @AmyMHz · Jun 2
#Palzkillians from @bcmhouston enjoying our ice cream & networking in the Exhibit Hall; thanks #**ASM2015**!



2 View photo



Jason Anthony Tetro @JATetro · Jun 2
@evolutionistX it is TOTALLY worth it. I loved it when I was there a few years back. Enjoy! #**ASM2015**

View conversation



Srijak Bhatnagar @srijakbhatnagar · Jun 2
Proud to sport @MBLScience microbial diversity shirt !! #**ASM2015**



Ben Roller @ben_roller
I found @srijakbhatnagar sporting mic diversity shirt & preaching vermicompost to control agrobacterium #asm2015

2 2



Erika Shugart @ErikaShugart · Jun 2
Two of my terrific colleagues are leading a social media workshop. Right now! #**asm2015**



5 4 View photo

CellPressNews @CellPressNews · Jun 2
Don't miss your chance to get your copy of the @cellhostmicrobe specical issue at booth 410! #**ASM2015** ow.ly/NCHpO

2



Jonathan Jacobs @bioinformer · Jun 2
Postdoctoral Research Associate in #Bioinformatics & Microbial #Genomics

@MRIGlobal_News goo.gl/5wQlyh #**ASM2015** Details booth 128

1

Joint Genome Inst. @doe_jgi · Jun 2

Poster 2573, Div. N, Exh. Hall E: Dale Pelletier et al @ORNL on poplar-Rhizobium interactions bit.ly/1AGUsQu #**ASM2015** #biofuels

1

Thermo Scientific @thermosci · Jun 2

Screen and detect #MRSA efficiently and effectively w/Spectra MRSA & VersaTREK System - learn how: #**asm2015** Booth 237 ow.ly/NLgeQ

1

Amer. Soc. Micro. @ASMicrobiology · Jun 2

Last poster session of #**asm2015**! View presentations on #antibiotic resistance, microbial ecology, #biofilms, & more!



2 3

View photo

UVP LLC @UVPBioImaging · Jun 2

#**asm2015** UVP and Analytik Jena come by for Free Sample Kits Booth 247



View photo

CellPressNews @CellPressNews · Jun 2

We found our last iPad mini winner, but you can still show your #microbiology pride w/ a pride from booth 410! #**ASM2015**

Cell Host & Microbe



2

View photo

Amer. Soc. Micro. @ASMicrobiology · Jun 2

Exhibit hall closes at 3! ⏳ Pick up a free #DiseasedScience poster at #ASMJournals Booth 200 #**ASM2015**





View photo

iCubate @icubating · Jun 2
Great final day #**ASM2015**! Thanks for everyone stopping by our booth (#115) and learning more about iCubate!



1 1

View photo

Mari Miyamoto @marimiya_tky · Jun 2
Product manager, Arne, is showing demo of the new microbiome module. #**ASM2015**



View photo

Melissa Going Viral @researchingsf · Jun 2
For all the viral folks at #**ASM2015**, come by and chat HIV @PacBio sequencing and evolution with me at Poster #2715 ow.ly/NMmF6

2 2

Amer. Soc. Micro. @ASMicrobiology · Jun 2
Sign up to access full length presentations, slides, and mp3s from #**asm2015** via the web: asmeventsonline.com ^lp

2 1

Pacific Biosciences @PacBio · Jun 2
Check out #**ASM2015** Pstr 2715 Full-Length HIV-1 env Deep Sequencing in a Donor w Broadly Neutralizing V1/V2 Antibodies ow.ly/NMmF6

2 1

MO BIO Laboratories @mobio · Jun 2
Hope you all had a good #**asm2015**





1 3 View photo

Pacific Biosciences @PacBio · Jun 2
Visit Richard at #**ASM2015** Poster 2544 Profiling Metagenomic Communities Using Circular Consensus & SMRT Sequencing ow.ly/NMmnI

9 4

T&F Bioscience @tandfbiosci · Jun 2
Still time to sign-up for a chance for the $1000 gift card for Amazon from the T&F booth 105! #**asm2015** #asm

Joe James @JoeTCJ · Jun 2
It was like piranhas swarming on red meat (I was all up in there) #**ASM2015**



Laura Hug @LAHug_
Ice cream social! #ASM2015

1

CellPressNews @CellPressNews · Jun 2
Conditionally rare taxa as dynamic components in #microbial diversity and #ecoevolutionary interactions #**ASM2015** ow.ly/NCGTS

1

Hologic @Hologic · Jun 2
Learn about the latest virology assays in development. Stop by Booth 737 #**ASM2015** aptimavirology.com

Luminex @Luminex · Jun 2
MAGPIX is a flexible, versatile, + compact multiplexing solution. See the video + learn more today at #**ASM2015**: hubs.ly/y0S33h0

2 2

CLC bio @CLCbio · Jun 2
Getting ready to present at Product Theater booth #272 #**asm2015** #clcmicrobiomeanalysis



2 1 View photo

Jennifer DeBruyn @JennDeBruyn · Jun 2
What happens to your gut microbiome after you die? Check out poster 2712 at 12:30 today. #**ASM2015** #LifeAfterDeath

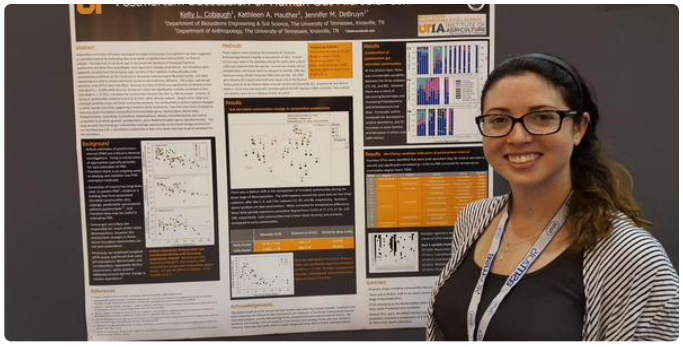

2 1 View photo

PLOS Blogs @PLOSBlogs · Jun 2
Come by booth 122 and say “Tell me about ALMs” and get a @PLOS t-shirt or USB flash drive. #**asm2015**

1

Amer. Soc. Micro. @ASMicrobiology · Jun 2
12:00pm already? It's time for a ice cream and networking in the #**asm2015** Exhibit Hall. (While supplies last.) ^lp

2

Amy M. Hurwitz @AmyMHz · Jun 2
@scopedbylarry sounds like quite the keynote! Thanks for sharing with #**ASM2015**; enjoy!

View conversation

Laura Hug @LAHug_ · Jun 2
Ice cream social! #**ASM2015**



View photo

Travis Kochan @tkochan24 · Jun 2
ASM 2015 in New Orleans! #**asm2015** #NOLA

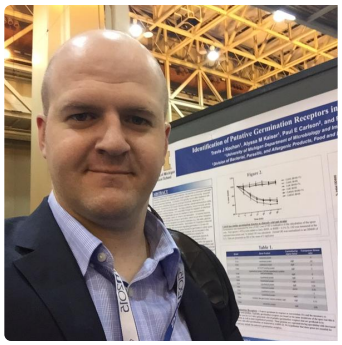




View photo

Quartzy @Quartzy · Jun 2
A Quartzy scientist at work! You still have a few minutes to check out Sareda's

research at #asm2015

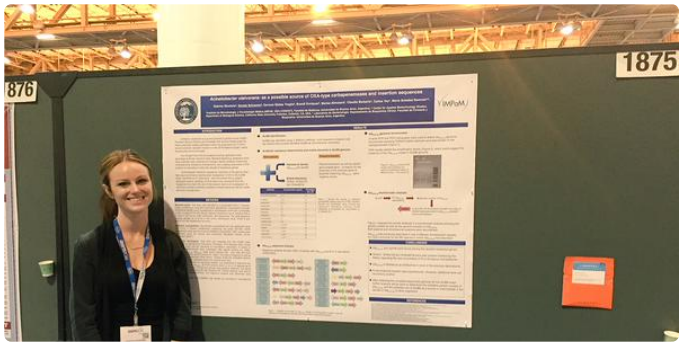

3 View photo

Illumina @illumina · Jun 2
Join Fred as he explains microbial flora analysis using Illumina next-gen seq, poster 2147 #asm2015

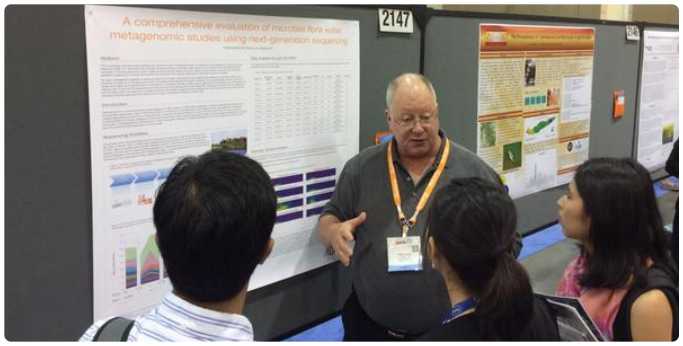

1 2 View photo

SGM Publishing @PublishingSGM · Jun 2
Microbial Genomics is @SocGenMicro 's latest OA journal. Here's everything you need to know about it #MGen #ASM2015

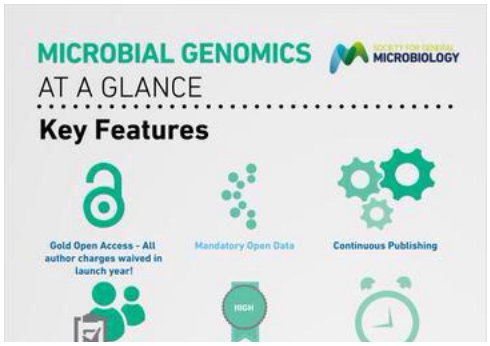

11 2 View photo

CLC bio @CLCbio · Jun 2
Come see Leif's talk on microbiome analysis and OTU-clustering now at #asm2015

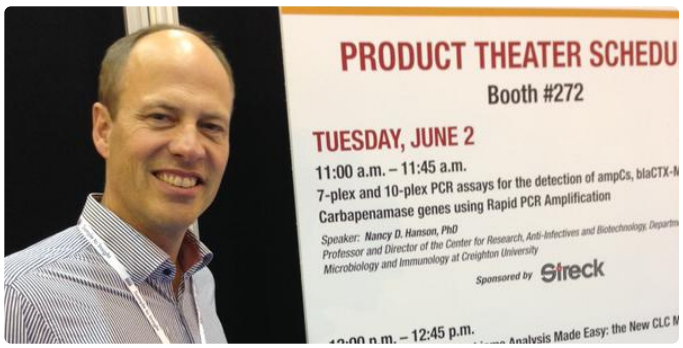

1 View photo

Chris @DrChrisKellogg · Jun 2
#ASM2015 RT @bmgphd: @ASMJournals Bad link, sorry! Try these:

go.shr.lc/1AlVqfq , go.shr.lc/1I9knAk , go.shr.lc/1KB7HlZ



Javier Izquierdo @jizquierdotweet · Jun 2
Boom! @markowenmartin had only *one* #MicrobialSupremacy button left and I got it! Indeed a very lucky #**asm2015**



3 3 View photo



Mari Miyamoto @marimiya_tky · Jun 2
CLC microbiome module will be presented by our developer, Leif, at product theater soon! Don't miss it! #**asm2015**



1 1 View photo

MRIGlobal @MRIGlobal_News · Jun 2
Today is our last chance to see you @ASMicrobiology. Stop and see us in booth 128. #**ASM2015**

1



Jon Badalamenti @JonBadalamenti · Jun 2
Seriously microtweeps, if you haven't stopped by Steve Zinder's poster 2228, you're doing it wrong. Awesome story abt Dehalobacter #**asm2015**



Pacific Biosciences @PacBio · Jun 2
@SciReports In Assembler Evaluation, Scientists Recommend Non-hybrid Approach to Bacterial Genomes ow.ly/NMh0z #**ASM2015**

1 1



Amer. Soc. Micro. @ASMicrobiology · Jun 2
Today's your LAST chance to buy MCM11 at the best price all year at #**asm2015**! Bookstore in exhibit hall until 3pm!



2 View photo

Era7bioinfo @Era7bioinfo · Jun 2
Last day at the ASM meeting, come to our booth 777 to discuss about your #ngs projects #**ASM2015**

Dr. XX @evolutionistX · Jun 2
Interested in a field trip to the Bayou Sauvage National Wildlife Refuge after the meeting today? Reply to this tweet. #**ASM2015**

DeNovix Inc. @DeNovix · Jun 2
Stop by booth 758 for a quick demo of the brand new DS-11 FX+ Spectrophotometer Fluorometer combo #**asm2015** #biotech



View photo

CDC AMD @CDC_AMD · Jun 2
CDC used AMD methods to develop a #bioinformatics pipeline to analyze and characterize bacteria that cause pneumonia. Poster 2256 #**asm2015**

Pacific Biosciences @PacBio · Jun 2
Stop by #**ASM2015** booth #764 to leave your mark on our booth, learn about SMRT Sequencing & enter our Grant program ow.ly/i/b6FUW

View photo

CellPressNews @CellPressNews · Jun 2
Did you get your #microbiology pin? Stop by booth 410 for a chance to win an iPad mini! #**ASM2015**

Dr. XX @evolutionistX · Jun 2
#**ASM2015** If interested in a trip to the Bayou Sauvage national wildlife refuge after the meeting today, text me 804-7909780 w/ name.

ASM Newsroom @ASMnewsroom · Jun 2
Learn more about #toothbrush contamination in communal #bathrooms bit.ly/1BHwjV5 #**ASM2015**

Melissa Going Viral @researchingsf · Jun 2
Finally, beignets! #cafedumonde #**ASM2015**



1 View photo

MicrobeWorld @MicrobeWorld · Jun 2
ASM Live 2015 - Prevalence of Streptococcus mutans serotype k in American School Children #**asm2015**: Presenters... bit.ly/1JhZO7Q

4 3

MicrobeWorld @MicrobeWorld · Jun 2
ASM Live 2015 - A Critical Role of the Plant Microbiome for Immunocompetency #**asm2015**: Panelists discuss how m... bit.ly/1BHCE2F

1 1

MicrobeWorld @MicrobeWorld · Jun 2
ASM Live 2015 - Human Papillomavirus Vaccination: What Are College Students Thinking? #**asm2015**: Panelists disc... bit.ly/1BHCFUh

1

Noelle Bryan @nbryan5 · Jun 2
World expert @A_Achberger describes her work from Subglacial Lake Whillians. Christner lab at #**asm2015**



2 1 View photo

Hologic @Hologic · Jun 2
Delivering exceptional clinical performance combined with proven workflow automation, visit us in booth 737 #**ASM2015** ow.ly/N15Dh

Ben Roller @ben_roller · Jun 2
I found @srijakbhatnagar sporting mic diversity shirt & preaching vermicompost to control agrobacterium #**asm2015**

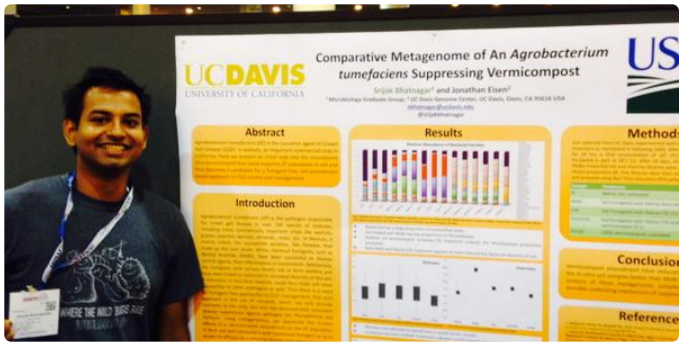

1 View photo



Jon Badalamenti @JonBadalamenti · Jun 2
Amazed by # of booths #**asm2015** advertising push-button products for #bioinformatics. Less costly than time learning comp skills? Thoughts?

1



Laura Landro @LauraLandroWSJ · Jun 2
Eeww factor at #**ASM2015**: Toothbrushes contaminated with fecal bacteria in communal bathrooms in Quinnipiac U study bit.ly/asmlive7.

3 1



C.R. (Chuck) Crumly @ChuckCrumly · Jun 2
Last day for exhibits at #**asm2015** here until 3pm



View photo



MicrobeWorld @MicrobeWorld · Jun 2
Watch now! Good Homebrew Craft Beer Getting Spoiled by Bacteria #**asm2015** #asmlive #beer youtu.be/pb8YA0Ljmw0?a

3 3



Larry Lynam @scopedbylarry · Jun 2
"You've got to lead with generosity" - Keith Ferrazi #LTEN2015 #**ASM2015** it's quite the keynote of life hacks this AM.

3 2



CDC AMD @CDC_AMD · Jun 2
Attending #**asm2015**? Learn how CDC is applying AMD methods to legionellosis outbreak investigations. Poster 2282. 1.usa.gov/1LlJnol



Amer. Soc. Micro. @ASMicrobiology · Jun 2
Learn about #asmMicrobe2016 from David Hooper, Chair of the ASM Meetings Board now! ASM booth 501. #**ASM2015** ^cg



Larry Lynam @scopedbylarry · Jun 2
But be sure and ask as you are going along, "where can I be of help?". Practicing empathy #LTEN2015 #**ASM2015**

> **Leanne Batchelder** @lmbatch
> In everything you want to succeed, ask yourself, WHO can help? Create a relationship action plan #LTEN2015

1



St. Joseph's College @SJCNY · Jun 2
@mjhanophy We hope the conference goes well for you, Dr. Hanophy. Please keep us updated via social media. #**asm2015**

1

View conversation



Joint Genome Inst. @doe_jgi · Jun 2
Still haven't stopped by Booth 140 at #**ASM2015**? Today's your last chance - we're with @DOEKBase until 3:00pm!

2 1



QIAGEN @QIAGENscience · Jun 2
"Microbes have been around longer than anything else on earth, longer even

than dinosaurs" True or false? Take our quiz! #**asm2015** booth 725

Hologic @Hologic · Jun 2
Visit us in booth 737 at #**ASM2015** and see how Hologic blends engineering with science!

Illumina @illumina · Jun 2
Poster session now, 2258: Clotilde Teiling (@chloe46037) is talking about @BaseSpace and metagenome apps! #**ASM2015**



2

View photo

CellPressNews @CellPressNews · Jun 2
Meet the editors session starts now! Come to booth 410 and share your latest work with us. #**ASM2015**

Oxford Journals @OxfordJournals · Jun 2
Articles on #mycology, #infectiousdiseases, and #microbiology have been collated in a Joint Issue for #**ASM2015** oxford.ly/1AR4Gsh

Thermo Scientific @thermosci · Jun 2
Meet FDA & CLSI breakpoint requirements for #AST of #CRE & other #superbugs. See Sensititre at #**asm2015** Booth 237 ow.ly/NLjQC

elizabeth kelly @libby_kelly · Jun 2
"@Profmicro: I am intrigued- colonial algal growth protects against viruses #**ASM2015**" biofilms and quorum sensing?

1

View conversation

ATCC @atcccultures · Jun 2
Dr. Mittar's poster session #2410 at 12:30 on MDR strains as controls for therapeutics, novel antibiotics, and sterility protocols-#**asm2015**

Amer. Soc. Micro. @ASMicrobiology · Jun 2
Exhibit Hall passport winners will be announced in the ASM booth at 2:30PM CDT #**ASM2015** ^cg

1

Noelle Bryan @nbryan5 · Jun 2
Stop by poster 2068 to learn about R. Joyce and the Christner lab's study of microbes in precip. #**asm2015**

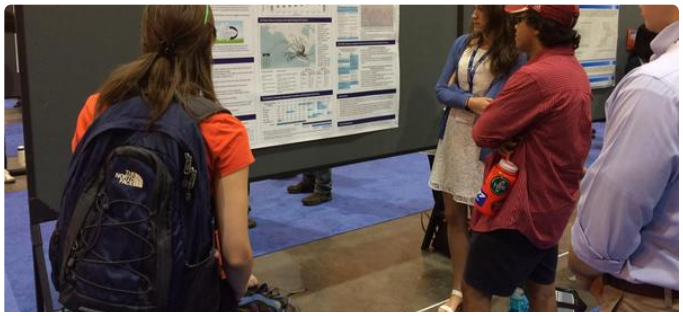



3 2 View photo



Andrew Creese @AndyCreese · Jun 2
Glad I pushed through the hangover and went to the morning session #**ASM2015** 2015



handyem Inc. @handyem_HPC · Jun 2
At #**ASM2015**? you still have the chance to go and see the smallest flow cytometer. A big smile is waiting for you!



1 1 View photo



Jason Anthony Tetro @JATetro · Jun 2
@Nicole_Narayan A good way to prevent #Cdiff is to prevent stationary phase - that's when toxin produced. #**ASM2015**

View conversation



Jon Badalamenti @JonBadalamenti · Jun 2
.@geomicrobe @BeggiLeaks look what the #**asm2015** journals booth has hard copies of! #istoleoneforyou



1 3 View photo

CellPressNews @CellPressNews · Jun 2
Meet the editor session starts in 15 minutes! Come speak with Cell Press editors about your publishing questions #**ASM2015**

1 1

Cell Symposia @CellSymposia · Jun 2
Meet the editor session starts in 15 minutes! Come speak with Cell Press editors about your publishing questions #**ASM2015**

SGM Publishing @PublishingSGM · Jun 2
Last day here for @SocGenMicro at #**asm2015** - if you haven't visited us at booth 760 yet this is your last chance!

1

New England Biolabs @NEBiolabs · Jun 2
Is your #DNA LadderMagnet outdated? Stop by #**asm2015** booth 810 for a new one, and try our purple ladders! #noUVshadow



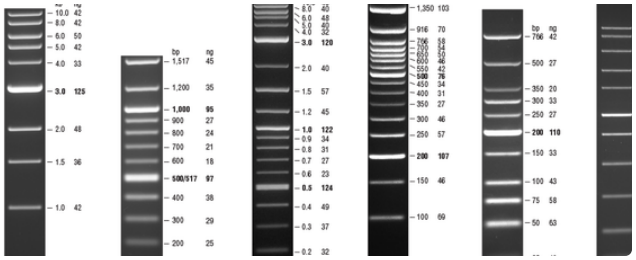

View photo

Brooke AndersonWhite @VirulentB · Jun 2
As #ASCO15 & #**ASM2015** end: Programming bacteria to detect and treat cancer. Stay tuned difficult #pancreaticcancer ted.com/talks/tal_dani…

1 1

Ion Torrent @iontorrent · Jun 2
#**ASM2015** Poster #2486 Research of Bacterial Transcriptome Profiling Using the Ion Torrent Proton TODAY 12:30-1:45

Nor-Lake, Inc. @NorLakeInc · Jun 2
If you haven't stopped by Booth # 210 to see Ben and Roland, be sure to do so today! #**ASM2015**



View photo

CDC AMD @CDC_AMD · Jun 2
See how CDC is using AMD methods to target unexplained respiratory disease outbreaks #**asm2015**, Poster 2281. 1.usa.gov/1Akd8ph

2

Chris @DrChrisKellogg · Jun 2
#**ASM2015** MT @bmgphd Change is happening @ASMjournals:free color, OA APCs, submission of preprints now OK go.shr.lc/1xL4JTg

mobile apple @AppleApple2015 · Jun 2

RT @illumina: Come see Fang Chen at poster 2266, on assembling genomes with Nextera Mate Pair tech #asm2015



View photo

Joint Genome Inst. @doe_jgi · Jun 2

Poster 2148, Div. N Exh. Hall E: Ulrich @juniatacollege et al re #Fracking impacts on stream #ecosystems bit.ly/1AGTnrl #ASM2015

Amer. Soc. Micro. @ASMicrobiology · Jun 2

Browse the Exhibit Hall to find out about new products/services and complete your #asm2015 Exhibit Hall Passport! ^lp



View photo

Illumina @illumina · Jun 2

Come see Fang Chen at poster 2266, on assembling genomes with Nextera Mate Pair tech #asm2015



3 3

View photo

Chris @DrChrisKellogg · Jun 2

Hewson: Sea star wasting disease is not directly related to warming/climate change - spread quickly in cool waters #ASM2015

2

Steven Hecht @Profmicro · Jun 2

Like w Lyme, checked museum samples. Found in one from 1942. Old virus. #ASM2015

Rob Edwards @linsalrob · Jun 2

Where to find the virus that causes sea star wasting disease? In their armpits! IAN Hewson #ASM2015

2



Chris @DrChrisKellogg · Jun 2
Hewson: Conducting historical survey using museum specimens, detected in samples from 1942; so not 'new' exotic virus #**ASM2015**

2



Ben Roller @ben_roller · Jun 2
Mike Rust: KaiBC proteins are found broadly outside of Cyano's, speculates it may provide memory of metabolic activity #**ASM2015**



Chris @DrChrisKellogg · Jun 2
Hewson: Doing world survey of sea stars for SSaDV - detected similar virus in samples from Micronesia #**ASM2015**

1



Steven Hecht @Profmicro · Jun 2
Asked if emergence linked to event like the Japanese tsunami #**ASM2015**

1 1

CellPressNews @CellPressNews · Jun 2
Missed yesterday's meet the editor session? Swing by booth 410 for today's session, starting at 11 a.m. #**ASM2015**

Cell Symposia @CellSymposia · Jun 2
Missed yesterday's meet the editor session? Swing by booth 410 for today's session, starting at 11 a.m. #**ASM2015**



Jennifer Gardy @jennifergardy · Jun 2
It's @amcrisan at #**ASM2015**! Poster 2141 for poo! In the water!



1 9 View photo



Chris @DrChrisKellogg · Jun 2
Hewson: Transmission experiments increased evidence that SSaDV was responsible for sea star wasting disease #**ASM2015**

2 1



Daniel @Read1000Lives · Jun 2
Gradual fulfillment of Koch's postulates by Hewson for SSaDV parvo virus to try and establish role in echinoderm disease #**ASM2015**



Amanda Lyn Gunn @AmandaLynGunn · Jun 2
Glucose feeding rapidly entrains the circadian rhythm in cyanobacteria, can prevent clock resetting.-Michael Rust #**ASM2015**

1

Hologic @Hologic · Jun 2
Come & speak to our scientific and R&D team about our molecular diagnostic solutions in booth 737 @ASM #**asm2015**

1

CosmosID @CosmosID · Jun 2
Stop by and see us at poster 2271! #metagenomics #**ASM2015**





2 2 View photo

Chris @DrChrisKellogg · Jun 2
Hewson: Why do healthy sea stars also have SSaDV? 'Healthy' from aquaria were infected but not showing symptoms yet when collected #ASM2015

Steven Hecht @Profmicro · Jun 2
Viral metagenomics from sea stars yielded a variety but focused on parvo found in most diseased sample #ASM2015

1

Amanda Lyn Gunn @AmandaLynGunn · Jun 2
ATPase-like enzyme stores time of day information through slow autophosphorylation in cyanobacteria. -Michael Rust #ASM2015

2 2

Chris @DrChrisKellogg · Jun 2
Hewson: Parvoviruses targeted since they were only animal virus seen in diseased sea stars (also present in a few healthy) #ASM2015

6 5

Daniel @Read1000Lives · Jun 2
Etiology and epidemiology of disease in sea stars just as complex and hard - or more - to pin as with some human illness it seems #ASM2015

1

ASM Newsroom @ASMnewsroom · Jun 2
Research being presented at #ASM2015



Touro College @WeAreTouro
New study by Touro researcher finds that cinnamon may protect against cold, flu bit.ly/1K6Q8fw

2

Chris @DrChrisKellogg · Jun 2
Hewson: Making 'sea star smoothies' to create homogenate to culture bacteria associated with sea stars #ASM2015

1

Diana Hernandez Ph.D @deray28 · Jun 2
I feel for this student #asm2015

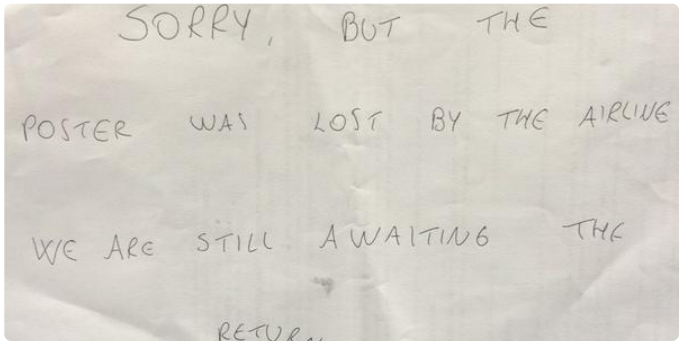

1 1 View photo



Steven Hecht @Profmicro · Jun 2
This is as complex as Colony Collapsing disease in bees #**ASM2015**

1



Surya Saha @SahaSurya · Jun 2
@JamesKrem Interesting work! Did you also present a poster? #**ASM2015**
View conversation



Jennifer DeBruyn @JennDeBruyn · Jun 2
Hewson: Sea star wasting disease correlated to the rise of gay marriage. Probably not related. #CorrelationIsNotCausation #**ASM2015**

7 9



Nicole Narayan @Nicole_Narayan · Jun 2
Xavier: biodiversity + specific microbes key to resistance to C. Diff infection #**asm2015**

2 1



Mya Breitbart @virome_girl · Jun 2
Hewson coins the term "Asteroidoholobiomics", I'm hoping this one doesn't catch on :) #badomicsword #**ASM2015**

3 7



Chris @DrChrisKellogg · Jun 2
Hewson: "Asteroidoholobiomics" - paging @phylogenomics #**ASM2015**

2 2



Steven Hecht @Profmicro · Jun 2
Described sea stars as septic #**ASM2015**



clotilde Teiling @chloe46037 · Jun 2
Come and see @rtecotzky , our poster! #2258, #**asm2015**



View photo



Larry Lynam @scopedbylarry · Jun 2
This may be my favorite kickoff ever. Certainly most unexpected. #**ASM2015**



Dawn Brehm @dawn_dbrehm
LTEN meeting kicks off in style!#LTEN2015



Daniel @Read1000Lives · Jun 2
Unfortunately, no echinoderm cell lines currently available to study sea star biology #**ASM2015**



Anna Blazier @annablazier · Jun 2
Modeling takes center stage in Xavier's talk on the microbiota response to antibiotic treatment #**asm2015** #ODEs #LotkaVolterra



Chris @DrChrisKellogg · Jun 2
Hewson: No previous studies of natural bacterial communities using molecular

techniques & no echinoderm cell lines for bioassay #ASM2015

1



Ben Roller @ben_roller · Jun 2
Mike Rust #asm2015 showing Synechococcus sets circadian rhythms with 3 proteins (KaiABC) KaiC "stores" time info by autophosphorylation

2 1



Steven Hecht @Profmicro · Jun 2
Clue to etiology- UV protection for sea stars in aquariums #ASM2015

1



Daniel @Read1000Lives · Jun 2
Same-sex marriage likely not the cause of Sea Star Wasting Disease #ASM2015. Sorry, Pat Robertson. #ASM2015



Nicole Narayan @Nicole_Narayan · Jun 2
Xavier: stability analysis reveals steady states, could manipulate these for advantage #ASM2015



ARIC Journal @ARICJournal · Jun 2
Last up is Joyce Sutcliffe on targeting ribosomes with tetracycline antibiotics. #ASM2015



Larry Lynam @scopedbylarry · Jun 2
After 30+ yrs in science & industry my advice to all is build your network before you need it. Trust me you will need it. #LTEN2015 #ASM2015

7 10



Nicole Narayan @Nicole_Narayan · Jun 2
Xavier: model inferred from mouse data predicts 30 days ahead #ASM2015



Chris @DrChrisKellogg · Jun 2
Ed note: @virome_girl worked with Ian Hewson on the sea star wasting disease #virusesforeverybody #ASM2015

1 3



Chris Conner @words2wow · Jun 2
Scientists: Where do you look for product info? Podcast guests wanted. #ASM2015 #ASMS2015 Reply if interested. #lifesciences



Steven Hecht @Profmicro · Jun 2
Sea star pop exploded up to 2013- crash in 2014 #ASM2015



Amanda Lyn Gunn @AmandaLynGunn · Jun 2
Cyanobacteria are the simplest organisms with a circadian clock.-Michael Rust #ASM2015

1 1



Daan Speth @daanspeth · Jun 2
Mike Rust on proteins involved in cyanobacterial circadian clock #asm2015

1



bioMérieux Inc. @biomerieux_inc · Jun 2
You can help reduce #antibiotic resistance. Take the #MyRoleMatters pledge at #ASM2015 booths 537, 745, 645 @BioFireDX

2 2



Chris @DrChrisKellogg · Jun 2
Hewson: Sea star wasting disease extends from Alaska down to Mexican border; 20 species of stars affected; causes limb loss #ASM2015

7 1



Nicole Narayan @Nicole_Narayan · Jun 2
Xavier: mouse C diff study showed reproducible microbiota dynamics #**ASM2015**



sarah gw @dirtygeew · Jun 2
Ian hewson talking about #sswd at #**ASM2015**!!



Nicole Narayan @Nicole_Narayan · Jun 2
Xavier: diverse microbiota can be decimated by single early dose of antibiotic, open the door do C Diff in mice #**ASM2015**

3



Steven Hecht @Profmicro · Jun 2
Ian Hewson Cornell looking at viruses in echinoderms Many issues these days including overhunting #**ASM2015**



Larry Lynam @scopedbylarry · Jun 2
I'm not in #**asm2015** anymore & the #LTEN2015 opened with Elton impersonator. Didn't see that one coming. Kinda fun.



View photo



Antimicrobial Soap @STAG_Soap · Jun 2
#WGS #evolution @ASMicrobiology #**ASM2015** the future of perceiving bacterial evolution and resistance med.umich.edu/MICROBIO/bio/s…

1



Chris @DrChrisKellogg · Jun 2
Ian Hewson: The ugly divorce: old virus causes massive mortality in marine echinoderms (e.g. sea star wasting disease) #**ASM2015**

2 2



Daan Speth @daanspeth · Jun 2
MG elevated c-di-gmp impairs host invasion independent from eps phenotype #**asm2015**



Amanda Lyn Gunn @AmandaLynGunn · Jun 2
Up next: How cyanobacteria use three proteins to predict the future. Learned about the past yesterday, so it seems appropriate. #**ASM2015**

2



Steven Hecht @Profmicro · Jun 2
So perhaps virus grazing is more why we don't have more blooms #**ASM2015**

1 2



Nicole Narayan @Nicole_Narayan · Jun 2
Xavier: can use mathematical model to explain antibiotic shifts in microbiota #**ASM2015**



Chris @DrChrisKellogg · Jun 2
Brussaard: Cylindrospermopsis viruses show exponential growth + max burst size at highest temp, but higher light reduces burst size #**ASM2015**

1 2

Luminex @Luminex · Jun 2
See the workflow for our xTAG #Gastrointestinal Pathogen Panel—same day, comprehensive screening: hubs.ly/y0S2Yg0 #**ASM2015**

1 1

Jon Badalamenti @JonBadalamenti · Jun 2
Gomelsky: Listerial EPS strongly protects cells from disinfectants #**asm2015**

Nicole Narayan @Nicole_Narayan · Jun 2
Xavier: interactions produce stable states- domination by antibiotic sensitive or tolerant bacteria #**ASM2015**

Daan Speth @daanspeth · Jun 2
MG eps conserved in firmicutes. Protects against desinfectants. 80% vs 0% survival on sodium hypochlorite #**asm2015**

Chris @DrChrisKellogg · Jun 2
Brussaard: temperature effect on virus production in freshwater filamentous cyano Cylindrospermopsis (invasive to Netherlands) #**ASM2015**

1 1

Jon Badalamenti @JonBadalamenti · Jun 2
Gomelsky's model for c-di-GMP-dependent EPS synthesis in Listeria #BOOM #**asm2015**

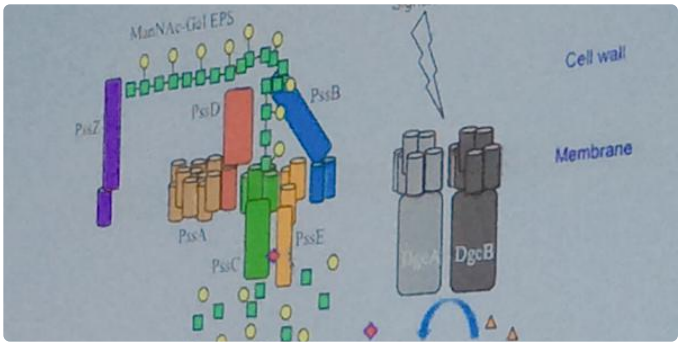

1 3 View photo

ARIC Journal @ARICJournal · Jun 2
Can we use genomics to better understand #VRE epidemiology? - Evan Snitkin #**ASM2015**

2

QIAGEN @QIAGENscience · Jun 2
Already took our microbiology and New Orleans trivia? No? Then stop by at booth 725 #**asm2015** and tackle our quiz.

1

CellPressNews @CellPressNews · Jun 2
Did you know you can read Cell Press journals on your preferred e-reader? #**ASM2015** ow.ly/NCINg

1

Nicole Narayan @Nicole_Narayan · Jun 2
Xavier: those without loss of biodiversity were ones that didn't get antibiotics #**ASM2015**

2

Daan Speth @daanspeth · Jun 2
MG identifies c-di-gmp regulated eps biosynth cluster. Novel eps structure B1,4 linked ManNac backbone, decorated w t-gal #asm2015

Novartis Science @NovartisScience · Jun 2
There comes a time in every bacterium's life when he meets a worthy adversary. Bring it, #ASM2015 #antibiotics



1 3 View photo

Nicole Narayan @Nicole_Narayan · Jun 2
Xavier: microbiome diversity drops with bone marrow transplant, initially triggered by antibiotic use pre-transplant #ASM2015

3

Steven Hecht @Profmicro · Jun 2
Now cell morphology and viruses- receptor changes? #ASM2015

1

Nicole Narayan @Nicole_Narayan · Jun 2
Xavier: using large patient dataset to produce mathematical models of microbiota composition #ASM2015

4 1

Hologic @Hologic · Jun 2
Run multiple assays side-by-side on the Panther system. Free your lab from batching restrictions- booth 737 #ASM2015 ow.ly/N16w8

Erica Siebrasse @ericasieb · Jun 2
Today is the last day to come by the @ASBMB booth at #ASM2015. Looking forward to visiting with you (and giving you free chapstick)!

3

Alex Persat @alexpersat · Jun 2
bacteria have a sense of touch. no joke. come check out my talk at 2.45 in room 346 to learn about it #ASM2015

7 1

Jon Badalamenti @JonBadalamenti · Jun 2
Gomelsky: Listeria mutant w/o 3 c-di-GMP phosphodiesterases shows higher Congo Red staining & cell clumping in liquid culture #asm2015

Paul Orwin @PMOrwin · Jun 2
First piece of mentoring from me in asm student/postdoc lounge. Never run out of coffee #ASM2015

3

Ada Hagan @adahagan · Jun 2
Reduce, reuse or recycle? What's a pathogen to do? Check out p-2352 at 12:30 for the anthracis story! #asm2015

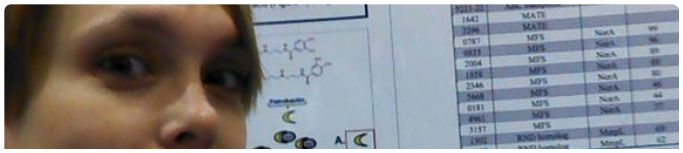

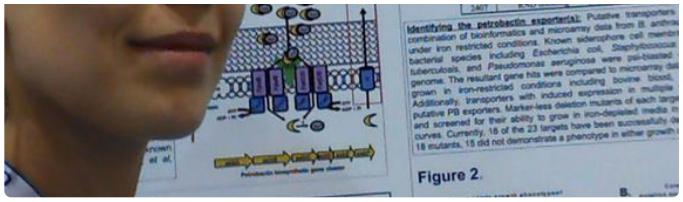

2 View photo

Nicole Narayan @Nicole_Narayan · Jun 2
Xavier: microbiota modeling to give real time info to clinicians #ASM2015

Daan Speth @daanspeth · Jun 2
MG Deletion of phosphodiesterases in listeria, increases c-di-gmp concentration, leads to eps production, motility minus phenotype #asm2015

1

Steven Hecht @Profmicro · Jun 2
Thinking about how to escape viral control- #ASM2015

1

Jon Badalamenti @JonBadalamenti · Jun 2
Gomelsky: ID'ed receptor for cyclic-di-GMP with non-catalytic GGDEF domain; upstream of glycosyltransferase #asm2015

1

Nicole Narayan @Nicole_Narayan · Jun 2
Xavier: low biodiversity microbiota increases risen for infectious disease on bone marrow transplant #ASM2015

Daniel @Read1000Lives · Jun 2
"Things become complicated just when you think you are understanding" - Brussaard #ASM2015. Ah science and reality, how you toy with us.

2 7

MD Buyline @MDBuyline · Jun 2
Are you at #ASM2015? See what you missed from day 1 and read our top trends! bit.ly/1M8fgBM

Chris @DrChrisKellogg · Jun 2
Brussaard: Phaeocystis viral infectivity lost under high and low light conditions when phosphate limited #ASM2015

1

Amanda Lyn Gunn @AmandaLynGunn · Jun 2
Make sure you drop by Poster #2462 during this afternoon's poster session! #ASM2015

3 1

Jessica Sieber @SyntrophySieber · Jun 2
Oh no. The swaying screens in ballroom C are back! Maybe they are so excited about Klebsiella that they can't hold still! #asm2015

2

Steven Hecht @Profmicro · Jun 2
I am intrigued- colonial algal growth protects against viruses #ASM2015

3 1

Austen Terwilliger @AustenLeeT · Jun 2
Come see poster 2353 from 12:30-1:45! #ASM2015 #microbiology #pathogenesis





2 2 View photo

Amer. Soc. Micro. @ASMicrobiology · Jun 2
Learn about ASM Microbe 2016 from David Hooper, Chair of the ASM Meetings Board - 11:00am, ASM booth 501. #**asm2015** ^lp

ARIC Journal @ARICJournal · Jun 2
Now up is Evan Snitkin on using whole genome sequencing in tracking outbreaks of hospital acquired infections #**ASM2015** #HAI #AMR

1 1

Dr. Q @DrQualls · Jun 2
I spoke to a student this weekend at #**ASM2015** who was pursuing a PhD in Micro and a PhD minor in Business. Anyone heard of a PhD minor?

Daniel @Read1000Lives · Jun 2
Interesting: high light promotes P. globosa colony formation which protects agains viral infection #**ASM2015** from Brussaard

1 1

Jon Badalamenti @JonBadalamenti · Jun 2
Of course it's @bacteriality @celevar1 MT @ASMnewsroom: Wrapping up #beer spoilage talk with a taste test. #**ASM2015**



8 6 View photo

Chris @DrChrisKellogg · Jun 2
Brussaard: "Turn on the lights, we want to measure something!" High light = colony formation whc protects against viral infection #**ASM2015**

3 1

Daan Speth @daanspeth · Jun 2
MG works w listeria, provides disease stats for context, hypothesizes signalling plays a role in persistence in environment #**asm2015**

1

Microbe_Mike @Microbe_Mike · Jun 2
#GoBlue #michiganmicrobiology #**ASM2015**





2 2 View photo



MD Buyline @MDBuyline · Jun 2
Our clinical analysts shared their expertise on Telepathology with @ADVANCEforAL. See what they had to say! bit.ly/1ELxN0Q **#ASM2015**



ASM Newsroom @ASMnewsroom · Jun 2
Wrapping up our #beer spoilage #bacteria talk with @Typhi with a taste test. #asmlive **#ASM2015**



6 16 View photo



Tanushree Naik @tanushree_naik · Jun 2
Will be talking about Endophytic Fungi from Datura metel - Room 242 at 3:30PM **#ASM2015**

3 1



Julie Brown @julesinboots · Jun 2
Experiencing major FOMO for missing **#asm2015**, but excited to hear about cool science @BigelowLab's SCGC workshop in less than 2 weeks!

3



Jason Anthony Tetro @JATetro · Jun 2
@ASMicrobiology @GSK I think @WhiteHouse Forum should take note. Accurate Dx, specific Tx options, & improved Rx mechanisms. **#ASM2015**

2 1 View conversation



Paul Orwin @PMOrwin · Jun 2
Unless I just misunderstood I saw a speaker say a p-value of 0.7 is "at best a weakly causal link". That seems, um, optimistic **#ASM2015**

3



Nicole Narayan @Nicole_Narayan · Jun 2
Clark: still Mendelian randomization has huge application towards future work **#ASM2015**



Chris @DrChrisKellogg · Jun 2
Brussaard: Viral lysis is co-regulating Phaeocystis globosa bloom in concert with grazing **#ASM2015**

1 1



Justin Kaspar @Ranger222 · Jun 2
Welp Listeria and Blue Bell made its way into **#ASM2015**

1



Jessica Sieber @SyntrophySieber · Jun 2
Evan Snitkin bringing us up to date on how to track hospital infections using genomics. **#ASM2015**

1 3



Steven Hecht @Profmicro · Jun 2
So bacteria seem to harvest algal carbon source prior to algal viral lysis - leaky **#ASM2015**

4 1



Nicole Narayan @Nicole_Narayan · Jun 2
Clark: taxon to phenotype associations. Taxa associated to polymylagria Rheumatica, association with SNP? Modest significance #ASM2015



Chris @DrChrisKellogg · Jun 2
Brussaard: Alteromonas grow well before actual algal host lysis due to leakage of host = new path of organic carbon! #ASM2015



Jennifer DeBruyn @JennDeBruyn · Jun 2
Corina Brussaard: top down control of algal blooms by viruses #ASM2015



Daan Speth @daanspeth · Jun 2
Mark gomelsky on the control of bacterial lifestyle by cyclic-di-gmp #asm2015



Daniel @Read1000Lives · Jun 2
Viral control of Phaeocystis algae bloom talk by Brussaard #ASM2015. Image via seos-project.eu.

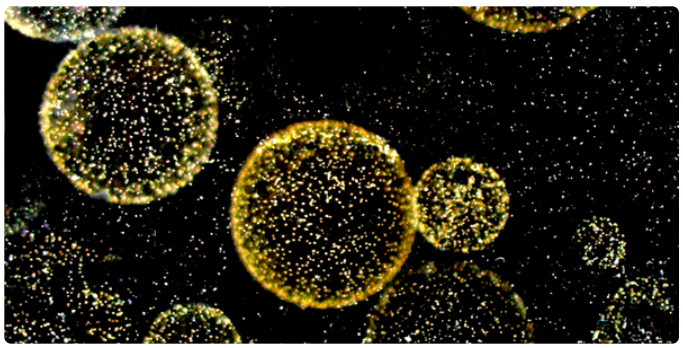

View photo



Jon Badalamenti @JonBadalamenti · Jun 2
Gomelsky: cyclic di-GMP is ubiquitous but not omnipresent in bacteria #asm2015



Nicole Narayan @Nicole_Narayan · Jun 2
Clark: taxa can associate to immune phen, link SNP to immune phen #ASM2015



Amer. Soc. Micro. @ASMicrobiology · Jun 2
We must reduce the dose w/alternative approaches - ie. better structure penetration or new transportation - Stephen Baker (@GSK) #asm2015



DrBug @DrBug · Jun 2
At session 172, Dr Tom Kirn points out that doing things faster at greater expense doesn't always have the desired clinical impact #asm2015



Jon Badalamenti @JonBadalamenti · Jun 2
Ooooh, talk on cyclic di-GMP by Mark Gomelsky #asm2015 heads up @wanderingbond



Dr Kim Shepherd @DrKimShepherd · Jun 2
Huge thanks to @DrChrisKellogg for brilliant live tweeting of the last talk from #ASM2015



Nicole Narayan @Nicole_Narayan · Jun 2
Clark: results of MR analysis, 16S, GWAS SNPs and immune phenotype. 66 taxa associated to SNP #ASM2015



sarah gw @dirtygeew · Jun 2
Brussard phaeocystis algal cells infected with multiple viruses leading to bust of algae #**ASM2015**



Jay T. Lennon @jaytlennon · Jun 2
Andrew Clark: population genetic approaches to host-microbiome interactions via Mendelian Randomization #**ASM2015**

2 1



Nicole Narayan @Nicole_Narayan · Jun 2
Clark: Mendelian randomization: is ultimate phen (disease) associated with genetic variation? Int phenotype connecting: microbiome #**ASM2015**



Amanda Lyn Gunn @AmandaLynGunn · Jun 2
"Every second 10^23 virus infections take place in the oceans… You will die sooner or later." Uplifting thought by Corina Brussaard #**ASM2015**

3 3



Jon Badalamenti @JonBadalamenti · Jun 2
@DrChrisKellogg viruses might be more like Wall St - privatize the gains and socialize the losses #**asm2015**

5 4 View conversation



Chris @DrChrisKellogg · Jun 2
Brussaard: "Cell is bravely trying to bloom" (b/c virus will then infect and kill it) #**ASM2015**



Daniel @Read1000Lives · Jun 2
Corina Brussaard: Every second 10^23 virus infections take place in the ocean. #**ASM2015** That is a big number.

4 1



ARIC Journal @ARICJournal · Jun 2
Getting bugs into drugs with direct delivery, we need to get our antibiotic doses down - Stephen Baker #**ASM2015**

1 1



Amer. Soc. Micro. @ASMicrobiology · Jun 2
Save your badge and claim your #**asm2015** Continuing Education hours at ce.asm.org ^lp

1 1



Steven Hecht @Profmicro · Jun 2
Now Boom & Bust:Do viruses control Algal Blooms- Dr. Corina Brussard #**ASM2015**

2 2



Ion Torrent @iontorrent · Jun 2
10:45-12 #**ASM2015** Poster #2174 Metagenomic Characterization of the Microbial Community in a Full-scale Nitritation/Anammox Reactor...

2



Nicole Narayan @Nicole_Narayan · Jun 2
Clark: query on bacteria at once, expensive and slow. Higher throughput: Mendelian randomization #**ASM2015**



Chris @DrChrisKellogg · Jun 2
Corina Brussaard: Boom & bust: do viruses control algal blooms? (Are viruses like our economy?) #**ASM2015**

3 1



Sam Diaz-Munoz @evolcoop · Jun 2
Things I learned at #**ASM2015** tweetup: 3/3 Love a good joke, but *really* excited by research discussions that transcend geographic barriers

4 2



Jessica Sieber @SyntrophySieber · Jun 2
Was there a schedule change or are we running slow... Hoping to catch Evan Snitkin's talk. #**asm2015**



Nicole Narayan @Nicole_Narayan · Jun 2
Clark: GF mice gain weight slower if donor is methanogen and lean #**ASM2015**



Sam Diaz-Munoz @evolcoop · Jun 2
Things I learned at #**ASM2015** tweetup: 2/3 Tweeting builds community, both w/in ASM + when far at home inst. Eases the academic hierarchy.



Chris @DrChrisKellogg · Jun 2
Reece: Alexandrium blooms killed whelks, cow nose rays, & fish. Reece lab moitors intake water & warns VIMS area of coming blooms #**ASM2015**

Illumina @illumina · Jun 2
Thanks to @Typhi and Mary Goodman for a great interactive session! #**ASM2015** #ASMLive @ASMicrobiology



Jason Anthony Tetro @JATetro · Jun 2
@Nicole_Narayan This is most likely that whole Th1/Th2/Th17 balance. 50% from mother. The rest well, that's up to you. #**ASM2015**

View conversation



Nicole Narayan @Nicole_Narayan · Jun 2
Clark: TwinsUK heritability of microbiome matches that of previous studies, but certain genera like Ruminococcus are heritable #**ASM2015**



Steven Hecht @Profmicro · Jun 2
Reece notes that blooms (meaning work for them) seem to be on weekends & holidays #**ASM2015**



Sam Diaz-Munoz @evolcoop · Jun 2
Things I learned at the #**ASM2015** tweetup: 1/3 Tweeting has no correlation with age. Tweeps are a diverse group across many axes.



Guía-ABE @Guia_ABE · Jun 2
Destacado de hoy: @MKrusor: 'Come to my poster at #**ASM2015**! No. 2135 ' , see more tweetedtimes.com/v/2894?s=tnp



View photo



Jon Badalamenti @JonBadalamenti · Jun 2
.@celevar1 @LAHug_ @bacteriality @DrJCThrash #**asm2015**





3 5 View photo

Hologic @Hologic · Jun 2
Demos of the next dimension of automated molecular testing on Panther system in booth 737 at #ASM2015



View photo

AAAS MemberCentral @AAASmember · Jun 2
Todays the last day of #asm2015 call by booth 825 for a free copy of @sciencemagazine for a read on your journey home

1

Mya Breitbart @virome_girl · Jun 2
Being lazy about tweeting this morning since @DrChrisKellogg is doing such an excellent job in this session - thanks Chris! #ASM2015

5

Anna Blazier @annablazier · Jun 2
ASMers, save the saigas! #asm2015 nature.com/news/mysteriou …

Nicole Narayan @Nicole_Narayan · Jun 2
Clark: not much heritability of microbiota, cite MZ v DZ twin studies #ASM2015

Chris @DrChrisKellogg · Jun 2
Reece: Heavy Alexandrium blooms in York River region in 2012, 2013: >70,000 cells/ml; 2014-15 surveying sediments for cysts #ASM2015

1 1

Jon Badalamenti @JonBadalamenti · Jun 2
And not just in the #bondlab! RT @celevar1: "#sourbeers are quite popular!" You have no idea.... #asm2015

1 View conversation

Nicole Narayan @Nicole_Narayan · Jun 2
Clark: microbiome alone can drive change in phenotype, cite microbiota transfer to gf mice #ASM2015

Paul Orwin @PMOrwin · Jun 2
Big picture cells use DNA state via gyrase to modulate fim switch w lrp reg protein #ASM2015

Chris @DrChrisKellogg · Jun 2
Reece: Alexandrium monilatum blooms in 2007, sometimes assoc w/ fish kills. Lit search found previous reports in mid 40's & 60's #ASM2015

2 2

Jason Anthony Tetro @JATetro · Jun 2



@AmandaLynGunn Many researchers knew this in 1945 when Abx were first released. Just no one talked about it until now. #ASM2015

1

View conversation



Caleb Levar @celevar1 · Jun 2

"#sourbeers are quite popular!" You have no idea.... #asm2015

1



Sam Diaz-Munoz @evolcoop · Jun 2

#gradstudent RT @geliang999: Some bacteria have become so adapted to beer, that they won't grow in other media without beer in it #asm2015

7 1



Laura Hug @LAHug_ · Jun 2

Goodman - sour beers are gaining popularity. Some accidental LAB additions may spawn new varieties from craft breweries. #asmlive #ASM2015

2 1



Nicole Narayan @Nicole_Narayan · Jun 2

Clark: population genetics approach to host-microbiota interactions #ASM2015

2



Joseph McPhee @JoeBMcPhee · Jun 2

Clara Belzer - amazing data on the role of Akkermansia in health/disease. So many possibilities! #ASM2015



Chris @DrChrisKellogg · Jun 2

Reece: Karlodinium venifium fish bioassay results showed cell lysate is more toxic than whole cells; oyster veliger more sensitive #ASM2015

1



Ben Roller @ben_roller · Jun 2

Charles Dorman at #ASM2015 going a bit overboard with anthropomorphisms of bacterial decision making, draws brain on E. coli's nucleoid

1



Laura Hug @LAHug_ · Jun 2

Goodman - colonies grow in ten days, brewers need answer in three, but can't spend any $. Tricky! #asmlive #ASM2015

2 3



Jon Badalamenti @JonBadalamenti · Jun 2

Check out @bacteriality's student and banana lover Ben Bonis this AM poster 2246: TnSeq of a MicroO2 Fe(II)-Oxidizing Marinobacter #asm2015

3 4



Liang Ge @geliang999 · Jun 2

Some bacteria have become so adapted to beer, that they won't grow in other media without beer in it #asm2015

43 26



Chris @DrChrisKellogg · Jun 2

Reece: Pink bloom & fish kill = Polykrikos kofoidii + Karlodinium veneficum; observed Karlodinium grazing on Polykrikos #ASM2015

1 1



Daniel @Read1000Lives · Jun 2

Braincomposing @SkiffyandFanty review of @alychelms THE DRAGONS OF HEAVEN between #ASM2015 talks: cyanobacteria blooms, China, dragons oh my

1 2



CDC AMD @CDC_AMD · Jun 2

Too many talks to choose from at #asm2015? Visit posters with @CDC_AMD scientists, 2281, 2282, 2256, 1860.

4 1



Amanda Lyn Gunn @AmandaLynGunn · Jun 2

There is an urgent need for new antibiotics, we all know this, but how did we end up in this position? - Stephen Baker #ASM2015

up in this position? - Stephen Baker #ASM2015

4 4

Jason Anthony Tetro @JATetro · Jun 2
@Nicole_Narayan Might be a balancing act between Th1/Th2 & Th17 - interesting perspective. #ASM2015

View conversation

Laura Camilleri @LC_EnvMicro · Jun 2
Doorman: invertible fim switch for regulation #ASM2015

Nicole Narayan @Nicole_Narayan · Jun 2
Belzer: Akkermansia has positive association with butyrate producing bacteria #ASM2015

1 1

Paul Orwin @PMOrwin · Jun 2
Fim switch modulated by invertible switch controlled by two recombinases - flip the reg region around to stop transcript #ASM2015

ARIC Journal @ARICJournal · Jun 2
"The third age of antibiotics is going to be microbe management in health and disease...No more clear cutting." - Michael Gilmore #ASM2015

5 3

Jerica Pitts @jpitts · Jun 2
Good Craft Beer Getting Spoiled by Bacteria from University of Houston streaming now at #asmlive tiny.cc/rxkyyx #ASM2015

3

Amanda Lyn Gunn @AmandaLynGunn · Jun 2
"I was picked to put the AGE in the Third Age of Antibiotics." - Michael S. Gilmore #ASM2015

2

Joe James @JoeTCJ · Jun 2
Anyone else having trouble with the wifi? Can't get anything to load on my laptop #asm2015

Paul Orwin @PMOrwin · Jun 2
Yay, finally saw the canonical biofilm slide #ASM2015

1

Nicole Narayan @Nicole_Narayan · Jun 2
Belzer: Akkermansia induce TLR4, TLR2 response with host regulator candidates. Host cell communication with fimbrae operon? #asm2015

1 1

Chris @DrChrisKellogg · Jun 2
Reece: Established cultures of C. polykrikoides from York & Lafayette River blooms; testing bioassays in fish & oyster veligers #ASM2015

1

ASM @AUSSOCMIC · Jun 2
Some bacterial spoilers of craft beer are so adapted, they won't grow unless beer is in the culture media! #ASM2015 #asmlive

10 3

Paul Orwin @PMOrwin · Jun 2
Fimbriae great for adherence, but dangerous bc immune cells can recognize #ASM2015

PLOS @PLOS · Jun 2
Last day to talk to come talk with our editors at #ASM2015 1-2pm

PLOS Biology @PLOSBiology

@PLOSBiology is at #asm2015!! Come visit the PLOS booth (#122) and meet one of our editors Sun-Tues 1-2pm!

1



Caleb Levar @celevar1 · Jun 2
Hops are not a silver bullet to control beer spoilage organisms. LAB cultured from finished beer with 86 IBU. #**ASM2015**

3 2

Thermo Fisher @servingscience · Jun 2
Tired of offline tests? Consolidate #AST on a single platform w/Sensititre System! See it at #**asm2015** Booth 237 ow.ly/NLgKQ

1



Paul Orwin @PMOrwin · Jun 2
Bacteria constantly interrogate environment and respond to it, uses fimbriae switch as example #**ASM2015**

1



Laura Hug @LAHug_ · Jun 2
Goodman - beer-spoilers have evolved to persist in high bittering unit beer. Her advice - keep everything clean! (Sterile) #asmlive #**ASM2015**

1

Illumina @illumina · Jun 2
Evidence that beer-spoiling bacteria have mutated to counteract the antiseptic properties of the hops in beer brewing #**ASM2015** #ASMLive

10 7

Thermo Scientific @thermosci · Jun 2
Tired of offline tests? Consolidate #AST on a single platform w/Sensititre System! See it at #**asm2015** Booth 237 ow.ly/NLgKI

1



Nicholas Kotloski @njkotloski · Jun 2
It's not #**ASM2015** without an update from #WheresNickNow. Washington, DC :(

1 2



Ted Flynn @TedFlynn · Jun 2
Beer spoilage bacteria have evolved to resist the antimicrobial properties of hops! #asmlive #**ASM2015**

9 8



Chris @DrChrisKellogg · Jun 2
Reece: C. polykrikoides not reported as toxic to humans, but reports of respiratory irritation & asthma; + oyster larval mortality #**ASM2015**

1



Nicole Narayan @Nicole_Narayan · Jun 2
Belzer: organoids with Akkermansia added, genes related to metabolism responded #**asm2015**

1



Laura Hug @LAHug_ · Jun 2
Mary goodman on bacteria fouling craft beer. Involved lots of convivial beer with brewers! #mykindofstudy #**ASM2015**

3 2



Paul Orwin @PMOrwin · Jun 2
Next Charles Dorman genetic switches and decision making #**asm2015**



Nicole Narayan @Nicole_Narayan · Jun 2
Belzer: used organoid model to understand mechanism, stem cells to mini intesines. More complex system than monoculture #**asm2015**



Chris @DrChrisKellogg · Jun 2
Reece: Can see Cochlodinium polykrikoides bloom fronts when photographing York River from planes #**ASM2015**

1 1

Paul Orwin @PMOrwin · Jun 2
Used proteomic screen and classical mol genetics to find a totally new global regulator #**ASM2015** -no big deal

Ion Torrent @iontorrent · Jun 2
Starting soon! #**ASM2015** Poster #2304 Genome sequence analysis of Clostridium septicum. Author presentation from 10:45-12 today

Cambio Ltd @CambioLtd · Jun 2
BiOstic® Bacteremia ... our Dirty Little Secret #**asm2015** ymlp.com/z9uH7U



View photo

Nicole Narayan @Nicole_Narayan · Jun 2
Belzer: Akkermansia levels decrease significantly, need prebiotic to increase again. Using Ak as probiotic decreased weight gain #**asm2015**

1 1

Ryan McBride @rymcbr · Jun 2
Behind this critter is a big issue. #FightSuperbugs #antibiotics #**ASM2015** #IworkatNovartis

> **Novartis Science** @NovartisScience
> Hey #ASM2015. We're heeeeeeerrrrrreeeeee…..watch out. Or watch our video. bit.ly/1K6Qenx #Antibiotics

1 1

Chris @DrChrisKellogg · Jun 2
Reece: Cochlodinium polykrikoides blooms in lower Chesapeake; have been occurring in York River (near VIMS) for decades or longer #**ASM2015**

1 1

Caleb Levar @celevar1 · Jun 2
#sourbeer gets a shoutout at #**asm2015**! Beer is about meeting expectations of the consumer- "sour" is great in a Berliner Weiss, bad in pils

1 3

Quartzy @Quartzy · Jun 2
Neha - Our coffee queen! #**asm2015** #quartzycards



1

View photo

Nicole Narayan @Nicole_Narayan · Jun 2
Belzer: turns out different isolates from animals and humans aren't that different.

Akkermansia already perfect? #asm2015

2 1

Amer. Soc. Micro. @ASMicrobiology · Jun 2
Lost Something? Found Something? Please visit our Lost & Found at the #asm2015 Registration Assistance Counter in Lobby E. ^lp

1

A. Lewis @almphi · Jun 2
Come learn about serum amyloid A in Gram-negative defense, poster 2048 10.45-12.00. #asm2015

Illumina @illumina · Jun 2
Session on avoiding bact contam of beer with @Typhi is fantastic. Listen up #SanDiego craft brewers! #ASM2015 #asmlive

1

Nicole Narayan @Nicole_Narayan · Jun 2
Belzer: Akkermansia found in diverse animals, must have adapted to its different hosts. So collected new isolates #asm2015

Luminex @Luminex · Jun 2
Last day of #ASM2015! It's been a great show. Make sure to get an ARIES demo today! Booth 719. hubs.ly/y0S2S70



1

View photo

Amanda Lyn Gunn @AmandaLynGunn · Jun 2
If we can maintain and strengthen commensal strains, we can preclude the [antibiotic resistance Enterococci] problem.-Gilmore #ASM2015

Nicole Narayan @Nicole_Narayan · Jun 2
Belzer: Akkermansia influences mucus thickness, neg corr with obesity, IBD. Uses mucus as sole source of carbon and nitrogen #asm2015

1 1

Greg Costello @ColColMol · Jun 2
#asm2015



1

View photo

Diana Hernandez Ph.D @deray28 · Jun 2
20% of clinical micro labs now using MALDITOF for microorganism ID.

#ASM2015

1 1

Jon Badalamenti @JonBadalamenti · Jun 2
Newman: SutA binds RNA polymerase; drives expression of genes involved in maintenance and secondary metabolism #asm2015

1 1

Jeff Gralnick @bacteriality · Jun 2
.@Typhi advocating mouth pipetting of beer. #ASM2015 (I approve)

10 8

Caleb Levar @celevar1 · Jun 2
MRS+sterile beer used to select specifically for beer spoilage organisms instead of just all lactic acid bacteria. #ASM2015

2 1

Chris @DrChrisKellogg · Jun 2
Kim Reece: Historic profiles and emerging patterns of microalgal blooms in Chesapeake Bay - have been monitoring for > 15 yrs #ASM2015

2

Cell Host & Microbe @cellhostmicrobe · Jun 2
#ASM2015 Come meet the @TrendsMicrobiol & @cellhostmicrobe editors. Booth 410 @11 today. See you there?



3

View photo

CellPressNews @CellPressNews · Jun 2
Now live: Program for @CellSymposia #CSMicrobiome. #ASM2015 ow.ly/NCJjc

2 1

Maverix Biomics @MaverixBiomics · Jun 2
Good morning #ASM2015 - have #RNAseq or #sequence data? Come visit us in booth 648 & learn about our analysis solns.



View photo

Microbe_Mike @Microbe_Mike · Jun 2
Has the location for ASMCUE 2016 been decided? Hopefully it's in Boston. #ASM2015 #ASMCUE

2

Amanda Lyn Gunn @AmandaLynGunn · Jun 2
Appears to be an inverse correlation between CRISPR and multidrug resistance in E. faecalis. - Gilmore #ASM2015

1



Paul Orwin @PMOrwin · Jun 2
I lied a little. Boncat method to label newly synthesized proteins, proteomic screen #**ASM2015** brandon-russell.com/boncat.shtml

1 1



Jessica Sieber @SyntrophySieber · Jun 2
Big takeaway so far from #**asm2015** is BONCAT is the cats pajamas.

1 2



Srijak Bhatnagar @srijakbhatnagar · Jun 2
DN Used BONCAT as proteomics screen for the proteins synthesized during anaerobic survival #**ASM2015**

1



Hilary Lappin-Scott @lappinscott · Jun 2
Gilmour: more than 25% of hospital Enterococci strains genome is from mobile elements, that's massive! #**ASM2015**

3 4



Chris @DrChrisKellogg · Jun 2
Kudela: "Blooms like it extreme!" Hot, cold, dry, or slow (water flow). RE: toxic cyanobacterial blooms in California #**ASM2015**

2



Jon Badalamenti @JonBadalamenti · Jun 2
Newman: phenazines essentially promote sufficient substrate-level ATP generation to sustain a Δp #**asm2015**

1



Novartis Science @NovartisScience · Jun 2
Hey #**ASM2015**. We're heeeeeeerrrrrreeeeee…..watch out. Or watch our video. bit.ly/1K6Qenx #Antibiotics



View photo

1 2



ARIC Journal @ARICJournal · Jun 2
V583 was the first discovered VRE, originally a streamlined genome, but now with >25% mobile elements, probably not junk. #**ASM2015**

1



Nicole Narayan @Nicole_Narayan · Jun 2
Jacobs: take home: don't just use one omics tech along with microbiome, also consider data reduction like metabotypes #**ASM2015**



Jon Badalamenti @JonBadalamenti · Jun 2
Newman: phenazines provide redox sink for electrons otherwise channeled to lactate dehydrogenase #**asm2015**

5 2



Chris @DrChrisKellogg · Jun 2
Kudela: Aphanizomenon is a predictor of toxic Microcystis blooms in Lake Pinto, CA - developed remote sensing method based on this #**ASM2015**

4 2



Nicole Narayan @Nicole_Narayan · Jun 2
Jacobs: Fut2 genotype reprograms metagenome, and shifts metabolites. Metaproteomics ID poss inflammatory state in non-secretors #**asm2015**



sarah gw @dirtygeew · Jun 2
After 24 hours exposure can take 3-4 weeks for mytilus to clear toxin. A freshwater problem is now a seafood problem #asm2015

3 2

ASM Newsroom @ASMnewsroom · Jun 2
Nothing better than talking about #beer on our last day of #ASM2015. Watch live at bit.ly/asmlive8 #asmlive



1 View photo



Chris @DrChrisKellogg · Jun 2
Kudela: Pinto Lake, CA has signif production of microcystin in winter and can get elevated toxin loads in spring; not just autumn #ASM2015

2 1



Srijak Bhatnagar @srijakbhatnagar · Jun 2
DN: phenazine cycling promoted anaerobic survival and all native phenazines do promote, but synthetic electron shuttles don't #ASM2015

1



Jon Badalamenti @JonBadalamenti · Jun 2
Newman: phenazine at phyhsiological comcentrations promotes survival in recreated lung environments #asm2015

2



Nicole Narayan @Nicole_Narayan · Jun 2
Jacobs: lastly, multi omics study of mucosal luminal interface, investigate role of Fut2 genotype in functional shifts microbiome #asm2015

1



Phillip Yen @phil_yen · Jun 2
Excellent talk by Diane Newman on slow growers of chronic infections #ASM2015

1



Jessica Sieber @SyntrophySieber · Jun 2
Wish there were abstracts for presentations. It is getting hard to choose what to go to next. #ASM2015

3 3



Hilary Lappin-Scott @lappinscott · Jun 2
Gilmour: focusing on E faecalis then on E faecium + evolution into hospital pathogens. They've accumulated mobile genetic elements #ASM2015

2

Illumina @illumina · Jun 2
Good morning New Orleans. Last day of #ASM2015 and looking forward to the posters this morning!

2 1



Jon Badalamenti @JonBadalamenti · Jun 2
Newman: phenazines produced during stationary phase/ low O2. Teeing up data showing role in biofilm stability #asm2015

1



Nicole Narayan @Nicole_Narayan · Jun 2



Jacobs: did corr analysis to find microbe/metabolite interactions, networks #asm2015

1



Nicole Narayan @Nicole_Narayan · Jun 2

Jacobs: could group microbiome into new grouping enterotypes, related to metabotypes #asm2015

3 1



Amanda Lyn Gunn @AmandaLynGunn · Jun 2

Enterococcus faecalis branched in the antibiotic era, despite being one of the more ancient species. -Gilmore #ASM2015



Amer. Soc. Micro. @ASMicrobiology · Jun 2

Join us for our final live stream of #ASM2015 - celebrating with a #beer... talk! microbeworld.org/asmlive

1



Jon Badalamenti @JonBadalamenti · Jun 2

.@Hunter_lab's postdoc and #UMN alum Jeff Flynn's poster 1900 this AM: Anaerobic Mucin Degraders Feed Pseudomonas Aeruginosa In CF #asm2015

3 1



Nicole Narayan @Nicole_Narayan · Jun 2

Jacobs: split cohort into 3 metabotypes, with distinct metabolite signature, having differential association to IBD #asm2015

1



Chris @DrChrisKellogg · Jun 2

Kudela: deploying passive samplers in San Francisco Bay; >90% of time detect microcystins; also see domoic acid #ASM2015

1 1



ASM @AUSSOCMIC · Jun 2

Gut microbes evolve with hosts. Urbanization and antibiotics have changed everything. #ASM2015

1 2



sarah gw @dirtygeew · Jun 2

32 otters out of 6300 left in ca died of microcystin poisoning :(#ASM2015

3 1



Nicole Narayan @Nicole_Narayan · Jun 2

Jacobs: metabolome and microbiome of pediatric IBD and relatives. Crohn's associated metabolites associated with healthy relatives #asm2015



Srijak Bhatnagar @srijakbhatnagar · Jun 2

DK looking at phenazines in the anoxic depths of sputum of cf patients #asm2015



Daan Speth @daanspeth · Jun 2

RK microcystin leaching into the marine environment killing sea otters through accumulation in shellfish #asm2015



Jessica Sieber @SyntrophySieber · Jun 2

Newman: not just O2 driving survival in cf lungs but redox gradients. #asm2015

1



Jon Badalamenti @JonBadalamenti · Jun 2

Dianne Newman talking redox potential gradients across sputum, gives shoutout to @Hunter_lab #asm2015



Chris @DrChrisKellogg · Jun 2

Kudela: Assumption microcystin = freshwater problem; finding hot spots in ocean & otters are suffering from microcystin poisoning #ASM2015

ocean & otters are suffering from microcystin poisoning #ASM2015

1



Amanda Lyn Gunn @AmandaLynGunn · Jun 2
Gut microbes evolve along with hosts. We changed, so they changed. - Gilmore #**ASM2015**

3 1



David Coil @davidacoil · Jun 2
Want to hear about Gut Check #themicrobiomegame ? Come by poster #2744 from 12:30 to 1:45 today. Also have copies to play. #**asm2015**

6 5



Jon Badalamenti @JonBadalamenti · Jun 2
Newman: no surprise: in sputum, O2 quickly becomes limiting despite lung macroenvironment. O2 governs growth rates #**asm2015**

1



Daan Speth @daanspeth · Jun 2
RK shows extreme levels of toxins in drinking water reservoirs. A dog died within 30 mins after lapping up some of the water #**asm2015**

1



Chris @DrChrisKellogg · Jun 2
Kudela: Measuring microcystin in Lake Chabot: 11,000 ug/L in water, but 800,000 ug/L scum; story of dog dying after drinking water #**ASM2015**

1 1



Paul Orwin @PMOrwin · Jun 2
I'm going to stop tweeting now, this is too cool to divide my attention #**ASM2015** #sorrynotsorry

1 2



Ben Roller @ben_roller · Jun 2
Lookout for new pub (Kopf et al. submitted) from Dianne Newman on growth rates of mixed population in situ with deuterium #**asm2015**

2 2



Paul Orwin @PMOrwin · Jun 2
Very cool idea, can find 2d doubling time for cf lung organisms. Can use chemostat to replicate #**ASM2015**

1



Hilary Lappin-Scott @lappinscott · Jun 2
Next up - Gilmour speaking on the evolution of vancomycin resistant enterococci. I worked on biofilms of VRE few years ago #**asm2015**

1



ARIC Journal @ARICJournal · Jun 2
Now up is Michael Gilmore on the evolution of enterococci and VRE. #**ASM2015** #antimicrobialresistance



Amanda Lyn Gunn @AmandaLynGunn · Jun 2
Enterococci is not inherently pathogenic, it is a gut microbe… of everything all the way down to insects.-Michael S. Gilmore #**ASM2015**

1



Julie Huber @JulesDeep · Jun 2
I'm late to #**ASM2015** this morning thanks to some late night fun with some of my favorite female deep-sea microbiologists!



Nicole Narayan @Nicole_Narayan · Jun 2
Jacobs: host genetics can shape microbiome as well, IBD polymorphisms associated with host microbial interactions #**asm2015**

1



Aunica Kane @AunicaKane · Jun 2
Newman: for 1 bacteria doubling ~30 min, it would take <3 days to fill vol of Earth and <7 days to fill vol of observable universe! #**ASM2015**

6 1



Jessica Sieber @SyntrophySieber · Jun 2
Newman using deuterium labeled lipids to measure growth. #ASM2015

1



Paul Orwin @PMOrwin · Jun 2
2H incorp into lipids, species specific, not recycled #ASM2015



QIAGEN @QIAGENscience · Jun 2
Want to prove your biologic knowledge? Tackle our biology quiz at booth 725 #asm2015



View photo



Srijak Bhatnagar @srijakbhatnagar · Jun 2
DN uses heavy hydrogen incorporation in species specific lipids to measure growth rate #ASM2015

1



Nicole Narayan @Nicole_Narayan · Jun 2
Jacobs: taxonomy, metagenomics, and metatranscriptome don't always match, cites Huttenhower studies #asm2015

1



Jon Badalamenti @JonBadalamenti · Jun 2
Newman: can measure growth rates in situ using deuterium incorportation into species-specific lipids #asm2015



Paul Orwin @PMOrwin · Jun 2
Can we measure instantaneous growth rate in situ? Used ideas from isotope chemistry #ASM2015 #seewhatimean



sarah gw @dirtygeew · Jun 2
Found microcystins freshwater toxins in full on salt water, in what we have assumed are pristine waters #ASM2015



Ben Roller @ben_roller · Jun 2
Dianne Newman: we need to develop new methods to understand environmentally relevant (submaximal growth rate) physiology #asm2015 #amen

1



Paul Orwin @PMOrwin · Jun 2
Uses cf lung as a model system for chronic infection #asm2015

1



Srijak Bhatnagar @srijakbhatnagar · Jun 2
Dianne Newman, director of microbial diversity @MBLScience on microbial survival strategies in chronic infections #ASM2015 #mbl2015

1 1



Chris @DrChrisKellogg · Jun 2
Kudela: Hanging passive samplers in environment (using embroidery hoops) to survey presence of cyanobacterial toxins #ASM2015

2

Paul Orwin @PMOrwin · Jun 2
If pseudomonas divides every 30 m, would fill visible universe in ~7 days #**ASM2015** good thing they stop

11 4

Chris @DrChrisKellogg · Jun 2
Kudela: Solid Phase Adsorption Toxin Tracking (SPATT) method using 'tea bag' of beads to passively absorb cyano toxins #**ASM2015**

Jay T. Lennon @jaytlennon · Jun 2
Diane Newman talking about "life in the slow lane" and microbial survival strategies #**ASM2015**

2 1

Amanda Lyn Gunn @AmandaLynGunn · Jun 2
ASM Live - Good Craft Beer Getting Spoiled by Bacteria. SEE IT HERE: microbeworld.org/podcasts/asm-l… 9a CDT #**ASM2015**

7 1

Ion Torrent @iontorrent · Jun 2
#**ASM2015** Ion PGM System=critical for facilitating fast response during disease surveillance & outbreak investigation
oak.ctx.ly/r/33kip

Jon Badalamenti @JonBadalamenti · Jun 2
Newman: still a black box around microbial physiology in chronic infections #**asm2015**

Paul Orwin @PMOrwin · Jun 2
Microbial phys in chronic infections is poorly understood #**ASM2015**

sarah gw @dirtygeew · Jun 2
Kudela no water in ca=no blue green algae? Not true! #**ASM2015**

Nicole Narayan @Nicole_Narayan · Jun 2
Jacobs: challenges to current analysis approach- false discovery, control confound factors and directionality of relationships #**asm2015**

Pics from NewOrleans @instaNewOrleans · Jun 2
Well #NOLA you are growing on me #morningadventures #**asm2015** by sherintgeorge ift.tt/1eN7bqY



View photo

Daan Speth @daanspeth · Jun 2
California drought does not mean there's no blue green algae. Still cyanotoxins detected throughout california #**asm2015**

1

Sherin George @sherintgeorge · Jun 2
Well #NOLA you are growing on me #morningadventures #**asm2015**

instagram.com/p/3bcM3aFYRr/



Paul Orwin @PMOrwin · Jun 2
Newman - life in the slow lane, microbial survival strategies in chronic infection #**ASM2015**

Jen Biddle @subsurface_life · Jun 2
New @mobio shirt is super comfy. Hope folks at #**ASM2015** got one!

Chris @DrChrisKellogg · Jun 2
Kudela: Grand experiment to find out what happens to cyanobacteria when rivers and lakes dry up (due to extreme drought in Calif) #**ASM2015**

Daan Speth @daanspeth · Jun 2
Raphael Kudela showing where california drinking water comes from, to put his cyanobacterial bloom work in context #**asm2015**

Paul Orwin @PMOrwin · Jun 2
Vanessa Sperandio giving by far the most emotional and touching acknowledgements I've ever heard! #**asm2015**

Chris @DrChrisKellogg · Jun 2
Kudela: 26 million people use Lake Erie for drinking water; 2.1 mill use Lake Taihu; 38 mill in Calif, but lake area ~ 2x Taihu #**ASM2015**

Nicole Narayan @Nicole_Narayan · Jun 2
Jacobs: multi-omics approach to study host microbe interactions #**asm2015**

SMK @SarahMicrobio · Jun 2
"This is a beautiful photo but somewhat disgusting as well" -on a cyanobacterial bloom #**ASM2015** #sciencehumor

Chris @DrChrisKellogg · Jun 2
Kudela: 2014 = The Year of the Blue-Green Algae (another picture of the cyanobacterial massive bloom on Lake Taihu in China) #**ASM2015**

Chris @DrChrisKellogg · Jun 2
Raphael Kudela: Cyanobacterial problems in California: more of the same or some unexpected surprises #**ASM2015**

Paul Orwin @PMOrwin · Jun 2
Next up Dianne Newman, who does literally everything from geomicrobiology to infectious disease. Sees connections others don't #**asm2015**

Amer. Soc. Micro. @ASMicrobiology · Jun 2
CDC Director Tom Frieden addressed #**asm2015** via video during session 170 on #Antimicrobials. See the clip: vimeo.com/123422286

7 3



Jason Anthony Tetro @JATetro · Jun 2
Hey @ASMicrobiology - about #HAI & #AMR at #**ASM2015**. @WhiteHouse Forum on Antibiotic Stewardship announces $1.2B for outcome-based studies.

1



Marcos de Moraes @mhdmoraes · Jun 2
Functional genomic analysis shown why Salmonella likes your salad so much. Check my poster n. 2189 this morning at #**ASM2015**

1

Thermo Scientific @thermosci · Jun 2
Go headless w/Thermo Scientific VersaCool refrigerated circulating bath--get more benefits. Visit #**asm2015** booth 237. ow.ly/NLgk1

2

bioMérieux Inc. @biomerieux_inc · Jun 2
Don't leave #**asm2015** without taking the #MyRoleMatters pledge @biomerieux_inc booth #537. Fight #antibioticresistance myrolematters.com



Caleb Levar @celevar1 · Jun 2
Learning about AHLs in the rumen of cows. "Cattle are not mice". @wanderingbond is missing out! #**ASM2015**



Paul Orwin @PMOrwin · Jun 2
In the big ballroom to hear abt some great science on quorum sensing from Vanessa Sperandio #**asm2015**

3 1

ASM Newsroom @ASMnewsroom · Jun 2
ASM Participates in @WhiteHouse #Antibiotic Stewardship Forum bit.ly/1RH6gXs #**ASM2015**

10 1



Chris @DrChrisKellogg · Jun 2
Wilhelm: BUT, even w/ metabolic homeostasis, can see Microcystis transposase gene transcription is regulated by N-chemical species! #**ASM2015**

1 1



Joe James @JoeTCJ · Jun 2
Wilhelm: function in blooms is preserved as composition changes #**asm2015**

Streck, Inc. @StreckInc · Jun 2
Join @StreckInc and Dr. Nancy Hanson from @Creighton at our #**asm2015** product theater booth #272 today at 11 a.m.!



Jessica Sieber @SyntrophySieber · Jun 2
Sperandio has the chillest mice, epinephrine knockout mice. #**ASM2015**

1 1



Chris @DrChrisKellogg · Jun 2
Wilhelm: massive transcriptional changes lead to metabolic homeostasis (even in face of large environmental changes) #**ASM2015**

1



Joe James @JoeTCJ · Jun 2
Wilhelm: >2000 transcripts changed expression with change in nitrogen source

Wilhelm: >2000 transcripts changed expression with change in nitrogen source #asm2015

2 1

Chris @DrChrisKellogg · Jun 2
Wilhelm: using genomics, transcriptomics, proteomics & metabolomics to 'ask the cells' why Microcystis cyanobacteria are blooming #ASM2015

1

Amanda Lyn Gunn @AmandaLynGunn · Jun 2
By using microbial genomics, we can use strain prioritization to streamline the NP drug discovery process. -Shen #ASM2015

Paul Wigley @DrWigley · Jun 2
Rita Rio showing cool old school animation of Trypanasome life cycle as part of talk on tsetse microbiome #ASM2015

1 1

Jessica Sieber @SyntrophySieber · Jun 2
Sperandio EHEC is more virulent when B.theta is present. #ASM2015

3

Daan Speth @daanspeth · Jun 2
Poster 2174 is up. come talk to me from 10.45 onwards! #asm2015



8 4 View photo

Amanda Lyn Gunn @AmandaLynGunn · Jun 2
Traditional approaches [to drug discovery] have been effective but not sustainable. -Shen #ASM2015

1

Anna Blazier @annablazier · Jun 2
Check out our posters 1901 and 1902 on Pseudomonas modeling at 10:45! @jenniebartell @papinsysbio #asm2015

2

Amanda Lyn Gunn @AmandaLynGunn · Jun 2
The message is very clear: AR is inevitable, few new scaffolds discovered, natural products remain best antibiotic source.-Shen #ASM2015

Joe James @JoeTCJ · Jun 2
Wilhelm: Nitrogen fertilizer use up 100 fold I've 4 decades. Woah! #asm2015

4 2

Chris @DrChrisKellogg · Jun 2
Wilhelm: Shift in use of nitrogen fertilizers from ammonium nitrate to urea (& increase in amount) may be linked to cyano blooms #ASM2015

3 3

IScienceWriter @isciencewriter · Jun 2
Looking for systems for fast, accurate Gel and #Westernblot Imaging? Then come to @teamsyngene Booth 916 #ASM2015 ow.ly/Ng5SS

Megan Krusor @MKrusor · Jun 2
Come to my poster at #ASM2015! No. 2135



5 6 View photo

Chris @DrChrisKellogg · Jun 2
Wilhelm: physiochemistry of Lake Erie changing - alkalinity drop off around time Microcystis started to bloom; also increased temp #**ASM2015**

Novartis Science @NovartisScience · Jun 2
RT if you're in the fight to help us get guys like these off the map #antibiotics #**ASM2015** bit.ly/1K6Qenx



1 2 View photo

Amanda Lyn Gunn @AmandaLynGunn · Jun 2
Natural products have been great inspiration for new drug discovery. -Ben Shen #**ASM2015**

1 1

Chris @DrChrisKellogg · Jun 2
Wilhelm: Microcystis present since 70's but didn't start blooming in Lake Erie till 1995; what changes in Great Lakes driving this? #**ASM2015**

1

Chris @DrChrisKellogg · Jun 2
Wilhelm: cyanobacterial blooms mess up the environment & socioeconomics "People do not like them" #**ASM2015**

1

ARIC Journal @ARICJournal · Jun 2
The third age of antimicrobials - now on is Ben Shen #**ASM2015** #antimicrobialresistance

2

Chris @DrChrisKellogg · Jun 2
Wilhelm: Microcystis = globally distributed cyanobacterial species; toxin = microcystin (formerly 'fast death factor') #**ASM2015**

1

David Heinrichs @deheinrichs · Jun 2
At The Antimicrobials session. CDC Director Tom Frieden advocating for engagement on many fronts of antimicrobial resistance #**ASM2015**

SMK @SarahMicrobio · Jun 2
Come visit this afternoon-poster 2496, right next to Mo Bio #**ASM2015**



2 View photo

Bekah Martin @Bekah_33 · Jun 2
.@DrFriedenCDC gave a shoutout to clinical laboratorians in his opening comments at The 3rd Age of Antimicrobials plenary #**ASM2015**

2 3

Amanda Lyn Gunn @AmandaLynGunn · Jun 2
Combatting antimicrobial resistance is going to take a comprehensive approach. @DrFriedenCDC #**ASM2015** #CDC

4 3

Amanda Lyn Gunn @AmandaLynGunn · Jun 2
CDC is proposing a network of AR detection regional labs with gold standard testing to identify resistant organisms.-@DrFriedenCDC #**ASM2015**

2

Jessica Sieber @SyntrophySieber · Jun 2
Up first Sperandio telling us about host microbe chemical signaling. Let's get to the presentation! #**asm2015**

1

Sartorius Group NA @SartoriusNA · Jun 2
We're in The Big Easy this week. See us at #**ASM2015** Booth 982. Stop by and say Hi! #NOLA






5 1 View photo

CLC bio @CLCbio · Jun 2
OTU-Clustering and Microbiome Analysis Made Easy - CLC Microbiome Analysis Module #**ASM2015** Theater Booth 272 at 12:00

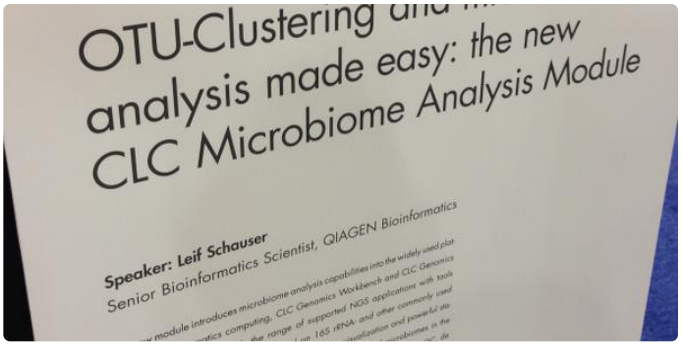

2 View photo

T&F Bioscience @tandfbiosci · Jun 2

Last day! We still have free journal samples, booth 105, or you can request for a free sample to be mailed! ow.ly/Ns7q4 #**asm2015**

Amanda Lyn Gunn @AmandaLynGunn · Jun 2
23,000 deaths from drug resistant infections is a conservative estimate. We need to turn the tide. @DrFriedenCDC #**ASM2015** #CDC

Jon Badalamenti @JonBadalamenti · Jun 2
Switching it up this AM: microbial genomics to empower discovery of new antimicrobials #**asm2015**

Chris @DrChrisKellogg · Jun 2
Steve Wilhelm: Using metatranscriptomes to link cyanobacteria bloom communities with environmental drivers #**ASM2015**

Heliyon @HeliyonJournal · Jun 2
Whatever field of #microbiology you're studying, your research is welcome at Heliyon #**ASM2015** heliyon.com



View photo

Joseph McPhee @JoeBMcPhee · Jun 2
Excited to hear some new developments in cellular decision making. #**ASM2015**

Kevin Scott Wilson @kevinswilson66 · Jun 2
Fischbach: Gut microbiota produce numerous thiopeptide antibiotics. Why? #**ASM2015**

Amanda Lyn Gunn @AmandaLynGunn · Jun 2
What can we do to prevent the loss of antibiotics as a critical therapeutic for our patients? – Michael A. Bachman #**ASM2015**

Samantha L Elliott @immunoprof · Jun 2
Final morning: beignets and a geocache! thanks for a great time NOLA! #**ASM2015** #geocaching





View photo

Chris @DrChrisKellogg · Jun 2
In the "Blooming Microbes" session this morning. Bring on the cyanobacterial

and viral goodness! #**ASM2015**

2 2

Symplur Hashtags @healthhashtags · Jun 2
Today's Healthcare Conferences: #ASCRS15 #ASCO15 #**asm2015** #ESABERLIN #ismrm15 #eHealth15 #HDPalooza #CAEP15 bit.ly/healthconf #hcsm

1

Kevin Scott Wilson @kevinswilson66 · Jun 2
Fischbach: Discovery of small molecules produced by human microbiota. One of my favorite talks at #**ASM2015**

1 2

Stanley Maloy @Typhi · Jun 2
Follow #ASMLive at #**asm2015** online at microbeworld.org/asmlive - Improving quality of craft beer (microbes affect everything!), live in 1 hr

9 3

Ion Torrent @iontorrent · Jun 2
#**ASM2015** Last Day for Posters - 2304, 2486, 2174

1

Victoria Pearson @VirusExplorer · Jun 2
After my charger died the first night here @illumina became my conference hero with this gift. #**ASM2015**



3 7 View photo

Amer. Soc. Micro. @ASMicrobiology · Jun 2
Hear Vanessa Sperandio, co-editor of ASM Press title EHEC, present on chemical signaling in #**asm2015** session 168 & buy the tome in booth 201

1 3

BioFire Diagnostics @BioFireDX · Jun 2
Thanks to everyone who came to the #BioFireDX event last night! We appreciate all your support! #**ASM2015**



3 4 View photo

Microbe_Mike @Microbe_Mike · Jun 2
Check out a talented undergrads work in the @VictorDiRita lab on the regulatory network of the sRNA tarA in V. cholerae #1888 10:45 #**ASM2015**

3 2

Diana Hernandez Ph.D @deray28 · Jun 2
Shoutout to @T2Bio for a great discussion panel on Candidemia diagnostics #**ASM2015**

1 1

Novartis Science @NovartisScience · Jun 2
It's our microbe world, you just live in it. This Twitter feed now belongs to bacteria! #**ASM2015** #antibiotics



View photo

1 9

Samantha L Elliott @immunoprof · Jun 2
Don't forget to check out #JMBE on ASMScience for your microbiology education needs. #**ASM2015**

4 4

Thermo Fisher @servingscience · Jun 2
Do your #labproducts make your life easier? They can certainly help. See smart technology at work #**asm2015** booth 237 ow.ly/NHIut

1 2

Thermo Scientific @thermosci · Jun 2
Do your #labproducts make your life easier? They can certainly help. See smart technology at work #**asm2015** booth 237 ow.ly/NHIue

Diana Hernandez Ph.D @deray28 · Jun 2
Students and Postdocs come have breakfast at the lounger. Room 264. #**ASM2015**

Psyche Systems @PsycheNews · Jun 2
Las day of #**asm2015** - Stop by our booth, 146, and learn all about our integrated laboratory software solutions!

Cell Host & Microbe @cellhostmicrobe · Jun 2
RT @CellPressNews: Check out the @cellhostmicrobe special issue on "The Host-#Microbiota Balance" at booth 410! #**ASM2015**

Novartis Science @NovartisScience · Jun 2
Which bacteriophage crushed it last night at #**ASM2015**? #ASMBuzzFeed

1 1

bioMérieux Inc. @biomerieux_inc · Jun 2
1 in 3 experience foodborne illness each year according to WHO. See our #foodsafety solutions #**ASM2015** booths 537, 745

2

Joe Dallas Moore @dallasmoore_joe · Jun 2
Poster #2248 today at 1045 #**ASM2015**. Come talk nano impacts on surf sdmt microb cmties, QIIME, PICRUSt, or sharing ride to airport at 2-230!

2 2

Quartzy @Quartzy · Jun 2
Good morning! We're at #**asm2015** bright and early. Today is our last day here so make sure to stop by the booth!





1 2 View photo

mSphere Journal @mSphereJ · Jun 2
#**ASM2015** @ASMicrobiology Watch for our new open access, pan-microbial sciences journal: mSphere @mSphereJ

5 3

Travis King @s_travis_king · Jun 2
@ASMicrobiology @WhiteHouse Will the #antimicrobialstewardship forum be archived online? If so, where? #**ASM2015**

3

BIOBASE @BIOBASE · Jun 2
At #**ASM2015**? Come by booth #371 to find out the latest on QIAGEN Sample to Insight solutions. fb.me/49lbJMKel

Diana Hernandez Ph.D @deray28 · Jun 2
River monster #neworleans #aquarium #**asm2015** #nofilter instagram.com/p/3bloemiRGD/

Synbiosis @TeamSynbiosis · Jun 2
@teamsynbiosis find the full range of automated colony counters and zone readers at stand 902 #**asm2015** #microbiology ow.ly/i/b6agE

View photo

CRM Edinburgh @crm_edinburgh · Jun 2
CRM papers contributed to development of this emerging field, subject of symposium at #**ASM2015** ow.ly/HyTZh ow.ly/HyUnT

Kevin Baumer @kpbaumer · Jun 2
@VirusExplorer Great haul, but your collection is missing something from @FrontiersIn. Last chance today at booth 108. 👍 #**ASM2015**

2

Portland Press @portlandpress · Jun 2
@carlzimmer Hope the #microbiome and hyperbolome talk went well at #**ASM2015**

View conversation

shigure @laing_02 · Jun 2
最近話を聞いた「ウンコ移植」。数年前すでに話題に成っていたのですねー。ime.or.jp/zakki/zakki069… #**ASM2015**
しかし・・・いくら他の部分はろ過してきれい！！　って、言われても他のヒトのウンコ喰らうのって勇気要るなーΣ(ﾟдﾟ;)

IScienceWriter @isciencewriter · Jun 2
Innovative Systems for Fast, Accurate Gel and #Westernblot Imaging on Booth 916 #**ASM2015** ow.ly/Ng3tv

bioMérieux SA @biomerieux · Jun 1
Fresh from #**ASM2015** Day 2 video bcove.me/kv2w10be As if u were there booths 537 & 745! & @BioFireDX booth 645. Drop in 2c us if there

2

Mark O. Martin @markowenmartin · Jun 1
Finally, my #BadAssResearchPosse bought me a drink and sent me off to my room. And so to bed, like Pepys. #**ASM2015**



2

View photo

Mark O. Martin @markowenmartin · Jun 1
Also some other @phylogenomics folk...but I'm fuzzy on names without name tags! Very kind to me, though #**ASM2015**







2

View photo

Mark O. Martin @markowenmartin · Jun 1



While walking with my former students down Bourbon Street, we ran into @jennomics & @davidacoil Nice folks! #ASM2015




2 4 View photo



Michael Andrew @mike868y · Jun 1
#ASM2015



Mark O. Martin @markowenmartin · Jun 1
Here are my former undergrad students (all grown up and successful) in their lab dinner shirts. #ASM2015



2 View photo



VignuzziLab @VignuzziLab · Jun 1
The virus gang at #Asm2015



3 5 View photo



AnonFatCat @AnonFatCat · Jun 1
RT @cupton1: #Science humor | Please fund my grant, please fund my grant #ASM2015 | @scoopit http://t.co/19WYru0v…



View photo

Liang Ge @geliang999 · Jun 1
Good night New Orleans! Such a lovely city. Looking forward to the last day tomorrow at #**ASM2015**



3

View photo

Jenna Morgan Lang @jennomics · Jun 1
@archaeal @LAHug_ @hhollandmoritz: "what does Brett Baker look like?" Me: "a star phylogeny" #**ASM2015**

2

View conversation

Sam Diaz-Munoz @evolcoop · Jun 1
Mucho mejor. Encuentro de boricuas e hispanos todo un éxito. #**ASM2015**



View photo

Jeff Gralnick @bacteriality · Jun 1
Ok ASM folks! Follow @TJVMajors @A_Achberger @nbryan5 they are cool kids follow them! #**ASM2015**

1

Samantha L Elliott @immunoprof · Jun 1
Packing. I don't envy TSA workers in convention cities. #reagents #**asm2015** #itsonlymedia



2

View photo

Cell Host & Microbe @cellhostmicrobe · Jun 1
RT @CellPressNews: Have you picked up Best of Cell Host & Microbe from Cell Press booth 410 yet? @cellhostmicrobe #**ASM2015** #CellPressASM

E.I @Twin285 · Jun 1

I came to #**ASM2015** and all I got was a lousy job. #WasteOfTime #Kidding

2 2

Brett Baker @archaeal · Jun 1
#**ASM2015** @LAHug_ yep

2

Samantha L Elliott @immunoprof · Jun 1
Meeting new people with common interests/backgrounds. #**ASM2015** #uncmicroimmuno



3

View photo

Davida Smyth @ProfSmyth · Jun 1
Don't forget to check out Fabiola @ asm, Tues 10:45, Exhibit Hall E, Poster 2149 !! #**ASM2015** #CityTechNews

1 1

View conversation

Dana Berry @danadoodleknits · Jun 1
A great taster from Crescent City brewery in Nola. #**asm2015** instagram.com/p/3aXfM9SSA1/

Diana Hernandez Ph.D @deray28 · Jun 1
Drinking with the otter #neworleans #aquarium #**asm2015** #riverwalk instagram.com/p/3aWSjviRHl/

Diana Hernandez Ph.D @deray28 · Jun 1
#riverwalk #**asm2015** #neworleans #aquarium instagram.com/p/3aVuPrCRGz/

Sarah Stoner @micromaniac1207 · Jun 1
Love it, so happy #**ASM2015**

Diana Hernandez Ph.D @deray28 · Jun 1
#aquarium #neworleans #**asm2015** #riverwalk instagram.com/p/3aVksfiRGq/

R A Scientist @CoquiTalksTrash · Jun 1
@markowenmartin even if I'm almost knocking myself unconscious? #**ASM2015**

View conversation

VignuzziLab @VignuzziLab · Jun 1
Preservation Hall jazz with our virology session. #**Asm2015**

Jesus Alvelo @JesusAlvelo · Jun 1
Catching up with friends at #**ASM2015** @supramuk





2 View photo

Illumina @illumina · Jun 1
Beignets at @CafeduMondeNOLA. Achievement unlocked! #**ASM2015**



2 7 View photo

Mary Kvitko @MaryKvitko · Jun 1
I know he's having a blast at #**ASM2015** in New Orleans but I'm ready for @KvitkoPhD to come home. Love you.

1

Chris @DrChrisKellogg · Jun 1
LOL RT @cupton1: #Science humor | Please fund my grant, please fund my grant #**ASM2015**



2 View photo

EleanorBoozevelt @ashtond14 · Jun 1
#**ASM2015** Day 1 Swag! #kicksomemass @shimadzussi @servingscience @Agilent @PerkinElmer @SCIEXnews @CaymanChemical



3 View photo

Seth Bordenstein @Symbionticism · Jun 1
1916 J. Bacteriology cover: "It is characteristic of science & progress that they continually open new fields to our vision"Pasteur #**ASM2015**

3 3



Joe James @JoeTCJ · Jun 1
While attending #**ASM2015** which is making great strides in gender representation, I'm sad this still needs be said.

> **Timothée Poisot** @tpoi
> Attention people: don't be that guy. twitter.com/broly_efnet/st…

1



Sam Diaz-Munoz @evolcoop · Jun 1
Calentando motores en el encuentro boricua en Barrel Proof 1201 Magazine #**ASM2015**



1

View photo



Caleb Ruiz-Jiménez @crjcaleb · Jun 1
#**asm2015** #neworleans2015 #phdstudentlife #BioFireParty #Aquarium instagram.com/p/3aMylEvUFi/



Larry Lynam @scopedbylarry · Jun 1
It was odd but when I type MERS into #**asm2015** app search it just freezes. What does this mean? Anyone know if there is a session on it?



Pics from NewOrleans @instaNewOrleans · Jun 1
Ghost bike in #neworleans best thing on ghost tour. #**asm2015** #ghosts #ghostsonbikes by mic… ift.tt/1KzDEep



View photo



Caleb Ruiz-Jiménez @crjcaleb · Jun 1
#**asm2015** #neworleans2015 #phdstudentlife #BioFireParty #Aquarium instagram.com/p/3aMBzDPUD-/



Caleb Ruiz-Jiménez @crjcaleb · Jun 1
#**asm2015** #neworleans2015 #phdstudentlife #BioFireParty #Aquarium instagram.com/p/3aL-N5vUD0/



Jenna Morgan Lang @jennomics · Jun 1
If you're walking down the 500 block of Bourbon Street, look up for #**ASM2015** geeks trying to throw beads at you. @illumina

2

Caleb Ruiz-Jiménez @crjcaleb · Jun 1



Caleb Ruiz-Jiménez @crjcaleb · Jun 1

#**asm2015** #neworleans2015 #phdstudentlife #BioFireParty #Aquarium instagram.com/p/3aL7tDvUDt/



Caleb Ruiz-Jiménez @crjcaleb · Jun 1

#**asm2015** #neworleans2015 #phdstudentlife #BioFireParty #Aquarium instagram.com/p/3aL4s4vUDp/



Caleb Ruiz-Jiménez @crjcaleb · Jun 1

#**asm2015** #neworleans2015 #phdstudentlife #BioFireParty #Aquarium instagram.com/p/3aL1MMPUDk/



Caleb Ruiz-Jiménez @crjcaleb · Jun 1

#**asm2015** #neworleans2015 #phdstudentlife #BioFireParty #Aquarium instagram.com/p/3aLthxvUDU/



James Kremer @JamesKrem · Jun 1

#**asm2015** local cuisine... Gator bites and crawfish... Yummm



View photo



Caleb Ruiz-Jiménez @crjcaleb · Jun 1

#**asm2015** #neworleans2015 #phdstudentlife #BioFireParty #Aquarium instagram.com/p/3aLrarPUDS/



Caleb Ruiz-Jiménez @crjcaleb · Jun 1

#**asm2015** #neworleans2015 #phdstudentlife #BioFireParty #Aquarium instagram.com/p/3aLpDvvUDP/



Caleb Ruiz-Jiménez @crjcaleb · Jun 1

Bellezas de la naturaleza, poner supuesto primordialmente Meli & Ive!
#**asm2015** #neworleans2015… instagram.com/p/3aLmdHPUDF/



Caleb Ruiz-Jiménez @crjcaleb · Jun 1

#**asm2015** #neworleans2015 #phdstudentlife #BioFireParty #Aquarium instagram.com/p/3aLbl-PUCq/



Poorani @poorani · Jun 1

"@illumina: Having fun throwing beads on Bourbon Street! #**ASM2015** " ;)





1 View photo

Caleb Ruiz-Jiménez @crjcaleb · Jun 1
Yermary, Ive, Meli, Ramón & Me

PhD Students Star!

#**asm2015** #neworleans2015 #phdstudentlife… instagram.com/p/3aLPm3vUCN/

:marimiya @marimiya_clc · Jun 1
Having good time at @Illumina event! Thank you!! #**ASM2015**



1 View photo

Caleb Ruiz-Jiménez @crjcaleb · Jun 1
#**asm2015** #neworleans2015 #phdstudentlife #BioFireParty #Aquarium
instagram.com/p/3aK20HPUBm/

Caleb Ruiz-Jiménez @crjcaleb · Jun 1
#**asm2015** #neworleans2015 #phdstudentlife #BioFireParty #Aquarium
instagram.com/p/3aK0IqPUBi/

Caleb Ruiz-Jiménez @crjcaleb · Jun 1
#**asm2015** #neworleans2015 #phdstudentlife #BioFireParty #Aquarium
instagram.com/p/3aKxmjvUBa/

Caleb Ruiz-Jiménez @crjcaleb · Jun 1
#**asm2015** #neworleans2015 #phdstudentlife #BioFireParty #Aquarium
instagram.com/p/3aKiQVvUA_/

Caleb Ruiz-Jiménez @crjcaleb · Jun 1
#**asm2015** #neworleans2015 #phdstudentlife #BioFireParty #Aquarium
instagram.com/p/3aKftrvUA8/

Caleb Ruiz-Jiménez @crjcaleb · Jun 1
#**asm2015** #neworleans2015 #phdstudentlife #BioFireParty #Aquarium
instagram.com/p/3aKcLqPUA2/

Caleb Ruiz-Jiménez @crjcaleb · Jun 1
#**asm2015** #neworleans2015 #phdstudentlife #BioFireParty #Aquarium
instagram.com/p/3aKZg-PUAz/

Caleb Ruiz-Jiménez @crjcaleb · Jun 1
#**asm2015** #neworleans2015 #phdstudentlife #BioFireParty #Aquarium
instagram.com/p/3aKXCFvUAy/

ワールド・フュージョン @World_Fusion · Jun 1
#**asm2015**　今開催しているASMに出展中です。日本語対応できます！！日本か

らお越しの方は是非お立ち寄りください ：）
（こんな感じのブースです）



View photo

IMMY @IMMY_tweets · Jun 1
MMSA IMMY Travel Award winner #4 Julia Kelly #CedarCrestCollege with IMMY CEO @seanbauman #**asm2015** #mycology



View photo

Kevin Scott Wilson @kevinswilson66 · Jun 1
Funny, reflective talk by @carlzimmer on germaphobia vs germaphilia, citizen perceptions of microbiology #**ASM2015** moby.to/jv1y19

IMMY @IMMY_tweets · Jun 1
MMSA IMMY Travel Award winner #3 Eric Lewis #TGenNorth with IMMY CEO @seanbauman #**asm2015** #mycology



View photo

Jenna Morgan Lang @jennomics · Jun 1
Thanks, @illumina for the lovely party. #**asm2015**

View conversation

IMMY @IMMY_tweets · Jun 1
MMSA IMMY Travel Award winner #2 Elizabeth Berkow #UofTennesseeHSC with IMMY CEO @seanbauman #**asm2015** #mycology



1 View photo

IMMY @IMMY_tweets · Jun 1
MMSA IMMY Travel Award winner #1 Chrissy Leopold-Wager #UTSA with IMMY CEO @seanbauman #**asm2015** #mycology



3 View photo

Illumina @illumina · Jun 1
Having fun throwing beads on Bourbon Street! #**ASM2015**



3 9 View photo

Lynne Lowry @llowry330 · Jun 1
Great discussion at the accelerate symposium #**asm2015**



Accelerate @AXDXNews
Join us 6:30-8:20 pm for a symposium on New Phenotypic Susceptibility Technology! bit.ly/1HVEFx7 #asm2015

1 1

DrBeach @DrBeach · Jun 1
Finishing my New Orleans trip with a Creole specialty: Mother's Jambalaya and Red Beans and Rice. Amazing. #**ASM2015**





2 View photo

Amer. Soc. Micro. @ASMicrobiology · Jun 1
#**ASM2015** Minority Mixer at 9:00 tonight in the Bissonet Room of the N.O. Marriott. Great networking and dessert. Don't miss out! ^hg

3

Illumina @illumina · Jun 1
A timely post for the #**ASM2015** crowd. From the Illumina blog: Cataloging the Microbes of the Mississippi River bit.ly/1daK8p6

2 1

Mark O. Martin @markowenmartin · Jun 1
And thanks to new friends, too! #**ASM2015**

2

Mark O. Martin @markowenmartin · Jun 1
So nice to see folks who have reached out to be supportive friends at #**ASM2015** @lappinscott @DrChrisKellogg @virome_girl @PMOrwin Thanks!

1 6

Greetchen Diaz @GreetDiaz · Jun 1
Thanks to all people who attended successful #asmenvivo at #**ASM2015**. Boston @ASMicrobiology 2016 there we go!!!!



3 4 View photo

Health & Biosciences @BakerCHB · Jun 1
Students at #**ASM2015**, check out #NTDChallenge 2
bakerinstitute.org/ntdchallenges-… #outreach #NTDawareness #globalhealth
Dr. Peter J. Hotez, Ellen Agler, Baker Institute and 7 others



4 5 View photo

Ryan Anderson @ryanbiofire · Jun 1
Come to #BioFiredx educational event at #**ASM2015** - Audubon Aquarium of the Americas New Orleans





1 View photo

Aunica Kane @AunicaKane · Jun 1
Antje Boetius has been on 47 sea trips (these total to 4 years at sea) #**ASM2015**

BioFire Diagnostics @BioFireDX · Jun 1
#BioFireDX Meet 'N Greet Event at the Aquarium of the Americas happening now! #**ASM2015** #NOLA



1 2 View photo

Srijak Bhatnagar @srijakbhatnagar · Jun 1
My first real astronaut!! @AstroMarshburn #kidatheart #**ASM2015**





2 View photo

Illumina @illumina · Jun 1
We are at Bourbon Vieux, It's 501 Rue de Bourbon... Apologies, the address in the conf book was incorrect. #**ASM2015**





1 1 View photo

Anna Blazier @annablazier · Jun 1
Also, how fitting to have an article on microbes & beer in the latest #ASMCultures for #**asm2015** in #NOLA !





1 2 View photo



Aunica Kane @AunicaKane · Jun 1
The fun is about to start! Entergy Theater @AudubonNature with Antje Boetius 'Deep Space, Ocean Life and Us' #**asm2015**



3 View photo



Anna Blazier @annablazier · Jun 1
I knew #TJ made his own wine but I didn't know he was also a homebrewer! The things you learn in #ASMCultures ! #**asm2015** #wahoowa

1



Jesse Noar @erbyfub · Jun 1
The first microbiologist going up to the space station is a woman! #**asm2015**

5 8



Microbiome @MicrobiomeJ · Jun 1
An actual, real-life microbiologist is training to go to the ISS! Kate Rubins from Connecticut is going up May 2016. #NASA #**ASM2015**

9 8



Srijak Bhatnagar @srijakbhatnagar · Jun 1
First microbiologist training to go up in space is a women. Yayyy!!! #stemwomen #girlswithtoys #**ASM2015**

2



Beth Orcutt @DeepMicrobe · Jun 1
thanks to all my #**asm2015** tweeps for sharing the excitement of the conference with those of us far away!

3

Illumina @illumina · Jun 1
It's on! Beads and bioinformatics. Bourbon Vieux, 501 Bourbon St. #**ASM2015**



1 19 View photo

Microbiome @MicrobiomeJ · Jun 1
Apparently it doesn't smell like a locker room on the ISS. - Tom Marshburn #NASA #**ASM2015**

Hannah H-M @hhollandmoritz · Jun 1
.@AstroMarshburn says that test-tubes are difficult to handle in space. (For those looking to design ISS experiments). #**ASM2015**
1

Hannah H-M @hhollandmoritz · Jun 1
.@AstroMarshburn: "Gravity is a wonderfully organizing force." #**ASM2015**
2 1

Hannah H-M @hhollandmoritz · Jun 1
.@AstroMarshburn: On space experimentation: Tablets are much easier to use in space than laptops. #**ASM2015**

Hannah H-M @hhollandmoritz · Jun 1
.@AstroMarshburn If fitness is maintained, human body recovers from changes of space. #**ASM2015**
1

Hannah H-M @hhollandmoritz · Jun 1
.@AstroMarshburn: To get back down: 20mph car crash into the desert. #**ASM2015**
1

Hannah H-M @hhollandmoritz · Jun 1
.@AstroMarshburn: A lot of radiation exposure on the ISS. #**ASM2015**

ASM @AUSSOCMIC · Jun 1
@torstenseemann This communication ambassador is currently tweeting from #**ASM2015** @ASMicrobiology. Struggling to keep up! Know who I am? ;)
View conversation

Hannah H-M @hhollandmoritz · Jun 1
.@AstroMarshburn: "In space, your wrinkles go away, which is kind of nice." #**ASM2015**
1 2

Hilary Lappin-Scott @lappinscott · Jun 1
Had loads of fun at #**ASM2015** tweet up this evening!

> **Joe James** @JoeTCJ
> @dirtygeew @SarahMicrobio @evolcoop @lappinscott @DrChrisKellogg @AmyMHz @GermJuggler @markowenmartin @PMOrwin @virome_girl #asm2015

3 7

Hannah H-M @hhollandmoritz · Jun 1
.@AstroMarshburn: Being in space feels like the blood pressure of putting your head btwn your legs. Also constant allergies #**ASM2015**
1

John harper @1958travels · Jun 1
@RenHotels #St.Louis - 14th floor suite ,, great room great gym #great #**ASM2015** #nervoustraveller





1 View photo

Noelle Bryan @nbryan5 · Jun 1
Astronauts performing over 300 different experiments on ISS - Mashburn #**ASM2015**

Jessie Myers @JessieMyers25 · Jun 1
CWSM forum and reception were great! So many inspiring people and so much good advice! #**ASM2015**

Hannah H-M @hhollandmoritz · Jun 1
.@AstroMarshburn: We use our clothes for 2 weeks at a time. Body odor on clothes not bad because cloth doesn't sit close to skin. #**ASM2015**

1

Ingenuity Web Apps @ING_SYS · Jun 1
At #**ASM2015**? Must visit booth #371 to learn more about #QIAGENBioinformatics solutions bit.ly/1I2ZLwa

1

Hannah H-M @hhollandmoritz · Jun 1
.@AstroMarshburn: the astronaut core has dwindled recently, it's now about the size of the Gemini days. #**ASM2015**

Dana Berry @DanaBerryBMC · Jun 1
I might be fan-girling a little hard right now. #**ASM2015**

> **Microbiome** @MicrobiomeJ
> And now it's time for a real astronaut. #ASM2015

1

Cassie Ettinger @casettron · Jun 1
.@AstroMarshburn now talking about research in space & life as an astronaut #**ASM2015**

2

Microbiome @MicrobiomeJ · Jun 1
And now it's time for a real astronaut. #**ASM2015**

1 3

Geertje van Keulen @DrGvanK · Jun 1
"@trevorcharles: Smith: in vivo re-assembly of 67 kb erythromycin pathway for combinatorial biosynthesis #**ASM2015**" @MaggieCMSmith

View conversation

Microbiome @MicrobiomeJ · Jun 1
How similar is the microbiome of the #ISS to clean rooms? Not at all. - Kasthuri Venkateswaran #**ASM2015**

1

Irene Newton @chicaScientific · Jun 1
@bacteriality @surt_lab @markowenmartin @Symbionticism keep the tweets coming! #wishiwasthere #**asm2015**

1 4

Amy M. Hurwitz @AmyMHz · Jun 1
And the rest! #**ASM2015**



> **Joe James** @JoeTCJ
> @virome_girl @daanspeth @katieashlie @JoeTCJ





Hannah H-M @hhollandmoritz · Jun 1
KV discussing how to determine if cells sampled by 16S are dead or alive using PMA. #**ASM2015**

1 2



Amy M. Hurwitz @AmyMHz · Jun 1
Lovely meeting the other #tweeples here at #**ASM2015**!



Mark O. Martin @markowenmartin
Tweet up with my #MicroTweeple. Note #MicrobialSupremacy buttons. #MyQuorum #ASM2015

1 3



Joe James @JoeTCJ · Jun 1
@dirtygeew @SarahMicrobio @evolcoop @lappinscott @DrChrisKellogg @AmyMHz @GermJuggler @markowenmartin @PMOrwin @virome_girl #**asm2015**

4



Cassie Ettinger @casettron · Jun 1
You can't just call 911 when you are in space, Kasthuri Venkateswaran discussing why its important to study ISS microbes #**ASM2015**

1



Noelle Bryan @nbryan5 · Jun 1
No calling 911 when on Mars. Must prevent forward contamination - Venkateswaran #**asm2015**

1



Kelly Wyres @KelWyres · Jun 1
@carlzimmer @illumina sounds like great talk at #**ASM2015** Maybe should be teaching kids in school science about #scicomm and interpretation??

1



Ameet Pinto @watermicrobe · Jun 1
Reading all the #**ASM2015** tweets from rainy Glasgow. Thnx @LAHug_ @daanspeth @DrJCThrash @jaytlennon & every1 else in NOLA 4 gr8 tweeting.

3



Noelle Bryan @nbryan5 · Jun 1
What are astronauts breathing and how does this impact crew health? Venkat #**ASM2015**



Chris Lopez @micro_clopez · Jun 1
Congratulations to the Finklestein award winners @ASMicrobiology #**asm2015**



Jenna Morgan Lang @jennomics · Jun 1
If you don't want to use spaceflight analogs to culture your pathogens, then you have obviously not heard CHeryl Nickerson speak. #**asm2015**

1 1



Hannah H-M @hhollandmoritz · Jun 1
Next up: Kasthuri Venkateswaran: on the microbial ecology of the ISS surfaces. #**ASM2015**

2 1



Mark O. Martin @markowenmartin · Jun 1
Tweet up with my #MicroTweeple. Note #MicrobialSupremacy buttons. #MyQuorum #**ASM2015**

1 5

Trina McMahon @quendi · Jun 1



Sad at home missing yet another awesome conference. Microbe-luving tweeps, keep the fun stuff coming so I can live vicariously! #ASM2015

3



mSystemsJ @mSystemsJ · Jun 1

Check out our new journal msystems.asm.org #asm2015 @ASMicrobiology

2



Amer. Soc. Micro. @ASMicrobiology · Jun 1

#asm2015 - Mark your calendar for ASM Microbe 2016, June 16–20, 2016 in Boston! Explore the full scope of the microbial sciences with ASM

8 6



MacVector Inc. @macvector · Jun 1

Last day of #ASM2015 tomorrow. Drop by our booth (366) to have a chat. Even if you're a seasoned user I'm sure we can give you a few tips!



Hannah H-M @hhollandmoritz · Jun 1

CN: effects of ion changes in media are exacerbated in space. #ASM2015



Microbiome @MicrobiomeJ · Jun 1

Salmonella is more virulent in space flight, but virulent genes are down regulated. Cheryl Nickerson #ASM2015 #ISS #NASA

2 1



Hannah H-M @hhollandmoritz · Jun 1

CN salmonella is more virulent under conditions of low-fluid shear. #ASM2015



Hannah H-M @hhollandmoritz · Jun 1

CN grew salmonella in spaceflight and changing fluid shear. #ASM2015



Heather Jackson @HuMJah · Jun 1

NASA, by funding microbial research in space, helps mimic the physiological conditions microbes experience in our bodies. #ASM2015

1



Hannah H-M @hhollandmoritz · Jun 1

CN: Why study pathogen responses to fluid shear? We are a series of pipes and plumbing. #ASM2015

1



Microbiome @MicrobiomeJ · Jun 1

"Space flight is just the next extreme environment to explore" - Cheryl Nickerson #NASA #ASM2015

2



kristindownie @kristindownie · Jun 1

why does anyone still use LB? RT @PMOrwin: My question - why does anyone who is not an undergrad plate environmental samples on lb? #ASM2015



Hannah H-M @hhollandmoritz · Jun 1

Next up at the ISS talks: Cheryl Nickerson talking about infectious disease mechanisms in spaceflight. #ASM2015

1



Tristy @TJVMajors · Jun 1

Oh yeah! Learning about doing microbiology in space! #ASM2015 #ISS

1



CellPressNews @CellPressNews · Jun 1

Now available on demand: Cell Press Webinar on Harnessing the Power of the #Microbiome #ASM2015 ow.ly/NCCym

1 1



Jason McDermott @BioDataGanache · Jun 1
Kinda confusing #**ASM2015** & #ASMS15 are @ same time. Good thing Am Soc of Mass Spec of Multiple Sclerosis Microbiology Sequelae is NEXT month

1



Justin Clark @jrclark_unc · Jun 1
I have to thank @ASMicrobiology for the opportunity to present in the Real Time Microbiology session! #**ASM2015**

1

View conversation



Ingenuity Web Apps @ING_SYS · Jun 1
Are you at #**ASM2015**? Stop by our Booth#371 and find out the latest about the #CLCGenomicsWorkbench, #IngenuityPathwayAnalysis.



Noelle Bryan @nbryan5 · Jun 1
Space for space. ISS overflow in rm 355 #**asm2015**



Mallori @lifewithani · Jun 1
Love love love being at #**asm2015**! Renewing my love for science with every session

1 1



kristindownie @kristindownie · Jun 1
yes! this--> RT @Read1000Lives: Gram - and Gram + bacteria: Doing the same thing, differently, for a billion years, or so.. #**ASM2015**



kristindownie @kristindownie · Jun 1
Robert Garry was speaking about #Ebola at #**asm2015**, I thought he was an arenavirus researcher, when did he switch?



Mark O. Martin @markowenmartin · Jun 1
Glad I still had #MicrobialSupremacy buttons for @trinity_lh Whew! 2 left. #**ASM2015**



1 10

View photo



Fabian Rivera-Chávez @FabianRChavez · Jun 1
Richard and Mary Finkelstein Award talks are happening now (4:45-5:15) in room 242 #**ASM2015**

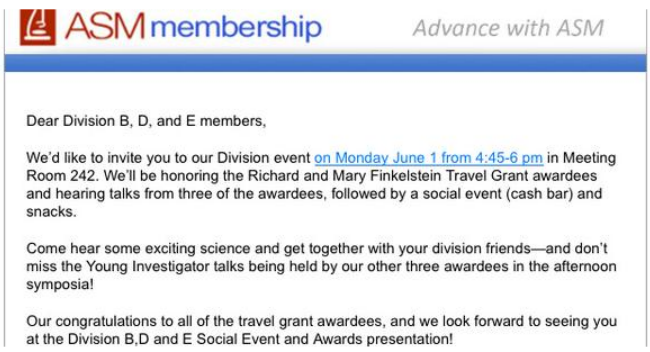
ASM membership Advance with ASM

Dear Division B, D, and E members,

We'd like to invite you to our Division event on Monday June 1 from 4:45-6 pm in Meeting Room 242. We'll be honoring the Richard and Mary Finkelstein Travel Grant awardees and hearing talks from three of the awardees, followed by a social event (cash bar) and snacks.

Come hear some exciting science and get together with your division friends—and don't miss the Young Investigator talks being held by our other three awardees in the afternoon symposia!

Our congratulations to all of the travel grant awardees, and we look forward to seeing you at the Division B,D and E Social Event and Awards presentation!

View photo



Jon Badalamenti @JonBadalamenti · Jun 1

@LAHug_ you're a speaker. And I want to meet you. I must be in the right place #**asm2015**



1 View photo

Cassie Ettinger @casettron · Jun 1
C. Mark Ott: Why does @NASA do microbiology? One of first reasons was to find out if safe to fly in space #**ASM2015**

3 3

Noelle Bryan @nbryan5 · Jun 1
People waiting to enter ISS session #**asm2015**



1 View photo

Dave Westenberg @GermJuggler · Jun 1
And the #MyFavoriteMicrobe winner is ... #LegionellaRap #**asm2015** docs.google.com/file/d/0B2f0-c…

1 2

Noelle Bryan @nbryan5 · Jun 1
No space for space. ISS research session is full and #**ASM2015** is looking for overflow area for people like me.

1

Amy M. Hurwitz @AmyMHz · Jun 1
@pathogenomenick Agreed! Fun to follow, but tough to decipher. Symposia-specific hashtags (or barcodes) would help. #**ASM2015**

View conversation

Aditi Sengupta @AditiSG · Jun 1
Houseful here at NASA talk about microbiology work at ISS! #**ASM2015**

Jenna Morgan Lang @jennomics · Jun 1
Standing room only at the NASA/JPL microbiology session. Microbes in spaaaace!! #**asm2015**

3

Heather Jackson @HuMJah · Jun 1
Squee! #**ASM2015** and we get to talk to NASA about microbiology in space & @AstroMarshburn. What a time to be a nerd!!!

Microbiome @MicrobiomeJ · Jun 1
Looking forward to learning about the microbiome of the built environment of the International Space Station! #**ASM2015**

2

Maria Davis @mcd_611 · Jun 1
@azurel3 great to meet you too! #**asm2015** bringing different disciplines together #microbiology #engineering

View conversation

Amy M. Hurwitz @AmyMHz · Jun 1
Fun poster session! Met the namesake/creator of the pcAb I use, an #aptamer researcher @FDAfood, & my @USC undergrad mentor! 😀 #**ASM2015**

1

Amer. Soc. Micro. @ASMicrobiology · Jun 1
#**asm2015** The spread waiting for you at the CSWM Reception. N.O. Marriott , Galerie 5. Going on until 6:30 pm. ^hg



3

View photo

Maria Davis @mcd_611 · Jun 1
Erica Hartmann: don't belive all the hype.#Microbiome #**ASM2015**

Amy M. Hurwitz @AmyMHz · Jun 1
Delicious hot boudin and brussel sprouts for a light lunch at the famous @CochonButcher in #NOLA. #**ASM2015**



2

View photo

Puritan @PuritanUSA · Jun 1
The 5th generation of the Puritan family stopped by ASM today to show his support. Thanks Baby Todd! #**ASM2015**



2

View photo

Jon Badalamenti @JonBadalamenti · Jun 1

@LAHug_: "Somewhere, something incredible is waiting to be known" #asm2015 #microbialdarkmatter

1 2

Ted Flynn @TedFlynn · Jun 1
For those not at #ASM2015, be sad. @elbrodie, @archaeal, @LAHug_ et al. *crushed it* at the Microbial Dark Matter session! #HighOnScience

1 5

Amer. Soc. Micro. @ASMicrobiology · Jun 1
Socialize with speakers and fellow #asm2015 attendees. Meet the Speakers Happy Hour - 4:45pm, Lobby F



View photo

Daan Speth @daanspeth · Jun 1
Comparative genomics time! #asm2015

2

Fangqiong Ling @azurel3 · Jun 1
@mcd_611 hi Maria nice meeting you at #asm2015

Mya Breitbart @virome_girl · Jun 1
.@Symbionticism makes @KlassenLab define "holobiome" which incorporated the external parts as well as holobiont #ASM2015

Maria Davis @mcd_611 · Jun 1
Great talk from @carlzimmer #kittyMicrobiome #poopparticles #toiletbeards #ASM2015

1 1

Daan Speth @daanspeth · Jun 1
NC10 probably not DAMO! @msmjetten #asm2015

Chris @DrChrisKellogg · Jun 1
Phone dying, but heading to #ASM2015 tweetup, Riverwalk, end nearest Conv Ctr, by Fat Tuesdays, 6/1 Mon 4:45-6pm. See you there!

4 2

Ramon Gomez Moreno @ramonology · Jun 1
#ASM2015 FDA-approved antibiotics? What about antibiotics produced by your own microbiota (second endocrine organ) Michael Fischbach, PhD

Fangqiong Ling @azurel3 · Jun 1
@ericamhartmann hi Erica great talk! Are you going to the "meet the speaker" at LobbyE? #asm2015

Daan Speth @daanspeth · Jun 1
.@LAHug_ highlights the 8 most abundant organisms in rifle sediment including NC10 and armatimonadetes #asm2015 @msmjetten

1

Currie-Lab Ants @Attacephalotes · Jun 1
@KlassenLab sharing his work on fungus-farming ants at #asm2015!



.@KlassenLab sharing his work on fungus-farming ants at #asm2015! #symbiosis #evolution

Jonathan Klassen



2 3 View photo



Santoro Lab @SantoroLab · Jun 1
Karl walks the fine line between thanking his sponsor and blaming them for changing ocean chemistry #**ASM2015**

2



James Kremer @JamesKrem · Jun 1
excellent talk by Michael Fischbach #**ASM2015**



Jon Badalamenti @JonBadalamenti · Jun 1
.@LAHug_ I read that as Dadadabacteria and immediately thought of this youtube.com/watch?v=jdccNA… #**asm2015** #ilovetheinternet

2



Mya Breitbart @virome_girl · Jun 1
.@KlassenLab - holobiome fitness is an emergent property of interactions bt members (which have diff Eco-evolutionary dynamics) #**ASM2015**

2 1



Paul Wigley @DrWigley · Jun 1
Dirk Bumann. a great overview of his imaging -based work on Salmonella. Important in understanding disease and antimicrobial use #**ASM2015**

CellPressNews @CellPressNews · Jun 1
How are #plasmid #DNA, #toxins, and effector #proteins transferred between #bacteria? #**ASM2015** ow.ly/NCDKs

1 1

Jon Badalamenti @JonBadalamenti · Jun 1
Woohoooo! ESOM! @LAHug_ #finally #**ASM2015**

1 1

Daan Speth @daanspeth · Jun 1
.@LAHug_ shows subsampling assembly affects phylogenetic composition of contigs #**asm2015**

SMK @SarahMicrobio · Jun 1
Ants sport Pseudocardia growing on their neck and backs to protect from pathogens: evolution, ecology or fashion? #**ASM2015** @KlassenLab

2

Horner Lab @TheHornerLab · Jun 1
Great session on RNA virus evolution and immune regulation at #**asm2015**! All of the talks were fantastic!

Chris @DrChrisKellogg · Jun 1
David Karl: the ocean's least productive regions may already be expanding #**ASM2015**

1

Quartzy @Quartzy · Jun 1
The storage area is right behind our booth, so grab your #quartzycards before you leave #**asm2015**

> **Amer. Soc. Micro.** @ASMicrobiology
> Pick up your poster! Posters left behind on boards or in the Poster Storage area will be discarded on the last day of #asm2015 ^lp

1

Daan Speth @daanspeth · Jun 1
.@LAHug_ switches to work she led herself on abundant, rather than small, organisms. Subsampling reads required. Looks for optimum #**asm2015**

1

Jessica Sieber @SyntrophySieber · Jun 1
Nitrosopumilales is quite a tongue twister! #**asm2015**

SCIEXOmics @SCIEXOmics · Jun 1
Get ready for tonight and join the #lipidyzer team at the SCIEX hospitality suite #**ASM2015**



1 View photo

Chris @DrChrisKellogg · Jun 1
David Karl: Next month will go on 273rd cruise to Station ALOHA - a Milestones in Microbiology site that will be designated in Nov #**ASM2015**

Horner Lab @TheHornerLab · Jun 1
DENV stem loop duplication is required for host switching - Andrea Gamarnik #**asm2015**



Jessica Sieber @SyntrophySieber · Jun 1
Too much work keeping up with the changes in the tree of life! #**asm2015**



Mya Breitbart @virome_girl · Jun 1
Ant fungus gardens have low bacterial diversity - niche specific, produce natural products, interact antagonistically @KlassenLab #**ASM2015**

4 1



Eoin Brodie @elbrodie · Jun 1
@LAHug_ introduces new phyla Woesearchaeota and Pacearchaeota #respect #pioneers #**ASM2015**

3 3



Jessica Sieber @SyntrophySieber · Jun 1
The tca cycle is not for everyone including the Woesearchaeota. #**asm2015**



Huub Bellemakers @HuubBellemakers · Jun 1
Die @daanspeth is allemaal mokerinteressante dingen die ik niet snap aan het tweeten vanaf #**asm2015**

2



Daan Speth @daanspeth · Jun 1
.@LAHug_ introduces woesearchaeota and pacearchaeota. also reduced genomes #**asm2015**

1



Ben Roller @ben_roller · Jun 1
These CRP bacteria only have a single copy of the rRNA genes, so massive insertions likely don't disrupt function @LAHug_ #**asm2015**

1



colin davidson @davidscj · Jun 1
Pallet (Warwick) sequence that sh*t out results in metagenomic retrospective ID of 2011 O104:H4 outbreak strain from patient sample #**ASM2015**



Cameron Thrash @DrJCThrash · Jun 1
There needs to be a whole ASM for re-treeing the Archaea. It's changed like three times just in this session #**asm2015**

16 25



jenniebartell @jenniebartell · Jun 1
.@annablazier gotta love android autocorrect... But I like the #**ASM2015** app note feature otherwise!

View conversation



Daan Speth @daanspeth · Jun 1
.@LAHug_ moves from ultrasmall cpr bacteria to the archaea in the same sample. 120 genomes this time #**asm2015**

1



kristindownie @kristindownie · Jun 1
this happened this afternoon, @BusyBlueEyes was taunting me from #**asm2015**

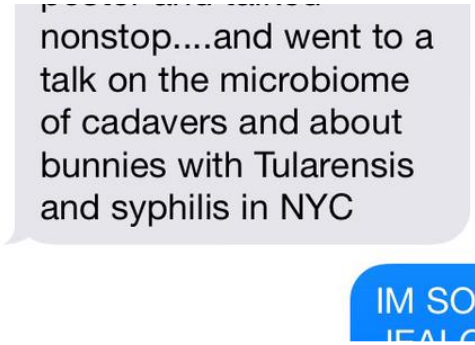

3 View photo

VignuzziLab @VignuzziLab · Jun 1
Dengue cycles b/w humans & mosquitoes by disrupting stem loop structure in untranslated region. Mosquito signature. A Gamarnik #**asm2015**
View conversation

Jon Badalamenti @JonBadalamenti · Jun 1
I should probably just shut up now. RT @SyntrophySieber: How many genomes do you have? Hug prolly has you beat at 797! #**ASM2015**
View conversation

Amer. Soc. Micro. @ASMicrobiology · Jun 1
Pick up your poster! Posters left behind on boards or in the Poster Storage area will be discarded on the last day of #**asm2015** ^lp
1

Cameron Thrash @DrJCThrash · Jun 1
#microbialdarkmatter #**asm2015** @LAHug_



3 10 View photo

Anna Blazier @annablazier · Jun 1
ATP dingbat, the new metabolite of interest @jenniebartell #**asm2015**

Ben Roller @ben_roller · Jun 1
Strange ribosomal genes and proteins in CRP bacteria from @LAHug_ #**asm2015** up to 3000bp insertions in 16S genes!
1

Jessica Sieber @SyntrophySieber · Jun 1
How many genomes do you have? Hug prolly has you beat at 797! #**ASM2015**

Jon Badalamenti @JonBadalamenti · Jun 1
Hold the phone, did @LAHug_ just say there are >250 CPR phyla?! #holyshit #BOOM #**asm2015**
1

Cassie Ettinger @casettron · Jun 1
.@KlassenLab discussing complex network of symbioses and interactions between leaf cutter ants, fungal gardens, Escovopsis & more #**ASM2015**

Daan Speth @daanspeth · Jun 1
.@LAHug_ ~800 Candidate phyla radiation (cpr) genomes. Cpr consists of 250 phyla. All share many characteristics #**asm2015**
1

Ion Torrent @iontorrent · Jun 1
Don't miss #**ASM2015** Poster #2304 Genome sequence analysis of Clostridium septicum. Tomorrow from 10:45-12
1

Jon Badalamenti @JonBadalamenti · Jun 1
Q for @LAHug_: how repetitive are your closed circular CP genomes? #**asm2015**



Daniel @Read1000Lives · Jun 1
Enjoyed a nice long #**ASM2015** lunch with Elio Schaechter today, so pleased to meet him in person finally...



Cameron Thrash @DrJCThrash · Jun 1
.@LAHug_ has 797 reconstructed metagenomes from the CPR #**asm2015**



Chris @DrChrisKellogg · Jun 1
David Karl: We're entering 2nd golden age of microbiology; new organisms, new physiologies & grand new view of microbes in ocean #**ASM2015**
6 4



Daan Speth @daanspeth · Jun 1
.@LAHug_ 3 topics: 1) bacterial candidate phyla radiation 2) archaeal genomes 3) dominant organism #**asm2015**



Aunica Kane @AunicaKane · Jun 1
Fischbach:genomes likely full of genes specif. to interaction w/ other species but we know little in this area due to monoculturing #**ASM2015**
2



Cameron Thrash @DrJCThrash · Jun 1
More novel phyla! Candidate Phylum Radiation includes TM6, OD1, OP11, TM7, etc. #**asm2015**
2



Thomas Sharpton @tjsharpton · Jun 1
MF: automates gene cluster identification using hidden markov models. Finds that genomes devote a lot to oligosaccharide products #**ASM2015**
3



Mya Breitbart @virome_girl · Jun 1
Parasites can destroy the fungal gardens, ants lose food. Ants overcome by assoc with antibiotic-producing bacteria @KlassenLab #**ASM2015**



ABX PharmD @ABXPharmD · Jun 1
The big question from #**ASM2015** is if our C. difficile assays are too sensitive.



Jon Badalamenti @JonBadalamenti · Jun 1
I really thought @LAHug_ was going to show some ESOM, but alas, today is not my lucky day #**asm2015** #wompwomp
1



Cameron Thrash @DrJCThrash · Jun 1
.@LAHug_ won't go in to binning here but solicits conversation about it at the speaker happy hour #**ASM2015**



Daan Speth @daanspeth · Jun 1
.@LAHug_ briefly introduces ggKBase ggkbase.berkeley.edu #**asm2015**
1



VignuzziLab @VignuzziLab · Jun 1
Andrea Gamarnik on the important role of the often neglected UTRs of dengue genome in jumping between insect to vertebrate hosts #**asm2015**
1



Thomas Sharpton @tjsharpton · Jun 1
Two challenges: 1. find metabolic gene pathways in a genome, 2. map the gene cluster in the molecule #**ASM2015**



Cameron Thrash @DrJCThrash · Jun 1
I think @LAHug_ just put up a figure with ten thousand genomes #**ASM2015**

1 2

Thomas Sharpton @tjsharpton · Jun 1
MF instead uses a reverse genetics approach to identify novel molecules an increase discovery rate. #**ASM2015**

1

Dana Berry @DanaBerryBMC · Jun 1
Daptomycin! My mom worked on that! Michael Fischbach at #**ASM2015**

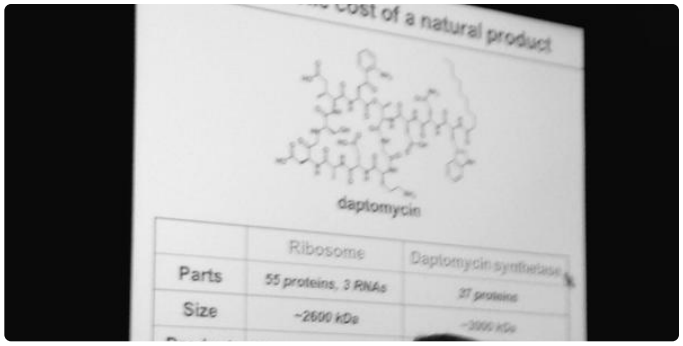

View photo

Daan Speth @daanspeth · Jun 1
.@LAHug_ talking about using metagenomics to generate hypotheses on new microbial metabolisms #**asm2015**

1 1

Thomas Sharpton @tjsharpton · Jun 1
FB estimates that there are 750 molecule-to-genes maps that exist that were discovered with forward genetics #**ASM2015**

Eoin Brodie @elbrodie · Jun 1
@LAHug_ identifying new microbial players in important biogeochemical processes. #**ASM2015**



View photo

1

ASM @AUSSOCMIC · Jun 1
FDA now has authority to make companies recall contaminated food. Surprised they didn't previously! #**asm2015**

4 3

sarah gw @dirtygeew · Jun 1
David Karl 1987 12 divisions of bacteria! Wow things have changed #**ASM2015**

1

Jennifer Gardy @jennifergardy · Jun 1
Here's @mjpallen's Acinetobacter outbreak paper: genomemedicine.com/content/6/11/70 and our accompanying commentary: genomemedicine.com/content/6/11/1… #**ASM2015**

1 2

Mya Breitbart @virome_girl · Jun 1
Leaf cutting ants grow fungal gardens to eat, so do many other ants @KlassenLab #**asm2015**

David Coil @davidacoil · Jun 1
Fischbach showing that 2% of the entire Staph genome goes to daptomycin production. Must be good reason. #asm2015

1 2

Cameron Thrash @DrJCThrash · Jun 1
Now @LAHug_ discussing novel forms of metabolism from uncultivated organisms #ASM2015

2

Julie Huber @JulesDeep · Jun 1
Closing out this afternoon's session is @LAHug_ speaking about reconstructed genomes of uncultivated phyla #ASM2015

2

Thomas Sharpton @tjsharpton · Jun 1
MF: Daptomycin is encoded by 2% of the genes in some genomes. Why would a genome dedicate such resources to one product? #ASM2015

Joe James @JoeTCJ · Jun 1
Excited for my last talk for the day, @LAHug_ presents! #asm2015

1

Victoria Pearson @VirusExplorer · Jun 1
Gotta love all the free goodies! #ASM2015



View photo

Julie Huber @JulesDeep · Jun 1
go check out Roland's talk at his website environmental-microbiology.com #ASM2015

2

Jon Badalamenti @JonBadalamenti · Jun 1
Winding up the afternoon session it's @LAHug_ unearthing microbial dark matter and diversity #asm2015 #imexcited

Thomas Sharpton @tjsharpton · Jun 1
Next up, Michael Fischbach - Interested in understanding how microbes interact with each other, and natural product discovery #ASM2015

1

John Manford @manfordou · Jun 1
Every hour counts! Time to effective therapy in septic shock. 7.6% decrease in survival for every hour of delay. #ASM2015

Jennifer Gardy @jennifergardy · Jun 1
Want to see @mjpallen's #ASM2015 genomic fundamentalism slide? Here it is from its legendary appearance @ #SAMG12:

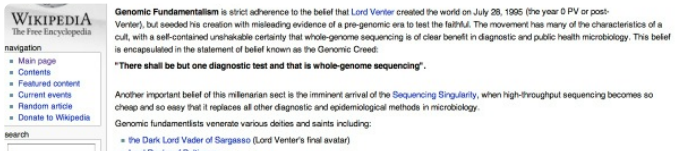
WIKIPEDIA
The Free Encyclopedia

navigation
- Main page
- Contents
- Featured content
- Current events
- Random article
- Donate to Wikipedia

search

Genomic Fundamentalism is strict adherence to the belief that Lord Venter created the world on July 28, 1995 (the year 0 PV or post-Venter), but seeded his creation with misleading evidence of a pre-genomic era to test the faithful. The movement has many of the characteristics of a cult, with a self-contained unshakable certainty that whole-genome sequencing is of clear benefit in diagnostic and public health microbiology. This belief is encapsulated in the statement of belief known as the Genomic Creed:

"There shall be but one diagnostic test and that is whole-genome sequencing".

Another important belief of this millenarian sect is the imminent arrival of the Sequencing Singularity, when high-throughput sequencing becomes so cheap and so easy that it replaces all other diagnostic and epidemiological methods in microbiology.

Genomic fundamentists venerate various deities and saints including:

- the Dark Lord Vader of Sargasso (Lord Venter's final avatar)

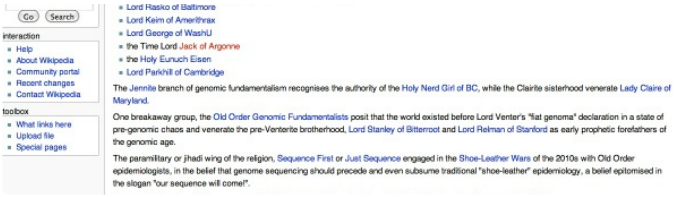

5 10 View photo

Daan Speth @daanspeth · Jun 1
RH: sorting and sequence based screening hints at anme-verrucomicrobial consortium under ch4/so4 conditions (i think) #**asm2015** @msmjetten

Mya Breitbart @virome_girl · Jun 1
Next up @KlassenLab looking at interactions between partnership members and impacts on host fitness #**ASM2015**

David Coil @davidacoil · Jun 1
Glad to catch Michael Fischbach talking since I missed him at UC Davis a few weeks ago. "Small molecules from the human microbiota" #**asm2015**
3 1

Chris @DrChrisKellogg · Jun 1
David Karl: recognizes session organizers Antje Boetius & Russell Hill who were just inducted into American Academy of Microbiology #**ASM2015**
3

Laura Hug @LAHug_ · Jun 1
Ok, I'm up. No more twittering for me. #**ASM2015**
3

Cassie Ettinger @casettron · Jun 1
Moths and sloths, oh my! Cool and strange talk by Kim Dill-McFarland on moth/sloth symbiosis #**ASM2015**
1

Laura Hug @LAHug_ · Jun 1
RH: shows aNME can team up with very different SRB partners. One per aggregate, but not obligate. #**ASM2015**

Daan Speth @daanspeth · Jun 1
RH: 50 single cell genomes from activity labeled anme-srb consortium by the end of summer #**asm2015** @msmjetten

ABX PharmD @ABXPharmD · Jun 1
Executive order goal is to have Antimicrobial Stewardship in ALL acute care hospitals by 2020. Jump in micro folks. Dr. Keith Kaye #**ASM2015**

Mark O. Martin @markowenmartin · Jun 1
@DillMcfarland I think the "sloth moth" tongue twisters remind me of Dr. Seuss. You did a FAB job, KP. #**ASM2015**

Laura Hug @LAHug_ · Jun 1
RH: translationally-active consortia targeted for sequencing - 50 done by end of summer. #**ASM2015**
1

Mya Breitbart @virome_girl · Jun 1
Sloths and moths, many tongue-twisters in this session #**ASM2015**
1 2

SMK @SarahMicrobio · Jun 1
"Do all of the sloths' moths look the same (in terms of bacterial community?" K. McFarland #**ASM2015** @Stephinging



Julie Huber @JulesDeep · Jun 1
Genomics of translationally active cells. TOO COOL. #**ASM2015**

1 3



CellPressNews @CellPressNews · Jun 1
#Signaling and sensory adaptation in Escherichia coli #chemoreceptors #**ASM2015** ow.ly/NCEGv

2 1



Thomas Sharpton @tjsharpton · Jun 1
Identified inverse correlation b/t Lactobacillus isolates and IDO1 (right?). IDO does not imipact Lacto growth in culture #**ASM2015**



Amer. Soc. Micro. @ASMicrobiology · Jun 1
Use E-Central to access the CE Portal; E-Central terminals are located by the La Nouvelle Orleans Ballroom. #**asm2015** ^lp

1



Hannah H-M @hhollandmoritz · Jun 1
IVC Fecal lactobacillus abund. correlates with IDO1 activity. #**asm2015**



Laura Hug @LAHug_ · Jun 1
RH: 'I hate bar graphs. I've just written it out.' And it was effective. #**ASM2015**

2 2



Samantha L Elliott @immunoprof · Jun 1
I want one of these #**ASM2015**



1 View photo



Horner Lab @TheHornerLab · Jun 1
Predicting evolution trajectories of Chikungunya virus in mosquitoes. Possible future mutations in nature? @VignuzziLab #**asm2015**

2 7



Jennifer Gardy @jennifergardy · Jun 1
At #**ASM2015**, @mjpallen is introduced as a Genomic Fundamentalist, and uses his classic Wiki slide, featuring myself and @gilbertjacka.

3 6



Daan Speth @daanspeth · Jun 1
Nice, only 2% of generation time needed. Tags growing e coli in 30 sec! #**asm2015**



Morgan Langille @BetaScience · Jun 1
Just changed sessions especially for @LAHug_ talk. Better be good ;) #**ASM2015**

1



Thomas Sharpton @tjsharpton · Jun 1
Ivan profiled gut microbiome composition before and after infection. Finds a pronounced depletion in Lactobacilli during infection #**ASM2015**

1



Eoin Brodie @elbrodie · Jun 1
Roland Hatzenpichler-new method captures new proteins using non-canonical amino acids/Click chem.#ASM2015



2 View photo



Hannah H-M @hhollandmoritz · Jun 1
IVC: Previously: microbiome disruption in HIV associated w/ IDO1 activity. Now: search for microbes that mitigate this disruption? #asm2015

1



Daan Speth @daanspeth · Jun 1
RH: used Copper dependent click chemistry to tag proteins with unnatural amino acids (methionine analog). Works w all systems #asm2015

1 1



Laura Hug @LAHug_ · Jun 1
RH: BONCAT generally applicable, no taxonomic or metabolic bias, need 2% of generation time, links function and ID. #ASM2015

1 1



John Manford @manfordou · Jun 1
Key members of the Antimicrobial Stewardship Team includes the Microbiologist- Keith Kaye #ASM2015

2 1



clotilde Teiling @chloe46037 · Jun 1
KDM is looking at the microbiome of the sloth, the moth, an algae and the feces of the sloth. #asm2015



Paul Orwin @PMOrwin · Jun 1
Complex cycle of microbes thru system w moths sloth feces, gut and algae in fur #asm2015



Cameron Thrash @DrJCThrash · Jun 1
Roland Hatzenpichler describing click chemistry to identify translationally active proteins. Says can be used on all bugs #ASM2015

3



Jon Badalamenti @JonBadalamenti · Jun 1
Inspired by @bacteriality: @DrJCThrash on @archaeal's Thorarchaeota #asm2015



4 13 View photo



Samantha L Elliott @immunoprot · Jun 1
Morpholinos are pretty freaking awesome #**ASM2015**



MicrobeWorld @MicrobeWorld · Jun 1
Watch An Epidemiological Survey of Toothbrush Contamination in Communal Bathrooms #**ASM2015** #ASMLive youtu.be/pqcCkTolCkQ?a

4



Cassie Ettinger @casettron · Jun 1
Kim Dill-McFarland: Two toed sloths have different gut microbes than three toed moths likely due to moth symbiosis #**ASM2015**



Jenna Morgan Lang @jennomics · Jun 1
Who is actually DOING what in environmental samples? With Roland Hatzenpichler's bioorthogonal non-canonical amino acid tagging. #**ASM2015**

1



Mark O. Martin @markowenmartin · Jun 1
Former undergrad student @DillMcfarland, now a PhD student at Madison, talking sloth microbiota. #ProudProf #**ASM2015**





1 3 View photo



Julie Huber @JulesDeep · Jun 1
Roland Hatzenpichler from @Caltech is talking about BONCAT click chemistry for amino acid tagging in the environment.#**ASM2015**

1



John Manford @manfordou · Jun 1
Antimicrobial Stewardship is about QUALITY outcomes - Keith Kaye #**ASM2015** #SaveABX

1 2



Laura Hug @LAHug_ · Jun 1
RH: use of bio orthogonal non-canonical aas, which are only incorporated in new proteins - click chem allows labeling. #**ASM2015**

1 1



clotilde Teiling @chloe46037 · Jun 1
Kim Gill-McFarland is teaching us about the 3 toed sloth symbiosis with a moth. #**asm2015**



View photo



Paul Orwin @PMOrwin · Jun 1

Very odd system with moths and sloths (and bacteria oh my) #asm2015 cool stuff!

1

Thomas Sharpton @tjsharpton · Jun 1
Ivan's hypothesis: HIV causes persistent shift in composition of the gut microbiome that contributes to HIV disease progression #ASM2015

1

Julie Huber @JulesDeep · Jun 1
Roland is an @deepbiosphere postdoctoral fellow and the organizer of this mornings (R)evolutionary cross talk session. #ASM2015

Cassie Ettinger @casettron · Jun 1
Kim Dill-McFarland: Sloths have diverse gut community & cannot digest things themselves bc have pseudo rumen #ASM2015

1

SMK @SarahMicrobio · Jun 1
Despite old superstitions about handling frogs, some have skin microbiomes harboring bacteria that protect them from disease #ASM2015

1 1

Daan Speth @daanspeth · Jun 1
Roland Hatzenpichler introducing non natural amino acid tagging of environmental samples. Makes use of substrate promicuity #asm2015

1

Nicole Abreu @nangelina · Jun 1
Ivan making his mark on #asm2015



2

View photo

Thomas Sharpton @tjsharpton · Jun 1
Ivan describes model for etiology of HIV immune activation, includes microbial translocation feeding back on increase inflammation #ASM2015

1 1

Laura Hug @LAHug_ · Jun 1
RH: consortia grow incredibly slowly (doubles in months to years). Needed way to look at activity: BONCAT! #ASM2015

1 2

Colette Ngo Ndjom @cngondjom · Jun 1
Had a great time presenting at #ASM2015! Thank you @ASMicrobiology for the umbrella, it was a savior during yesterday's showers!

1 5

Jessica Sieber @SyntrophySieber · Jun 1
Tiny! Tiny! -30 kj/mil gets you half an atp, that's not chump change. #ASM2015

1

colin davidson @davidscj · Jun 1
Pamer: the future involves correlating changes in microbiota with clinical events #ASM2015

Paul Orwin @PMOrwin · Jun 1

Kim dill mcfarland on sloth microbiome. Former student of @markowenmartin #ASM2015 now doing cool stuff at Madison

Joint Genome Inst. @doe_jgi · Jun 1
4pm Mtg Rm 245: Laura Hug @UCBerkeley: Reconstructed uncultivated phyla #genomes & novel metabolism forms bit.ly/1AGSnnq #ASM2015
1 1

Cassie Ettinger @casettron · Jun 1
Kim Dill-McFarland: Talking sloth microbes! #ASM2015
1 2

Laura Hug @LAHug_ · Jun 1
RH: methane seeps, see anaerobic oxidation of methane. Catalyzed by consortia of ANME and SRB. #ASM2015

Thomas Sharpton @tjsharpton · Jun 1
Now up: Ivan Vujkovic-Cvijin on Host-Microbiome Dynamics During SIV Infection. I met him at while at UCSF - *very* talented student #ASM2015
1 1

David Baltrus @surt_lab · Jun 1
.@DrJCThrash does the #ASM2015 app have an automatic meme generator? It should...(wink wink #asm2016)
1 1
View conversation

Laura Hug @LAHug_ · Jun 1
Now Roland Hatzenpichler on identifying active expression in cells. (I missed his title, but this is click chemistry). #ASM2015
1

Jennifer Gardy @jennifergardy · Jun 1
Ha! At #ASM2015 someone showed some data and another person's Siri went off in the crowd, saying "Sorry, I don't know what you just said".
1 11

Mark Pallen @mjpallen · Jun 1
#ASM2015 polyamine transport and vitamin B pathways seem protective

Laura Eme @eme_laura · Jun 1
.@archaeal following with anxiety tweets about #thorachaeota #ASM2015
2

Cameron Thrash @DrJCThrash · Jun 1
Whoa. #asm2015



5 7
View photo

Thomas Sharpton @tjsharpton · Jun 1
Sun notes that genome completion is measured by single copy genome markers and expected genome size #ASM2015
1

Jennifer DeBruyn @JennDeBruyn · Jun 1
Thorarcheae meets Lokiarchaea... #ASM2015



Caleb Ruiz-Jiménez @crjcaleb · Jun 1
Lousiana Train, en ruta a no se donde! 😂
#**asm2015** #neworleans2015 #phdstudentlife instagram.com/p/3Zosw3PUGX/



Mark Pallen @mjpallen · Jun 1
#**ASM2015** Pamer has looked at microbiota in colitis after monoclonal treatment of melanoma. Bacteroidetes are protective and prevotella bad



Jon Badalamenti @JonBadalamenti · Jun 1
What?! No ESOM?! I'm outta here @archaeal #**asm2015**

4



Paul Orwin @PMOrwin · Jun 1
Found different communities so pathogen may cause shift #**ASM2015**



Hannah H-M @hhollandmoritz · Jun 1
Cox: Increase in abundance of non-lactobacilli near delivery in some subjects. #**asm2015**

1



Laura Hug @LAHug_ · Jun 1
.@archaeal Thorarchaeota genome shows metabolic versatility, S reduction. #**ASM2015**



Thomas Sharpton @tjsharpton · Jun 1
Sun sees variability in some samples in less common pathways, now looking to link pathways to specific genomes #**ASM2015**



Daan Speth @daanspeth · Jun 1
.@archaeal showin thorarcheota and the 2 domains of life. #ichbineinarchaeon #**asm2015**

2 3



Jeff Gralnick @bacteriality · Jun 1
Well that didn't take long! @archaeal describing Thorarchaeota, which beats Lokiarchaeota #**asm2015**

1 4



Paul Orwin @PMOrwin · Jun 1
Compare chytrid naive site to endemic site w resistant frog #**ASM2015**



Janani Hariharan @jananiharan · Jun 1
You've got to give it to us microbial ecologists - Thorarchaeota, Lokiarchaeota, Bowtie, Cufflinks, TopHat and PICRUSt? Nerdvana. #**ASM2015**

3 3



Jessica Sieber @SyntrophySieber · Jun 1
Lokiarchaeota and Thorarchaeota, where is my archaea comic book! #**ASM2015**

2 3



Laura Hug @LAHug_ · Jun 1
.@archaeal previews the Thorarchaeota- closer relative to Euks than the recently described Lokiarchaeota. Mono phyletic with Euks. #**ASM2015**

10 7



Cameron Thrash @DrJCThrash · Jun 1
.@archaeal is announcing a new group that is monophyletic and in between Lokiarchaea and Eukaryotes #**ASM2015**

13 9



Srijak Bhatnagar @srijakbhatnagar · Jun 1
Cox describes Assembly based metagenome analysis from Jill banfields lab: ggKbase #**ASM2015**

Thomas Sharpton @tjsharpton · Jun 1
Limiting to pathways shared by 6-9 subjects sees many more variable pathways. #ASM2015

2

Mark Swanson @mammalgutz · Jun 1
Rebollar: frog skin is enriched in bacterial species which are rare in the environment #ASM2015

Thomas Sharpton @tjsharpton · Jun 1
Sun looked at relative abundance of KEGG pathways across samples, limited to pathways shared across subjects. #ASM2015

1

Jeff Gralnick @bacteriality · Jun 1
Well @archaeal et al. are finding so many new groups they started using Chinese characters. Or it's a Mac to PC thing. Not sure. #ASM2015

1 5

Cameron Thrash @DrJCThrash · Jun 1
Hold on to your butts people, @archaeal just mentioned Thorarchaea. Remember that time when they found Lokiarchaea? #ASM2015

14 22

Laura Hug @LAHug_ · Jun 1
.@archaeal obtained genomes from 17 previously not sequenced phyla in Archaea. MCG phyla capable of cellulose deg. and CO2 fix'n. #ASM2015

1 3

Samantha L Elliott @immunoprof · Jun 1
Trivia fun with Qiagen. #asm2015

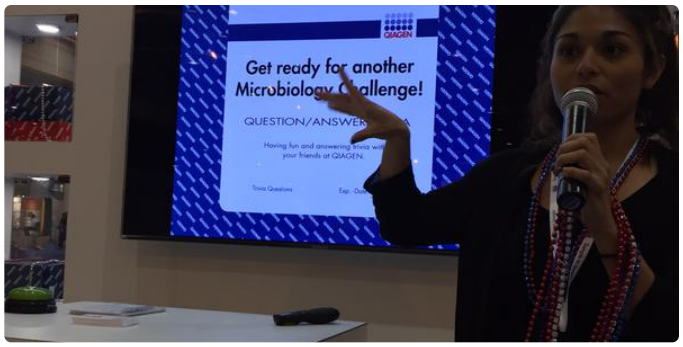

View photo

Mark Swanson @mammalgutz · Jun 1
Rebollar: sampled frog skin from 5 species in Panama and compared to environmental samples. Skin was significantly distinct #asm2015

S. Strycharz-Glaven @SGlaven · Jun 1
@JulesDeep @carlzimmer And it likes to live on biocathodes #asm2015 @ben_roller

View conversation

Paul Orwin @PMOrwin · Jun 1
Riparian (near water) arboreal (tree), terrestrial (ground) compared to env sample #ASM2015

colin davidson @davidscj · Jun 1
Pamer (MSKCC): antibiotics use increases bacterial domination & resistance in the microbiota in blood stem transplant patients #ASM2015

Mark Pallen @mjpallen · Jun 1

#ASM2015 stem cell transplant patients can be stratified by microbiota diversity; high diversity correlates with survival in Kaplan Meier



Hannah H-M @hhollandmoritz · Jun 1
Sun gives shout-out to ggKbase (ggkbase.berkeley.edu) from the Banfield lab. #asm2015



Mya Breitbart @virome_girl · Jun 1
Typically think of lysogeny as hiding out in bad times, @CynthiaBSilveir shows high bacterial growth rates decrease VBR #ASM2015



Paul Orwin @PMOrwin · Jun 1
Look at skin microbes from diff species and sites #ASM2015



Laura Hug @LAHug_ · Jun 1
.@archaeal ability to degrade organic carbon is widespread in sediment bacteria. Many are acetate producers #ASM2015



Thomas Sharpton @tjsharpton · Jun 1
To assess genome completeness, looked at single copy genes and genome size. Reconstructed 96 genomes, 20 of which are complete. #ASM2015



Thomas Sharpton @tjsharpton · Jun 1
Sun describing metagenome analysis, which is assembly driven (ggKbase) #ASM2015



Cameron Thrash @DrJCThrash · Jun 1
One billllllion metagenomes #pinkytomouth #ASM2015



Nick Loman @pathogenomenick · Jun 1
Attempting to demultiplex #asm2015 parallel session feed is taxing the ol' noggin'



Joint Genome Inst. @doe_jgi · Jun 1
3:45pm, Mtg Rm 245 at #ASM2015: @Caltech Click #chemistry mediated amino acid tagging to ID #methane seep consortia bit.ly/1AGRI5G



Paul Orwin @PMOrwin · Jun 1
Frog species that aren't susceptible to pathogens. Adaptive immunity, innate and skin bacteria #ASM2015



Cameron Thrash @DrJCThrash · Jun 1
.@archeal is pulling out genomes from totally novel groups like WOR-1, 2, and 3 #ASM2015



Mark Pallen @mjpallen · Jun 1
#ASM2015 ncbi.nlm.nih.gov/m/pubmed/22718…. Metronidazole is bad trigger for VRE domination



Laura Hug @LAHug_ · Jun 1
.@archaeal genome reconstruction for three novel phyla from White Oak River estuary sediment. #ASM2015



Mya Breitbart @virome_girl · Jun 1
But don't forget lysogeny! In more impacted reefs with higher bacterial abundance, temperate phage are more abund @CynthiaBSilveir #ASM2015



Thomas Sharpton @tjsharpton · Jun 1
Sun had 10 women self-collect samples weekly over course of pregnancy, focusing here on vaginal, stool, and saliva samples #**ASM2015**

2 1



ASM @AUSSOCMIC · Jun 1
Presence of EcO15:H7 alters microbiota of fruits and vegetables. #**ASM2015**

1



Liang Ge @geliang999 · Jun 1
Stop by the ASM Microbe 2016 photo wall to get your shot today. #**ASM2015**



View photo



Mark Swanson @mammalgutz · Jun 1
Listening to Eria Robollar talk about her work on amphibian skin microbiota #**ASM2015**



Laura Hug @LAHug_ · Jun 1
.@archaeal offhandedly mentions his metagenome was 1 billion reads. I think. A lot of decimals in there. #**ASM2015**

1



Paul Orwin @PMOrwin · Jun 1
Now frogs! Bacteria on frog skin as mech to protect against chytrid disease #**ASM2015**



Thomas Sharpton @tjsharpton · Jun 1
Used 16S and shotgun metagenomic analysis in conjunction with transcriptomics and metabolomics to explore interactions #**ASM2015**

1 1



Cameron Thrash @DrJCThrash · Jun 1
.@archeal assembly of hundreds and even thousands of genomes from metagenomic data is now possible #fascinatingmodernworld #**ASM2015**

4 6



Mark Pallen @mjpallen · Jun 1
#**ASM2015** Pamer now monitoring gut microbiota at scale following stem cell transplant. Can cluster patients into "states of domination".



Mya Breitbart @virome_girl · Jun 1
Above corals viral abund doesnt scale up at the same pace as bacterial abundance. Decreased VBR with inc bacteria @CynthiaBSilveir #**ASM2015**

1



Eoin Brodie @elbrodie · Jun 1
Brett Baker @archaeal - The known unknowns of microbial diversity! #**ASM2015**





2 1 View photo



Daan Speth @daanspeth · Jun 1
.@archaeal showing trees illustrating enormous microbial diversity #asm2015



Thomas Sharpton @tjsharpton · Jun 1
Sun is looking at the variation and role in the vaginal microbiome over the course of pregnancy #ASM2015



Hannah H-M @hhollandmoritz · Jun 1
Everyone in this session is talking about their "preliminary results" after @carlzimmer's comments about slow-science. #asm2015

1



Srijak Bhatnagar @srijakbhatnagar · Jun 1
Christine Sun on Role of microbiome during pregnancy #ASM2015

1



Thomas Sharpton @tjsharpton · Jun 1
Conflicted between @archaeal and Sun's conflicting talks. Glad others are covering Brett's great work #ASM2015

2



Rob Edwards @linsalrob · Jun 1
@CynthiaBSilveir knocking it out the park with the piggyback the winner hypothesis #ASM2015



1 View photo



Cameron Thrash @DrJCThrash · Jun 1
.@archaeal is up and showing his awesome trees from the microbe article #ASM2015

1



Thomas Sharpton @tjsharpton · Jun 1
Now: Christine Sun from David Relman's lab: Metagenomic analysis reveals inter individual variability in the vaginal microbiome. #ASM2015



Sandra @Sandyrosey · Jun 1
#ASM2015 all over my time line. Aargh! I'm suffering from #FOMO #SouthAfrica



Mark Pallen @mjpallen · Jun 1
#ASM2015 VRE colonises before infecting.
ncbi.nlm.nih.gov/m/pubmed/21099…. But this is old paper.



Paul Orwin @PMOrwin · Jun 1
Heres a starting pt onlinelibrary.wiley.com/doi/10.1111/j.… #ASM2015



Laura Hug @LAHug_ · Jun 1
Now up @archaeal on genomics of novel phyla in sediments. Ocean sediment rather than terrestrial, which I'll get into! #**ASM2015**

1 1



Larry Lynam @scopedbylarry · Jun 1
All that rushing to get to the airport just in time and my flight says "delayed" and nothing else. Type for one last Abita Amber #**ASM2015**

1

Cell Symposia @CellSymposia · Jun 1
Have you picked up Best of Cell Host & Microbe from Cell Press booth 410 yet? @cellhostmicrobe #**ASM2015** #CellPressASM ow.ly/NJgqS

CellPressNews @CellPressNews · Jun 1
Have you picked up Best of Cell Host & Microbe from Cell Press booth 410 yet? @cellhostmicrobe #**ASM2015** #CellPressASM ow.ly/NCFFK



Julie Huber @JulesDeep · Jun 1
Now up is @archaeal talking about genomic reconstruction from marine sediments. First slide was a phylogenetic tree, FYI. #**ASM2015**

1

Amer. Soc. Micro. @ASMicrobiology · Jun 1
Claim CME, CE, P.A.C.E., and more from #**asm2015** at ce.asm.org ^lp.



Mya Breitbart @virome_girl · Jun 1
Now up @CynthiaBSilveir talking about "piggyback the winner", lysogeny and #phage #**ASM2015**



Paul Orwin @PMOrwin · Jun 1
Metabolic model - I can't do it justice. Look up Nicole Webster #**ASM2015** #reallycoolstuff



Noelle Bryan @nbryan5 · Jun 1
Wind and aerosols are important methods of dispersal of viruses. Vardi #**asm2015**

1



Nicole Narayan @Nicole_Narayan · Jun 1
Cox: allobaculum may be unique in lipid metabolism #**ASM2015**



Srijak Bhatnagar @srijakbhatnagar · Jun 1
Cox's work combines culture independent method, culture techniques, and immunology of host neatly #**ASM2015**



Tristy @TJVMajors · Jun 1
Vardi: host-virus interactions in the demise of algal blooms. Viruses responsible for literally tons of C turnover within a week! #**asm2015**

1



Microbiome @MicrobiomeJ · Jun 1
Meant the first, but of course both are relevant, as per @carlzimmer. #**ASM2015**

> **David Coil** @davidacoil
> @MicrobiomeJ Too early to administer them or too early to base any clinical advice on still preliminary association data?

1 2



Amanda Lyn Gunn @AmandaLynGunn · Jun 1
Tracking V. cholerae spread throughout the digestive system, interesting to see population bottlenecks, change in mid-intestine. #**ASM2015**

VignuzziLab @VignuzziLab · Jun 1
#**asm2015** can't tweet now, gotta talk. You'll never know how cool it was. Should've come to ASM2015!!!

2 3

Novartis Science @NovartisScience · Jun 1
Join us tomorrow AM for our #**ASM2015** poster session on gram-negative bacterial membranes, #antibiotics bit.ly/1QkuhRr

colin davidson @davidscj · Jun 1
Belkum: keep an eye on the sequencing market. Biomerieux amassing a resistome-wide sequencing database #**ASM2015**

Nicole Narayan @Nicole_Narayan · Jun 1
Cox: strain-dependent associations an opportunity to do comparative analysis- what makes some strain immunogenicity and not others? #**ASM2015**

1

Srijak Bhatnagar @srijakbhatnagar · Jun 1
Cox shows that 2 of the 3 isolated allobaculum may be beneficial #**ASM2015**

Paul Orwin @PMOrwin · Jun 1
This is an insanely thorough dissection of this system #**asm2015** #idontworkhardenough

1

Kat Tarasova @thetarasova · Jun 1
Not much difference in microbial community composition at genus level in same cheese made in different regions. #**asm2015** #cheeseisdelicious

World Fusion @WorldFusionUS · Jun 1
#**ASM2015** thanks visitors! #KinSwagBag going FAST, so stop by booth 964 early #metagenome #metatranscriptome analysis



1 View photo

Srijak Bhatnagar @srijakbhatnagar · Jun 1
Cox: early life microbiota disruption correlated with increased weight and adiposity #**ASM2015**

Nicole Narayan @Nicole_Narayan · Jun 1
Cox: correlations between allobaculum and Th17, differential at strain level- strain dependent associations #**asm2015**

Paul Orwin @PMOrwin · Jun 1
Niche partition ammonium ox by arch, carbohydrates by alpha, amino acid by gamma. Taurine trans too #**ASM2015**

CellPressNews @CellPressNews · Jun 1

CellPress We have another iPad winner! If #microbiology is your way of life, come to booth 410 for your chance to win! #ASM2015



1 2 View photo

Victoria Pearson @VirusExplorer · Jun 1
Anyone going to dinner tonight and want to add me and a mostly well behaved teenager to their group? #ASM2015

Joe James @JoeTCJ · Jun 1
Endorse #asm2015

> **David Coil** @davidacoil
> @JoeTCJ Not saying it's easy... but I think it's really important!

1

Mya Breitbart @virome_girl · Jun 1
Vardi - sphingolipids as a marker of viral infection, can track both host and virus-encoded genes #ASM2015

Horner Lab @TheHornerLab · Jun 1
Great story from Ana Fernandez Sesma: NS2B3, the serine protease of DENV, cleaves STING to inhibit Type I interferon singaling. #asm2015

2

LBT Innovations @LBTInnovations · Jun 1
We only ever see the back of Michael at #ASM2015 because he's always demonstrating #APAS at the booth



View photo

Hannah H-M @hhollandmoritz · Jun 1
Cox emphasizing importance of taxonomic detail (at least species level) when studying metabolism. #asm2015

2

Paul Orwin @PMOrwin · Jun 1
Metaproteomics too? Wow that's a lot of cool stuff #asm2015

Daniel @Read1000Lives · Jun 1
Take home message from @KimInSingapore #ASM2015 E faecalis makes a happy home for Ecoli. But what's in it for Enterococcus? Still a question

2 4

Amer. Soc. Micro. @ASMicrobiology · Jun 1
Conidiotation. Forgetting even the most simple things abt fungal biology.
#DiseasedScience #ASMJournals #**ASM2015**

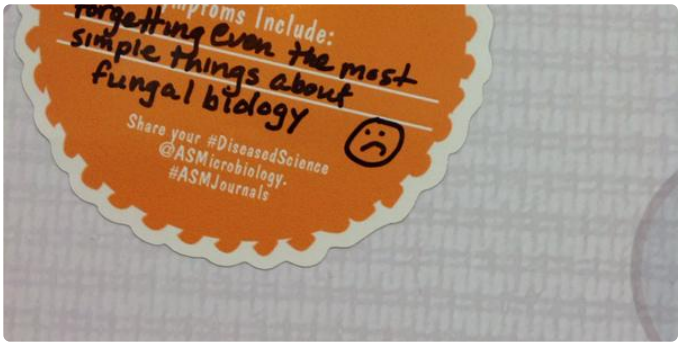

4 5 View photo

Paul Orwin @PMOrwin · Jun 1
Found sulfur oxidation genes, denitrification and eukaryotic like proteins #**ASM2015**

Mark Pallen @mjpallen · Jun 1
#**ASM2015** Van Belkum has database of resistome of P. aeruginosa. And can do gwas

colin davidson @davidscj · Jun 1
Belkum: absence of CRISPR associated with multi drug resistance #**ASM2015**

2 1

Aunica Kane @AunicaKane · Jun 1
@AunicaKane: My new favorite microbe is Allobaculum - first isolated from a dog #microbiologist #doglover #**ASM2015**

2 2

Joint Genome Inst. @doe_jgi · Jun 1
3:30pm, Mtg Rm 245 at #**ASM2015**: B. Baker @utaustin on #bacteria and #carbon #nitrogen cycling in estuary sediments bit.ly/1AGR4VG

2

N@dine @Nadoune63720 · Jun 1
Allez les Clermontois, on se mobilise pour gagner la #RugbyBattle @AvecleXV ! #AllezASM ! #TOP14 #**ASM2015** #ASM #Rugby

Paul Orwin @PMOrwin · Jun 1
Metagenome analysis revealed one or two prev unobserved symbionts, assembled genomes #**ASM2015**

LBT Innovations @LBTInnovations · Jun 1
Poster Ready: Michael Summerfield at #**ASM2015**



1 View photo

Daniel @Read1000Lives · Jun 1



E faecalis mutants in Arg/ornithine transport no longer induce E. coli biofilm growth. Messenger not there for coli to sense. #**ASM2015**

1



David Coil @davidacoil · Jun 1

Loving this idea from Cox. They saw some cool OTUs in a 16S survey and then went in and cultured the ones of most interest. #**asm2015**

1



Jon Badalamenti @JonBadalamenti · Jun 1

Next up in dark matter it's @archaeal with genomes of novel sediment phyla. If I don't see some ESOM I'm asking for my money back! #**asm2015**

5



Srijak Bhatnagar @srijakbhatnagar · Jun 1

Cox: Allobaculum abundant in microbiota samples but never cultured. And they got it in a tube now #**ASM2015**

2 1



Thomas Sharpton @tjsharpton · Jun 1

Cox focused on Allobaculum and developed a culturing strategy and identify novel isolates #**ASM2015**

2



Tristy @TJVMajors · Jun 1

The poster! #**ASM2015**



4 1

View photo



Fabian Rivera-Chávez @FabianRChavez · Jun 1

And I just found out that Wendy Garrett's talk: "The Gut Microbiota and Intestinal Inflammation" has been cancelled #**ASM2015**

View conversation



N@dine @Nadoune63720 · Jun 1

Allez les Clermontois, on se mobilise pour gagner la #RugbyBattle @AvecleXV ! #AllezASM ! Poke @ASMOfficiel #**ASM2015** #TOP14

1



Mark Pallen @mjpallen · Jun 1

#**asm2015** van belkum sequenced 300 P. aeruginosa strains. Scooped by ncbi.nlm.nih.gov/m/pubmed/25367… so now playing with all available strains AMR



Jenna Morgan Lang @jennomics · Jun 1

Visiting the vendor booths at #**ASM2015** is kicking my social anxiety into high gear. All for a t-shirt. I don't even wear t-shirts.

2 3



ASM @AUSSOCMIC · Jun 1

Pasteurization does not mean pathogen free cheese in artisan cheese making. Bring on the raw milk cheese! #**ASM2015**



Chris @DrChrisKellogg · Jun 1

Nicole Webster: sponge symbiosis; 3 bacterial symbionts of Ianthella sponge are stable during disease & sedimentation #**ASM2015**

1 1



Martha Whittaker @marthaindc · Jun 1
@AunicaKane @ASMicrobiology @carlzimmer at #**ASM2015** don't spread false hope

View conversation



Paul Orwin @PMOrwin · Jun 1
Looked at nitrification rates, role of archaeaon #**ASM2015**



David Coil @davidacoil · Jun 1
Excited to hear Laura Cox talk about early life microbiome research. #**asm2015**



Katie C @gnomestack · Jun 1
@HMRIMedResearch is popular at #**ASM2015**! Stop by for a chat about our methods using @Phenomenex #EZFaast kits!

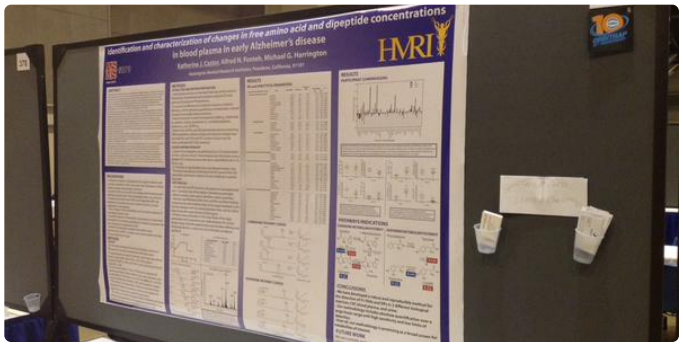

1

View photo



Daniel @Read1000Lives · Jun 1
During polymicrobial growth E faecalis strongly induces E coli siderophore expression, and coli enterobactin is important for this #**ASM2015**



VignuzziLab @VignuzziLab · Jun 1
Dengue targets type I IFN production. nS2B3 protease is the bad guy. Cleaves STING. Ana Sesma #**asm2015**

1



Laura Hug @LAHug_ · Jun 1
Lin: micro droplet creation on a 60-chamber chip, with backend allowing differential [oxygen]. I love micro fluidic videos! #**ASM2015**



James Kremer @JamesKrem · Jun 1
@srijakbhatnagar these were representatives from the 3 most transciptionally active genera. More to come! #**asm2015**

1 2

View conversation



sarah gw @dirtygeew · Jun 1
Sponge symbionts are very stable-no change when diseased #**ASM2015**

1 1



Thomas Sharpton @tjsharpton · Jun 1
Now up, a talk from the Blazer lab on the early life microbiome. Sorry, I missed her name (substituting for another speaker) #**ASM2015**

1



Cameron Thrash @DrJCThrash · Jun 1
Lin - they can create oxygen gradients with their microfluidic systems #**ASM2015**

2



Srijak Bhatnagar @srijakbhatnagar · Jun 1
Laura cox from blazer lab up next. #**asm2015**

1



Mark Pallen @mjpallen · Jun 1

@pathogenomenick still seems rather neophobic and worried about fda approval. But seems to be warming to sequencing at end of talk #**asm2015**

View conversation



Paul Orwin @PMOrwin · Jun 1

Looked at pollution and temperature, found no change in symbionts #**ASM2015**



Mark Pallen @mjpallen · Jun 1

#**asm2015** problem found here ncbi.nlm.nih.gov/m/pubmed/24342… solved by weinstock pacbio sequencing: variable bla tandem repeats on plasmid.

1 2



Daniel @Read1000Lives · Jun 1

Kline @KimInSingapore: E. faecalis augments E. coli virulence, and growth enhancement is biofilm specific and proximity-dependent #**ASM2015**

1



Amanda Lyn Gunn @AmandaLynGunn · Jun 1

The way to determine population bottlenecks very similar to the tracking of the ten most common surnames worldwide. #**ASM2015**



Joe James @JoeTCJ · Jun 1

Glad to see work on "unculturables" by Nina Lin in her talk (& @DrJCThrash poster). So necessary to our field. #**asm2015**



Laura Hug @LAHug_ · Jun 1

Lin: turning focus to co-culture human gut microbiome. Titrating oxygen to fine tune for organisms preferences. #**ASM2015**

1



Paul Orwin @PMOrwin · Jun 1

Takes guts to come to micro conference and say a disease is NOT microbial #**ASM2015** #truth. Could be viral disease tho

1



ASM @AUSSOCMIC · Jun 1

Leafy greens no. 1 source of food poisoning. Molluscs no. 11. I'll skip the salad and have some #NOLA oysters for dinner. #**ASM2015**

2



Diana Hernandez Ph.D @deray28 · Jun 1

How to confuse a clinician: report everything get grows ~Johnson #**asm2015**

1 1



Fabian Rivera-Chávez @FabianRChavez · Jun 1

"ASM Lecturer's Choice: Recent Developments in Microbiome Research" session is running 17 minutes late and counting... #**ASM2015**

1



colin davidson @davidscj · Jun 1

Belkum (biomerieux): predictive antibiogram by WGS genotyping of S. aureus #**ASM2015**



Amanda Lyn Gunn @AmandaLynGunn · Jun 1

High infectious doses required to consistently infect humans, but in the environment low V cholerae titers typically detected. #**ASM2015**



Paul Orwin @PMOrwin · Jun 1

Sponges affected by disease w necrotizing spots. No microbial community shift #**ASM2015**



Eoin Brodie @elbrodie · Jun 1

Nina Lin (U Mich) working with Vince Young to use microfluidic microdroplet approach to cultivate human gut microbes. #**ASM2015**

1 2

Daniel @Read1000Lives · Jun 1
Iron-restriction permits Enterococcus promotion of mixed species biomass (biofilm) accumulation @KimInSingapore #**ASM2015**

1

Paul Orwin @PMOrwin · Jun 1
Looking at viral community diversity and stability. Microbial community is quite stable #**asm2015**

1

Mark Pallen @mjpallen · Jun 1
#**ASM2015** van belkum thinks highly of Clare Gordon's paper ncbi.nlm.nih.gov/m/pubmed/24501…

1

Mya Breitbart @virome_girl · Jun 1
Vardi - virus infection in E hux shifts host transcriptome to make more fatty acids, which are needed for viral replication. #**ASM2015**

GioGracias @gao122465 · Jun 1
This is shallow but there's a lot of hot microbiologists #**asm2015**

Amer. Soc. Micro. @ASMicrobiology · Jun 1
@davidacoil @tjsharpton @Nicole_Narayan Great! Enjoy the rest of your time here at #**ASM2015** ^cg

1

View conversation

Thomas Sharpton @tjsharpton · Jun 1
The diversity of taxa identified, however, is much different. 16S finds many more types of bacteria than culture. #**ASM2015**

1

Laura Hug @LAHug_ · Jun 1
Lin: synthetic system with three orgs now, changing relative abundances. Can capture co-cultivation, at lower rates. #**ASM2015**

1

VignuzziLab @VignuzziLab · Jun 1
Ana Sesma presenting now on how dengue modulates immunity in humans and how our cells sense dengue infection #**ASM2015**

Amanda Lyn Gunn @AmandaLynGunn · Jun 1
Distinct Y. pseudotuberculosis subpops exist in spleen microcolonies, defined by hmp and yopE expression. Kim Davis #**ASM2015**

Eoin Brodie @elbrodie · Jun 1
Nina Lin (U Mich) presenting really cool work on microfluidic microdroplet microbial co-culture. #**ASM2015**

1 1

Daniel @Read1000Lives · Jun 1
From @KimInSingapore at #**ASM2015** Enterococci assoc with >25% diabetic wound & >40% hospital acquired (catheter) polymicrobial infections

Liang Ge @geliang999 · Jun 1
Up to 50% savings at ASM Bookstore today! @ASMicrobiology #**ASM2015**





2 1 View photo

Brian Kvitko @KvitkoPhD · Jun 1
The challenge is real. Having to give up 1/3 of your time to explain plant microbiology terms and concepts #**ASM2015**

3

Jessica Sieber @SyntrophySieber · Jun 1
Micro droplets no cross over between droplets. Gasses still defuse through them right? #**asm2015**

Thomas Sharpton @tjsharpton · Jun 1
Finds that 16S gives similar number of detections as blood cultures pre-antibiotic treatment, many more hits post treatment #**ASM2015**

Paul Orwin @PMOrwin · Jun 1
Most prominent symbionts an alpha and gamma proteobacteria. Also an archaeaon #**ASM2015**

Laura Hug @LAHug_ · Jun 1
Lin: had 56 droplets with both cells, 54 showed growth. Her eng. colleagues were critical of the two failures. 'You guys get it' #**ASM2015**

1

Paul Orwin @PMOrwin · Jun 1
Sponge hosts a worm, a fish, and a bunch of bacteria (and viruses) #**ASM2015**

1

Illumina @illumina · Jun 1
PG: Small study of febrile neutropenia patients; using high throughput seq can detect low copy/unculturable species. #**ASM2015**

1

Thomas Sharpton @tjsharpton · Jun 1
Here, HTS applied to 16S amplicons to explore infection diversity. Neat idea, but this is not metagenomics #**ASM2015**

1 3

Laura Hug @LAHug_ · Jun 1
Lin: ecoli complementary auxotrophs mixed in micro droplets. Droplets with one of each kind show growth. #**ASM2015**

1 1

Jeff Gralnick @bacteriality · Jun 1
Hey @JonBadalamenti Shhhhhhhhhh #**asm2015**

1

Horner Lab @TheHornerLab · Jun 1
Sindbis virus and Dengue virus-derived piRNAs, PIWI4, reduce viral replication - Mark Kunitomi #**asm2015**

Amer. Soc. Micro. @ASMicrobiology · Jun 1
Network with colleagues and mentors in an #**asm2015** Lounge bit.ly/1mYm4oE ^lp

1

NCBI Staff @NCBI · Jun 1
If you missed last week's #NCBIMinute on prokaryotic genome annotation, it's live on YouTube. #**ASM2015** youtube.com/watch?v=3JFqfp…

4 2



Cameron Thrash @DrJCThrash · Jun 1

They can be kept close in a microfluidic system to allow exchange of nutrients #asm2015

2



Cameron Thrash @DrJCThrash · Jun 1

Micro droplets encapsulate subsets of the microbial community. #asm2015

2



Thomas Sharpton @tjsharpton · Jun 1

Blood culture is limited because it requires lots of blood and only identifies pathogens that grow in this media #ASM2015



sarah gw @dirtygeew · Jun 1

Nicole Webster looking at a sponge with low microbial diversity ianthella basta. Sounds nice! #asm2015



SMK @SarahMicrobio · Jun 1

Up to 40% of a sponge's volume is bacteria! Nicole Weber #ASM2015

4 1



Paul Orwin @PMOrwin · Jun 1

40%of sponge mass is microbial? I'll never watch SpongeBob the same way again #ASM2015 #ewwgerms

2 4



Jim_Gordon @T_paiiiin · Jun 1

Salut la population monegasque ! Skelenburg non conserve bonne chose pour Paul Nardi ? #ASM2015



Srijak Bhatnagar @srijakbhatnagar · Jun 1

@JamesKrem How did you pick which 3 bacteria to use for rescuing axenic plants? #ASM2015

1



Mya Breitbart @virome_girl · Jun 1

Vardi - beautiful EM of a viral-decimated coccolithophore! #ASM2015



Joe James @JoeTCJ · Jun 1

Lin: different combinations of organisms in microdroplets for co-cultivation #asm2015



Paul Orwin @PMOrwin · Jun 1

Now sponges! Kudos to @Symbionticism for organizing a great session! Also great gender balance, diverse science, great speakers #ASM2015

2 4



Thomas Sharpton @tjsharpton · Jun 1

Exploring infections in febrile neutropenia. Current gold standard is blood culture #ASM2015



Laura Hug @LAHug_ · Jun 1

Lin - place orgs in micro droplets. ID the droplets that show growth = mini mixed cultures. Characterize successes. #ASM2015

1



Liang Ge @geliang999 · Jun 1

Great advices from Microbe Mentor (ASM booth #501) #asm2015



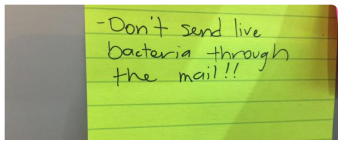

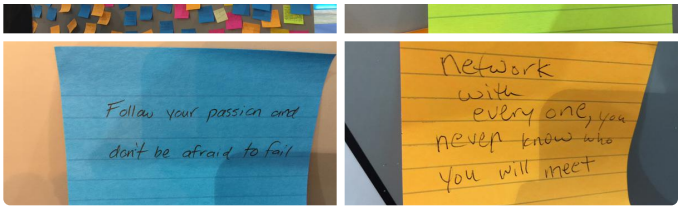

2 1 View photo

Mya Breitbart @virome_girl · Jun 1
Asaaf Vardi - viruses aren't just killers; they can expand metabolic capabilities of hosts - focusing on sphingolipids today #**ASM2015**

2

Srijak Bhatnagar @srijakbhatnagar · Jun 1
@JamesKrem A three bacteria-simplified microbiome- can partially rescue the axenic plants from immuno compromised state. #**ASM2015**

1

CellPressNews @CellPressNews · Jun 1
The effects of #antibiotics on #dysbiosis and disease in children #**ASM2015** ow.ly/NCEpG

David Coil @davidacoil · Jun 1
Peter Gyarmati to talk about metgagenomics in bloodstream infections. .@adamspulmdoc should be here. #**asm2015**

Illumina @illumina · Jun 1
Peter Gyarmati from @karolinskainst on metagenomic landscape profiling of bloodstream infxs using hi thruput sequencing #**ASM2015**

1

VignuzziLab @VignuzziLab · Jun 1
Is the piRNA pathway also antiviral in insects? PiRNA genes are expanded in mosquitoes. Piwi4 restricts virus
#**asm2015**

Thomas Sharpton @tjsharpton · Jun 1
Peter Gyarmati on metagenomic landscape in bloodstream infections
#**ASM2015**

3

Joe James @JoeTCJ · Jun 1
Lin: perhaps we have so many unculturables because microbes need their community partners #**asm2015**

2 5

Laura Hug @LAHug_ · Jun 1
Lin - many orgs are not cultivatable b/c of interaction partners - so co-cultivate! Not as easy as it sounds. #**ASM2015**

2 3

Paul Orwin @PMOrwin · Jun 1
Finally test w p. syringae pathogenesis. Show it can infect. Show t3ss is impt, also microbiota primes plant to fight #**ASM2015**

1 1

Sam Diaz-Munoz @evolcoop · Jun 1
ASM en Vivo a success! Looking forward to Boston #asm2016 #asmlive #asmenvivo #**ASM2015**





7 4 View photo



Noelle Bryan @nbryan5 · Jun 1
Vardi- determine phytoplankton response to stress as a proxy for climate change. #**asm2015**



Laura Hug @LAHug_ · Jun 1
Lin: shows acid mine drainage community photo. @archaeal: 'I took that picture.' #**ASM2015**



Srijak Bhatnagar @srijakbhatnagar · Jun 1
@JamesKrem axenic plants are more susceptible to the pathogen used in the study #**ASM2015**

2 1



Daniel @Read1000Lives · Jun 1
Looking forward to @KimInSingapore's #**ASM2015** talk starting soon on niche modification by Enterococcus & polymicrobial community development

2



Kat Tarasova @thetarasova · Jun 1
10 billion viable cells found in 1 gram of cheese rind! #**asm2015** #delicious @racheljdutton

1 1



Paul Orwin @PMOrwin · Jun 1
Callose deposition less in axenic. Looks like a cool expt to try! #**ASM2015** also oxidative burst



Srijak Bhatnagar @srijakbhatnagar · Jun 1
@JamesKrem found lower induction of immuno markers in axenic plants in soils from different parts of country #**ASM2015**



Cameron Thrash @DrJCThrash · Jun 1
Xiaoxia Lin will discuss micro-droplet enabled cultivation #**asm2015**

1



Laura Hug @LAHug_ · Jun 1
Now Nina Lin on micro-droplet co-cultivation and isolation. #**ASM2015**



Mya Breitbart @virome_girl · Jun 1
Cordero - then new community grows on byproducts of early colonizers, positive interactions (2/2) #**ASM2015**



Paul Orwin @PMOrwin · Jun 1
So how well do they respond to challenge? Mamp induced marker gene reponse less robust #**ASM2015**



Mya Breitbart @virome_girl · Jun 1
Cordero - initial colonizers, diversity goes up,they grow, diversity goes down, as they eat all chitin, new commun comes in (1/2) #**ASM2015**



Daan Speth @daanspeth · Jun 1
@elbrodie showing NO3 addition in field site agrees well w model #**asm2015**



Paul Orwin @PMOrwin · Jun 1

Found small rna central to regulate defense also antisense to callose #ASM2015



Hannah H-M @hhollandmoritz · Jun 1
.@ericamhartmann poses the question: What happens as our building become more closed off in association with climate change? #ASM2015

2 2



Laura Hug @LAHug_ · Jun 1
.@elbrodie field surveys - Nitrate and O2 injections showed upreg of the predicted metabolisms/organisms. #ASM2015

1



Daniel @Read1000Lives · Jun 1
You would have a ball here at #ASM2015 @TWIScience folks. And ASM folk who went to hear @carlzimmer may love This Week in Science.

Illumina @illumina · Jun 1
EH: found a high proportion of env. microbes, low to median antimicrobials, in that particular architecture (w/natural ventilation) #asm2015

1



Jay T. Lennon @jaytlennon · Jun 1
@JamesKrem: comparing performance of axenic and "holoxenic" plants #ASM2015

2 1



Srijak Bhatnagar @srijakbhatnagar · Jun 1
@JamesKrem Basal expression of immune markers down regulated in axenic samples #ASM2015

2 1



Diana Hernandez Ph.D @deray28 · Jun 1
When preparing a talk be considerate to colorblind people. Don't use red font over blue or green background. #ASM2015

2 1



Thomas Sharpton @tjsharpton · Jun 1
Future work will explore relationship between ventilation and triclosan in dust #ASM2015



Ben Roller @ben_roller · Jun 1
early colonizing strains are secreting chitinase & are motile. Late strains don't eat chitin & are cross feeding @oxcordero #asm2015



Paul Orwin @PMOrwin · Jun 1
Focused on defense markers #ASM2015



Hannah H-M @hhollandmoritz · Jun 1
.@ericamhartmann Rough association between levels of triclosan and beta diversity. Higher triclosan=more similar communities. #ASM2015

4 1



Mark Pallen @mjpallen · Jun 1
#ASM2015 grundhoff mentions the @Zannah_Du kitome paper
Then thanks his wife Nicole Fischer

1



Paul Orwin @PMOrwin · Jun 1
mRNA seq, sRNA seq, hormones holoxenic v axenic #asm2015



Thomas Sharpton @tjsharpton · Jun 1
Triclosan and community abundance are correlated #ASM2015

1

sarah gw @dirtygeew · Jun 1

Cordero early invaders have genes for chitinase and chemo taxis, decrease in later strains #ASM2015 interesting picture of succession

Laura Hug @LAHug_ · Jun 1
.@elbrodie this can be used to is organisms niche within the community, including chemolithoautotrophy as a frequent lifestyle. #ASM2015

Thomas Sharpton @tjsharpton · Jun 1
Finds that triclosan is present in building dust, and varies across rooms. #ASM2015

Illumina @illumina · Jun 1
Erica Hartmann: collect dust smpls from mixed-used athletic facilities, looking for antimicrobials, bacterial communities too #asm2015

Paul Orwin @PMOrwin · Jun 1
Colonized plants have much more root, pretty similar uptop #ASM2015

Srijak Bhatnagar @srijakbhatnagar · Jun 1
@JamesKrem describing their flowpot setup for A. thaliana #ASM2015

SMK @SarahMicrobio · Jun 1
J. Kramer: plants grown with and without friendly microbes #ASM2015 @Stephinging

Joint Genome Inst. @doe_jgi · Jun 1
3pm, Mtg Rm 245 at #ASM2015: Nina Lin @umich on micro-droplet enabled characterization of microbial communities bit.ly/1AGQI1l

VignuzziLab @VignuzziLab · Jun 1
Mark Kunitomi from UCSF presenting piRNAs and antiviral immunity in mosquitoes #ASM2015

Hannah H-M @hhollandmoritz · Jun 1
@ericamhartmann looked for antimicrobials in mixed-use athletic and educational facilities. #ASM2015

Thomas Sharpton @tjsharpton · Jun 1
Looked into dust in various buildings, quantified triclosan, and used 16S profiling to assess interactions #ASM2015

Paul Orwin @PMOrwin · Jun 1
Flow pot system w axenic seeds arabidopsis #ASM2015

Horner Lab @TheHornerLab · Jun 1
Dr. Ricardo Rajsbaum: Unanchored K48-linked polyubiquitination by TRIM6 activates IKKepsilon-dependent signaling. #asm2015

Srijak Bhatnagar @srijakbhatnagar · Jun 1
@JamesKrem on role of plant microbiome for immunocompetency #ASM2015

Laura Hug @LAHug_ · Jun 1
.@elbrodie model run over 300 days shows colonization and then establishment of stable, spatially distributed communities. #ASM2015



Daan Speth @daanspeth · Jun 1
@elbrodie running a model simulation showing community succession #asm2015



Mark Pallen @mjpallen · Jun 1
#ASM2015 and the classic paper from Adam.
ncbi.nlm.nih.gov/m/pubmed/24857…



Paul Orwin @PMOrwin · Jun 1
Start w gnotobiotic plant system comp to soil community black box or defined #ASM2015



Amer. Soc. Micro. @ASMicrobiology · Jun 1
#ASM2015 Minority Microbiologists Reception, tonight 9:00 PM, N.O. Marriott, Bissonet Room. Dessert and networking. ^hg



Cameron Thrash @DrJCThrash · Jun 1
.@elbrodie- everything is everywhere but the model selects #asm2015



David Coil @davidacoil · Jun 1
.@ericamhartmann showing data about the evolution of triclosan resistance in wastewater treatment plant. #asm2015



Thomas Sharpton @tjsharpton · Jun 1
Triclosan is ubiquitous in dust and can yield antibiotic resistance #ASM2015



Microbiome @MicrobiomeJ · Jun 1
Architecture affects the chemistry of the indoor environment, inducing antimicrobial resistance - @ericamhartmann at #ASM2015



Ben Roller @ben_roller · Jun 1
. @oxcordero shows particle associated communities are highly dynamic but reproducible with 80% of OTUs correlated across reps #asm2015



Brian Kvitko @KvitkoPhD · Jun 1
James Kremer giving a fantastic intro to the plant immune system and the role of the phytobiome #ASM2015



VignuzziLab @VignuzziLab · Jun 1
Ns1 of avian Flu preferentially binds avian TRIM25 Ricardo Rajsbaum #ASM2015 how viruses counteract



Mark Pallen @mjpallen · Jun 1
#ASM2015 diagnostic metagenomics on respiratory samples.
ncbi.nlm.nih.gov/m/pubmed/25972…



S. Strycharz-Glaven @SGlaven · Jun 1
.@ericamhartmann schooling us on the influence of triclosan on the built environment #ASM2015



Laura Hug @LAHug_ · Jun 1
.@elbrodie codon usage as predictor of growth rate, growth temp predicted by purine-pyrimidine dimers help parameterize. #ASM2015



Paul Orwin @PMOrwin · Jun 1
Plants have prr (like tlr) trigger reactive ox, mapk cascade leading to defense response #ASM2015

1 1



Hannah H-M @hhollandmoritz · Jun 1
@ericamhartmann Triclosan is ubiquitous in dust! #**ASM2015**

3 2



Sam Diaz-Munoz @evolcoop · Jun 1
Torres UTMB: Developing pathogen-specific E. coli vaccines using reverse vaccinology iai.asm.org/content/82/5/2… #**ASM2015** #asmlive #asmenvivo

2



Daniel @Read1000Lives · Jun 1
Numbers consistent with @carlzimmer having a very clean and hygienic belly button #**ASM2015**.

1



Chris Longshaw @ChrisLongshaw74 · Jun 1
Great #**ASM2015** talk by @carlzimmer calling for better understanding by media of correlation:causation. Sadly same applies to many scientists



Jon Badalamenti @JonBadalamenti · Jun 1
.@ericamhartmann: antimicrobials ubiquitous in built environment, even in pencil paint #**asm2015**

1 1



Thomas Sharpton @tjsharpton · Jun 1
Human occupancy, biocides in building materials, and architecture impact the built microbiome #**ASM2015**

1



Mya Breitbart @virome_girl · Jun 1
Cordero - chitin-coated magnetic microspheres as artificial particles - bacteria quickly eat it all up! #**ASM2015** #hungrymicrobes

1 2



Laura Hug @LAHug_ · Jun 1
.@elbrodie equations! Models are complex even when 'relatively simple flux balance analysis'. #**ASM2015**

1 1



VignuzziLab @VignuzziLab · Jun 1
Trim6 knockdown in mice increases virus titers in lungs. Good in vivo evidence. Ricardo Rajsbaum #**asm2015**



Paul Orwin @PMOrwin · Jun 1
Next up- plant microbiome role in immunocompetence. Innate immunity #**asm2015**



Cameron Thrash @DrJCThrash · Jun 1
Dual Monod kinetics. And that's all I got from that slide. #toofastformyslowbrain #**asm2015**

4



Biochemical Journal @BiochemJ · Jun 1
Looking to publish your #microbiology research from #**ASM2015**? Submit to BiochemJ today bit.ly/BJSubmit

1



sarah gw @dirtygeew · Jun 1
Cordero looking at the mesoscale of microbial ecology #**asm2015**



Mark Pallen @mjpallen · Jun 1
#**ASM2015** ncbi.nlm.nih.gov/m/pubmed/25926…

Diana Hernandez Ph D @deray28 · Jun 1



In clinical lab we need a specimen not a swab of a specimen ~Miller #ASM2015

1



colin davidson @davidscj · Jun 1

Grundhoff (Hamburg): unbiased metagenomic sequencing holds promise for the ID of unknown viruses from outbreak cohorts #ASM2015

1



David Coil @davidacoil · Jun 1

How can #asm2015 not have decent internet in the big ballroom? Going to lose Twitter when my hotspot leaves. :(

1



Thomas Sharpton @tjsharpton · Jun 1

Eric Hartmann on antimicrobials in dust. Being inside had increased risk of antibiotic resistant infection #ASM2015

1 1



Cassie Ettinger @casettron · Jun 1

.@carlzimmer : Research (fact check) reporters who want to interview you to see if they fact check stories to avoid misquotes #ASM2015

1 2



Dawn Field @fiedawn · Jun 1

Science is so self-correcting it's delicious - well done @davidacoil #ASM2015 - news should be too

> **David Coil** @davidacoil
> Thanks to @carlzimmer for the shoutout on the beard story and my @Slate response.(Just got Twitter working) #asm2015 slate.com/articles/healt…



Hannah H-M @hhollandmoritz · Jun 1

Now up: @ericamhartmann talking about antimicrobials in dust #ASM2015

1



Jenna Morgan Lang @jennomics · Jun 1

Maybe microbiome research is special in that scientists just barely know how to interpret their own data AND there's so much of it #ASM2015

2 2



Mya Breitbart @virome_girl · Jun 1

Cordero - huge mismatch of scales in microbial ecology between single cells and sampled ecosystems #ASM2015



Mark Pallen @mjpallen · Jun 1

#ASM2015 Adam asks can you find something truly novel without using homology by case control comparisons. Found enterovirus in CSF



Daniel @Read1000Lives · Jun 1

Great @carlzimmer pt but so challenging. Science inherently not 'new', but product of time & repitition #ASM2015

> **Aunica Kane** @AunicaKane
> Take home from @carlzimmer at #ASM2015: scientists and journalists should focus less on the spotlight and more on responsible data delivery

2



Steven Hecht @Profmicro · Jun 1

So shd I have agreed to do some of the media swab studies and tried to calm them down #ASM2015



Liang Ge @geliang999 · Jun 1

ASM Microbe 2016 will have 7 program tracks, including a new Profession of Microbiology Track. Booth 501 #ASM2015





3 2 View photo

PLOS Biology @PLOSBiology · Jun 1
@carlzimmer giving a hilarious and interesting talk on the viral - in the internet sense - quality of microbiome research at #asm2015

3 5

Thomas Sharpton @tjsharpton · Jun 1
Great question: how confusion between correlation and causation can be mitigated, as leads to hyperbole. A: start w/ journalists #ASM2015

3 1

Laura Hug @LAHug_ · Jun 1
.@elbrodie floodplain are good places to examine because they are hotspots of carbon deposition and geochem. cycles #ASM2015

Hannah H-M @hhollandmoritz · Jun 1
.@carlzimmer thinks maybe we're doing too much reporting, esp. on correlation studies. #ASM2015

1

SMK @SarahMicrobio · Jun 1
"I have to end there because the rest of the data I put in is too dirty to show you." #ASM2015

2 4

Paul Orwin @PMOrwin · Jun 1
Pretty crazy to think of nerves evolving as effector on microbiota rather than just signaling #asm2015

5 1

Laura Hug @LAHug_ · Jun 1
.@elbrodie model takes omics, physiology, environmental variables - find microbe fitness, inform rxn rates, and around and around. #asm2015

Mark Pallen @mjpallen · Jun 1
#ASM2015 novel flavivirus found in animals. Serum from cattle. Blastx hits

Paul Orwin @PMOrwin · Jun 1
Look at feeding behavior, found that microbiota have an effect #ASM2015

Hannah H-M @hhollandmoritz · Jun 1
.@carlzimmer says, correct the story, or get good journalists to write about you. #ASM2015

View conversation

Mya Breitbart @virome_girl · Jun 1
Just when I thought this convention center couldn't get any bigger, I discover room 265... #ASM2015

4

Kat Tarasova @thetarasova · Jun 1
"you don't need a license to be a journalist." says Carl Zimmer. Not much scientists can do to about being misquoted. #asm2015

Dawn Field @fiedawn · Jun 1
Now #ASM2015 has really!! caught my attention...on top of all that microbiome science...

> **Cameron Thrash** @DrJCThrash
> Dark matter season #asm2015
> 

Hannah H-M @hhollandmoritz · Jun 1
.@carlzimmer Q: What can scientists and Dr.s do about being misquoted? My response: write your own blog! #ASM2015
2 1

Cameron Thrash @DrJCThrash · Jun 1
"Genome informed trait-based models" #asm2015

Mark Pallen @mjpallen · Jun 1
#ASM2015 grundhoff now discussing sepsis in stem cell transplant patients analysed by metagenomics (but has own acronym: UMERS)
1

Cameron Thrash @DrJCThrash · Jun 1
Focused on subsurface-surface interactions #asm2015

Paul Orwin @PMOrwin · Jun 1
New question, does microbiota talk back to hydra? #ASM2015

Daan Speth @daanspeth · Jun 1
Next up @elbrodie on development of a predictive model for microbial community dynamics based on their genomes #asm2015
2

Cameron Thrash @DrJCThrash · Jun 1
.@elbrodie on building a genome-based model for community assembly and impacts on the environment. #asm2015

Hannah H-M @hhollandmoritz · Jun 1
.@carlzimmer q&a: Do we have both a problem with germophilia as well as germophobia? #ASM2015
4 1

Laura Hug @LAHug_ · Jun 1
.@elbrodie by necessity modeling complex communities requires streamlining metabolisms - pet pathways may not be included. #ASM2015

Paul Orwin @PMOrwin · Jun 1
When polyp born has some g+, then disappear as hydra develops. Correlates w neuron development #ASM2015

Joint Genome Inst. @doe_jgi · Jun 1
Carl Zimmer @carlzimmer #ASM2015 says for scientists re #microbiome to prepare for the beard-o-pocalypse
1

Aunica Kane @AunicaKane · Jun 1
Take home from @carlzimmer at #ASM2015: scientists and journalists should focus less on the spotlight and more on responsible data delivery
1

Sam Diaz-Munoz @evolcoop · Jun 1

Next up on #asmenvivo, Alfredo Torres U Texas Medical branch #ASM2015 #asmlive

1 1

Larry Lynam @scopedbylarry · Jun 1

Had to dash out ofCarl Zimmer's talk and into a taxi to the airport #ASM2015 see you all in Boston next year. Enjoyed tweeting w the gang!

3

Mark Swanson @mammalgutz · Jun 1

Schroder: how do hydra sculpt their microbial communities? Possibly by selectively providing nutrients or antimicrobial substances #asm2015

Jon Badalamenti @JonBadalamenti · Jun 1

Just another Monday hanging out with Zinder, sporting a lightning bolt and talking @PacBio metagenomes #asm2015

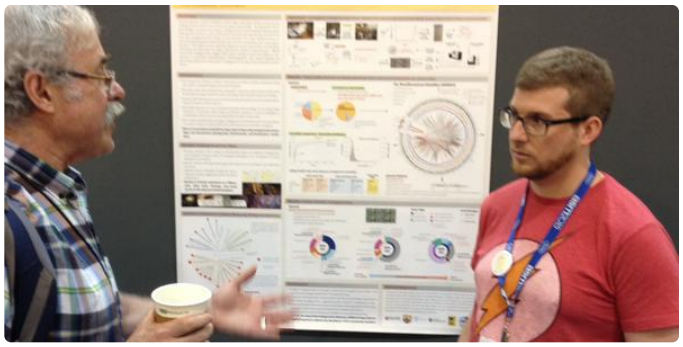

7 View photo

Daan Speth @daanspeth · Jun 1

VCL asks SM how much more genomes are needed. #asm2015 we're actually talking isolates here... Makes you wonder about the other 99%

2 2

Paul Orwin @PMOrwin · Jun 1

Neurons talk to bacteria w peptides and protein nda 1. Maybe they are antimicrobials? #ASM2015

3 1

Chris @DrChrisKellogg · Jun 1

.@carlzimmer "People love cats enough to put their poop in ziploc bags and send it to Jonathan Eisen" (@phylogenomics) #ASM2015

11 15

Melissa Going Viral @researchingsf · Jun 1

Carl Zimmer curious to see if @kittybiome folks ready to reap what is sown/face society's "rachet-like" germophobia - Great Talk. #ASM2015

1

Mark Pallen @mjpallen · Jun 1

#ASM2015 grundhoff has his own DAMIAN pipeline as yet unpublished. Has gui for nonbioinformaticians

Thomas Sharpton @tjsharpton · Jun 1

@carlzimmer answers question abt probiotics, rightly notes that microbiome research is being used in ways not expected by marketers #ASM2015

3

Joint Genome Inst. @doe_jgi · Jun 1

2:45pm #ASM2015 Mtg Rm 245, @BerkeleyLab @elbrodie talks #genome-informed trait-based microbial biogeochem model bit.ly/1AGQ7N0

1

ATCC @atcccultures · Jun 1

Open, plate & go ATCC Minis bit.ly/1cnu8iD at Booth 819. You'll be amazed at the time you'll save #ASM2015





1 1 View photo

Steven Hecht @Profmicro · Jun 1
Zimmer warns #kittybiome folks about possible scary headlines as a, example #**ASM2015**

1

SMK @SarahMicrobio · Jun 1
S. Mukherjee @doe_jgi Pseudocardoniacae is one of 4 groups with more than 30% of their genomes made up of biosynthetic clusters! #**ASM2015**

1

Amer. Soc. Micro. @ASMicrobiology · Jun 1
@WhiteHouse will host a forum on Antibiotic Stewardship 6/2 7AM CDT. The morning segment will be live-streamed at #**ASM2015** in room 350.

7 2

Megan L. Larsen @meganllarsen · Jun 1
Great feedback on my #**asm2015** poster! What a great group @jaytlennon @barricklab

2

Jenna Morgan Lang @jennomics · Jun 1
What is so special about microbiome research? In what other fields do scientists have to deal with the "hyperbolome" phenomenon? #**ASM2015**

2 1

Pics from NewOrleans @instaNewOrleans · Jun 1
We're significantly less educated, but significantly taller #dutch #**asm2015** #ragin #cajun … ift.tt/1GSQ4Pv

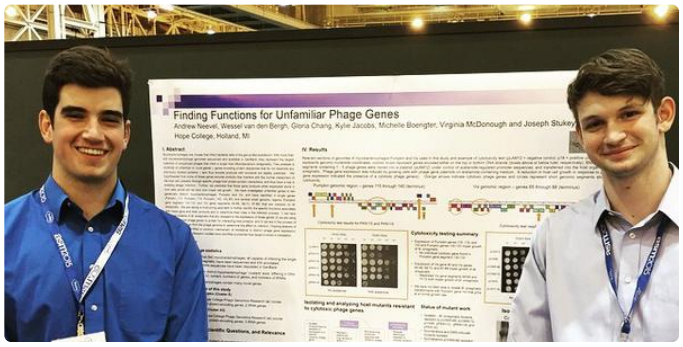

View photo

Joe James @JoeTCJ · Jun 1
I dunno, #toiletbeard was pretty great #**asm2015**

> **Aunica Kane** @AunicaKane
> Best new hashtag from @carlzimmer #ASM2015 #beard-o-pocalypse

3

Mark Pallen @mjpallen · Jun 1
#**ASM2015** Adam mentions ncbi.nlm.nih.gov/pmc/articles/P…



Srijak Bhatnagar @srijakbhatnagar · Jun 1
@carlzimmer Acknowledges @kittymicrobiome as great effort & Asks "are they ready for this: kittens killing you with their poop" #ASM2015

1 2



VignuzziLab @VignuzziLab · Jun 1
Ricardo Rajsbaum from UTMB on ubiquitin and TRIM E3-Ub ligase family proteins on virus sensing #asm2015

1 1



Paul Orwin @PMOrwin · Jun 1
Hydra mutant with temperature sensitive interstitial stem cells #asm2015 when neurons gone altered microbiota

1



Austen Terwilliger @AustenLeeT · Jun 1
Great talk @carlzimmer about the hyperbole and misrepresentation surrounding the #microbiome Especially dispelling beard histeria! #ASM2015

2



Julia Nepper @DietDrNepper · Jun 1
A symbiotic Enterobacterium from finger millet protects corn from Fusarium graminearium infection. #ASM2015



Thomas Sharpton @tjsharpton · Jun 1
@carlzimmer points to the @kittybiome project. Asks if @phylogenomics is ready for headline "kitties kill you with poop!" #ASM2015

8 4



sarah gw @dirtygeew · Jun 1
Jesse mcnichols sample deep sea vents using isobaric sampler so they can keep samples at pressure #ASM2015

1



David Coil @davidacoil · Jun 1
Now a shoutout for @kittybiome by @carlzimmer . Will the beard story problem hit them? #asm2015

5 4



Paul Orwin @PMOrwin · Jun 1
Host sculpts microbiota by providing nutrients and making antimicrobials nerves in this region too, are they important?#ASM2015

1



Chris Lopez @micro_clopez · Jun 1
R.Valdivia new methods to screen chlamydia mutants open up new understanding of bacterial effects during cell invasion #asm2015

1



Aunica Kane @AunicaKane · Jun 1
Best new hashtag from @carlzimmer #ASM2015 #beard-o-pocalypse

3



christineudycz @christineudycz · Jun 1
#ASM2015 so many talks so little time.

3 2



Diana Hernandez Ph.D @deray28 · Jun 1
Exhaustively good bacteriology produces irrelevant information that might mislead physicians ~Barlett #ASM2015

1

Illumina @illumina · Jun 1
CZ: best practices/ recognize that a study is not always a story, resist the news nugget game, and...be prepared #asm2015 #scicomm (2/2)
1 1

Joseph McPhee @JoeBMcPhee · Jun 1
@carlzimmer on microbiome and journalism. Once you put something out there - you don't get to control the interpretation. #ASM2015
5 3

Hannah H-M @hhollandmoritz · Jun 1
Wow. @phylogenomics lab is hitting home runs today in @carlzimmer's talk. @kittybiome mentioned too! #ASM2015
7 10

Amanda Lyn Gunn @AmandaLynGunn · Jun 1
How vaccines protect against bacterial infections, looking at invasive non-typhoidal Salmonellosis model. Emma Slack #ASM2015 #Salmonella
1 1

Horner Lab @TheHornerLab · Jun 1
Dr. Carla Selah: DNA form of an RNA virus enables establishment of persistent infection in Drosophila and mosquitoes. Pretty cool! #asm2015
2

Cassie Ettinger @casettron · Jun 1
.@carlzimmer : What you say & the research you do can spread in unexpected ways fuelling public fears & confusion if uncareful #ASM2015
1

Mark Swanson @mammalgutz · Jun 1
Schroder: More closely related hydra species have more similar microbial communities #ASM2015

Larry Lynam @scopedbylarry · Jun 1
Every study is not a story. Know what you are getting into. Avoid the news nugget game. You will reap what you so. Advice to Scitst #ASM2015
3 4

Paul Orwin @PMOrwin · Jun 1
Bacteria on surface in glycocalyx of hydra. #ASM2015

Aunica Kane @AunicaKane · Jun 1
'Best Practices for Scientists' by @carlzimmer #ASM2015: every study is not a story and avoid the news nugget game
2

Daan Speth @daanspeth · Jun 1
SM: KMG effort shows that we need to sequence more, diverse microbial genomes. Also from well sampled lineages like bacteroidetes #asm2015
1

Sam Diaz-Munoz @evolcoop · Jun 1
Toranzos asks Guerrero about lessons for science in Latin Am from Spain A: Spain has 2 Noble Prizes, Argentina has 4 #asmenvivo #ASM2015
3 2

Hannah H-M @hhollandmoritz · Jun 1
.@carlzimmer ...4) prepare for the beard-o-calypse (i.e. reap what you sow). #ASM2015
1 3

David Coil @davidacoil · Jun 1
Also best practices for scientists by @carlzimmer "every study is not a story", "avoid the news-nuggest game", "reap what you so". #asm2015
1 2

Thomas Sharpton @tjsharpton · Jun 1
.@carlzimmer practices for scientists: not all studies must be stories, avoid news

nugget game, prepare to lose control. #ASM2015

5 1

Mark Pallen @mjpallen · Jun 1
#ASM2015 long preamble about pros and cons of diagnostic metagenomics and of DNA-seq and RNA-seq.

Hannah H-M @hhollandmoritz · Jun 1
.@carlzimmer 1) know what you're getting into. 2) Every study is not a story. 3) avoid the news nugget game.... #ASM2015

2 3

CellPressNews @CellPressNews · Jun 1
Now at booth 410: @TrendsMicrobiol special issue on "#Microbial Translocation" #ASM2015 ow.ly/NCFr0

Illumina @illumina · Jun 1
CZ: some best practices for sci journalism: recognize value of slow cooked science, clearly demarcated speculation #ASM2015 #scicomm (1/2)

2 1

Paul Orwin @PMOrwin · Jun 1
Specific bacterial communities for hydra species #asm2015

Larry Lynam @scopedbylarry · Jun 1
"Leave room for speculation" Carl Zimmer #ASM2015

3 2

Hannah H-M @hhollandmoritz · Jun 1
.@carlzimmer "Best practices list for scientists talking about their research" #ASM2015

Jon Badalamenti @JonBadalamenti · Jun 1
Next up in microbiome session it's my grad school pal @ericamhartmann talking antimicrobials in dust & effect on microbiome #asm2015 #yodude

5 3

Thomas Sharpton @tjsharpton · Jun 1
.@carlzimmer lists best practices in microbiome reporting. Don't hyperbole, avoid false hope, critique hype, give science time #ASM2015

2

Srijak Bhatnagar @srijakbhatnagar · Jun 1
@carlzimmer 's list of good practices 4 reporting sci. I think, also applicable for communicating science #ASM2015

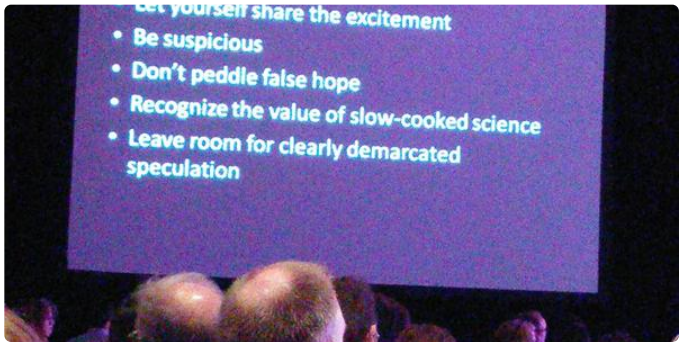

43 38

View photo

Ted Flynn @TedFlynn · Jun 1
Best practices for science journalism from @carlzimmer: be suspicious. Also recognize the value of slow-cooked science! #yesss #ASM2015

6 3

Mark Swanson @mammalgutz · Jun 1
Listening to Katia Schroder talk about the role of microbiota in the development

of hydra nerve cells #ASM2015

Paul Orwin @PMOrwin · Jun 1
Cnidaria first organisms with nervous system. Few cell types #ASM2015

1

Aunica Kane @AunicaKane · Jun 1
Great 'Best Practices for Science Journalism' by @carlzimmer #ASM2015: Share excitement, but be suspicious, and don't peddle false hope

3 4

Mark Pallen @mjpallen · Jun 1
#ASM2015 Adam seems to be getting vexed by limited coverage in diagnostic metagenomics. Picture of someone plugging plug into pig nose 😉

Jay T. Lennon @jaytlennon · Jun 1
@carlzimmer: "recognize value of slow-cooked science" #ASM2015

6 3

Jessica Sieber @SyntrophySieber · Jun 1
Zimmer: reporters should get excited about the microbiome but not peddle false hope. Hard line to strike. #ASM2015

1

Laura Hug @LAHug_ · Jun 1
SM: KMG adds 13.5% new protein families - shows is more than would be expected given rate of new families in other new genomes #ASM2015

1

Larry Lynam @scopedbylarry · Jun 1
Carl has a great best practices list for reporters. My favs - be suspicious & don't peddle false hope. #ASM2015

2 1

Microbiome @MicrobiomeJ · Jun 1
As creators and consumers of this content, we are all responsible. @carlzimmer #ASM2015

> **Srijak Bhatnagar** @srijakbhatnagar
> Main point from @carlzimmer talk is responsible journalism; to not mislead or oversell or over interpret scientific studies #ASM2015

David Coil @davidacoil · Jun 1
.@carlzimmer Giving a list of best practices for reporters working on #microbiome stories. Hope this is online somewhere! #asm2015

4 2

Cameron Thrash @DrJCThrash · Jun 1
Dark matter season #asm2015



5 9

View photo

Daan Speth @daanspeth · Jun 1
SM: adding 1000 genomes of KMG project to 16000 adds 13% new protein families. #asm2015



Paul Orwin @PMOrwin · Jun 1
Hydra holobiont katja Schroeder about nerves, immunity and microbes #**ASM2015** cool!

1



Surya Saha @SahaSurya · Jun 1
Sad but unavoidable result of hype #**ASM2015**

> **Hannah H-M** @hhollandmoritz
> .@carlzimmer There's a movement of the public now trying to cure autism with diy fecal transplants. #ASM2015



Accelerate @AXDXNews · Jun 1
We're meeting lots of great folks on day 3 of #**asm2015**! Stop by to learn more and see an interactive demonstration!



1 1 View photo



Mya Breitbart @virome_girl · Jun 1
Saleh - the root of viral persistence is at the endogenization of RNA viral sequences! Exciting talk! #**asm2015**

1 1



Joe James @JoeTCJ · Jun 1
Can we use #toiletbeards for DIY fecal transplants? #**asm2015**

> **Hannah H-M** @hhollandmoritz
> .@carlzimmer There's a movement of the public now trying to cure autism with diy fecal transplants. #ASM2015

3 5



Brian Kvitko @KvitkoPhD · Jun 1
We've got to try and reverse the perception of equivalency between healthy microbiota and nasty disease-causing germs #**ASM2015**

1 1



Thomas Sharpton @tjsharpton · Jun 1
.@carlzimmer points to organic movement in DIY fecal transplantation to cure autism. People read news, run in curious directions. #**ASM2015**

2 4



Adriana @a21reyes · Jun 1
Conversatorio en español con científicos puertorriqueños hablando de sus investigaciones en Puerto Rico. 🙌🏽🔬 #**ASM2015** #ASMenvivo

1 4

Illumina @illumina · Jun 1
CZ on the dangers of real scientific discourse being used to sell some unsavory, perhaps dangerous solutions. #**ASM2015**

1

Thermo Fisher @servingscience · Jun 1
Don't miss Thermo Scientific Automated Workflow Solution, live at #**asm2015** Booth 237, starring WASP + Remel media! ow.ly/NJdVb

1 1



Mya Breitbart @virome_girl · Jun 1
Saleh - if force infections from persistent to acute in the mosquitoes, they are no longer good vectors bc they just get sick/die #ASM2015



Amanda Lyn Gunn @AmandaLynGunn · Jun 1
I love that the mathematician just graphed out the challenges to mathematical modeling. #ASM2015

1



Mark Pallen @mjpallen · Jun 1
#ASM2015 Adam grundhoff now speaking about diagnostic metagenomics. But calling it NGS.

1



Microbiome @MicrobiomeJ · Jun 1
What's the purpose of press releases for microbiome articles? Is the press too saturated? @carlzimmer at #ASM2015

1



Novartis Science @NovartisScience · Jun 1
We've shared some pretty funny #ASMBuzzFeed headlines, but it's your turn! Anyone have a good one? #ASM2015

1 2



David Coil @davidacoil · Jun 1
People are doing DIY #fecaltransplants for autism. I'm a fan of fecal transplants... but there is no science for this. #asm2015

4 3

Thermo Scientific @thermosci · Jun 1
Don't miss Thermo Scientific Automated Workflow Solution, live at #asm2015 Booth 237, starring WASP + Remel media! ow.ly/NJdUP

1



Jennifer Gardy @jennifergardy · Jun 1
Hanging with @mjpallen at the #ASM2015 Clinicogenomics session.

2 1



Larry Lynam @scopedbylarry · Jun 1
Fecal transplants for autism - this is now being promoted? Sigh. #ASM2015

1



Hilary Lappin-Scott @lappinscott · Jun 1
We need to teach more on Microbial Ecology - to aid understanding that diverse microbial communities are everywhere! #ASM2015

4 4



Chris @DrChrisKellogg · Jun 1
@carlzimmer urges care & caution in microbiome coverage lest it inadvertently fuel more germophobia #ASM2015

5 1



Mya Breitbart @virome_girl · Jun 1
Saleh - since the viral DNA form is required for survival, can modulate outcome of viral infection in mosquito vectors, cool! #ASM2015

1



Thomas Sharpton @tjsharpton · Jun 1
@carlzimmer points to the french kissing microbiome story. Is transferring 80M bacteria really interesting or meaningful? #ASM2015

8 3



Noelle Bryan @nbryan5 · Jun 1
KMG genomes more diverse than non KMG genomes. 5x more diverse. #asm2015

Hannah H-M @hhollandmoritz · Jun 1



.@carlzimmer There's a movement of the public now trying to cure autism with diy fecal transplants. #ASM2015

1 1



Amer. Soc. Micro. @ASMicrobiology · Jun 1

#asm2015 Looking to network? Come to the CSWM Reception, Mon. 4:30 PM, N.O. Marriott, Galerie 5. ^hg

1



Nicole Narayan @Nicole_Narayan · Jun 1

.@carlzimmer microbiome hype can fuel germophobia if not careful #ASM2015



Kelley Nunez @kgwin1018 · Jun 1

GEBA-KMG enough said. #asm2015



Sam Diaz-Munoz @evolcoop · Jun 1

Guerrero: Who knew that #llamas would be so important for antibody studies/production? #basicscience #asmenvivo #ASM2015 @profvrr

1



colin davidson @davidscj · Jun 1

Weinstock: athlete metagenomic sequencing + RNA-seq. M smithii is 1% of metagenome but 50% of transcription. Outsized contribution. #ASM2015



Daan Speth @daanspeth · Jun 1

Supratim Mukherjee on the jgi effort to sequence microbial diversity #asm2015



Mya Breitbart @virome_girl · Jun 1

Saleh - siRNAs produced from recombinant DNA serves as template for dicer & is > than viral RNA, estab persistent infection (2/2) #ASM2015



Thomas Sharpton @tjsharpton · Jun 1

@carlzimmer suggests this form of reporting serves to increase germophobia #ASM2015



VignuzziLab @VignuzziLab · Jun 1

DNA form of arboviruses in mosquitoes too! -Carla Saleh #ASM2015

1



Jenna Morgan Lang @jennomics · Jun 1

.@carlzimmer is musing about why the public is so fascinated with the microbiome. #ASM2015

1



Julie Huber @JulesDeep · Jun 1

So @carlzimmer has a microbe in his belly button related to a bug from the deep Pacific Ocean. There is no hashtag for that! #ASM2015

2 2



Laura Hug @LAHug_ · Jun 1

SM: original GEBA sequenced 56 genomes to fill in gaps on tree of life. New efforts target cultured type strains. #ASM2015



Steven Hecht @Profmicro · Jun 1

Zimmer; Public has a huge germophobia. #ASM2015

1



Ben Roller @ben_roller · Jun 1

R. Regoes: dbl time of Salmonella shifts from 4hrs in cecum early in infection to >40 hrs in lymph node late in infection #asm2015

1

Aunica Kane @AunicaKane · Jun 1

@carlzimmer: Is the saturation of microbiome coverage fueling germophobia? #asm2015

4 3



Srijak Bhatnagar @srijakbhatnagar · Jun 1
Main point from @carlzimmer talk is responsible journalism; to not mislead or oversell or over interpret scientific studies #ASM2015

6 5



Noelle Bryan @nbryan5 · Jun 1
Murherjee and the expansion of phylogenetic analysis. JGI leader in unique types of genomes seq #asm2015



Larry Lynam @scopedbylarry · Jun 1
The press really seems to love fanning the public's germophobia. It sells. #ASM2015

1



David Coil @davidacoil · Jun 1
"Public has a huge germaphobia" @carlzimmer Journalists need to be careful about not feeind that. #asm2015

7 2



Paul Orwin @PMOrwin · Jun 1
Claim that symbiont interaction drives evolution much more than host genome mutations #ASM2015 interesting and provocative

1



Mya Breitbart @virome_girl · Jun 1
Saleh - RNA virus infects, creates dsRNA, starts RNAi response, viral RNA uses endogenous RT activity to make DNA (1/2) #ASM2015



Sam Diaz-Munoz @evolcoop · Jun 1
Guerrero, AAM Fellow: No basic or applied science. Only good + bad science. Important is the liberty 2 ask #asmenvivo #ASM2015 @profvrr



Laura Hug @LAHug_ · Jun 1
Next up: Supratim Mukherjee on the thousand microbial genomes: KMG. #ASM2015

1

Illumina @illumina · Jun 1
CZ: What is the effect of continual media saturation of (mostly) incremental research advances? Removal of context, for one... #asm2015



Mark Swanson @mammalgutz · Jun 1
Rosenberg: species concepts for animals and plants must take microbiota into consideration #ASM2015

2 1



Joseph McPhee @JoeBMcPhee · Jun 1
@carlzimmer on the saturation of microbiome research. Take home message - be skeptical! #ASM2015

4 3



Mark Pallen @mjpallen · Jun 1
#ASM2015 George now comparing Metagenome and metatranscriptome in athletes. M. smithii transcriptome up in athletes. And fat people.



Paul Wigley @DrWigley · Jun 1
Carl Zimmer both hilarious and reflective on micro biome and the media #asm2015

3 3



Paul Orwin @PMOrwin · Jun 1
Paper from @Symbionticism showing L. Wasps gut microbiota can drive hybrid

Paper from @Symbionticism showing f. Wasps gut microbiota can drive hybrid lethality labroides.files.wordpress.com/2013/08/brucke… #ASM2015

1



Thomas Sharpton @tjsharpton · Jun 1
@carlzimmer asks if continual saturation of 24 hour news cycle is beneficial. How many microbiome f/x obesity stories do we need #ASM2015

6 1



Ben Roller @ben_roller · Jun 1
R. Regoes: in Salmonella mouse model, each Salmonella cell has less than 1in 1 million chance of making it to lymph node #asm2015

1



Ben Roller @ben_roller · Jun 1
R.Regoes: Salmonella population bottlenecks during lymph node colonization #asm2015 300 cells per day make it from gut to lymph node!

3



Laura Hug @LAHug_ · Jun 1
I REALLY should have turned off email notifications before tweeting #ASM2015. #goodgrief

1 6



Mark Swanson @mammalgutz · Jun 1
Rosenberg: HGT into host genome of plants and animals is not rare. 145 genes in humans possibly acquired through HGT #ASM2015

3



David Coil @davidacoil · Jun 1
Thanks to @carlzimmer for the shoutout on the beard story and my @Slate response.(Just got Twitter working) #asm2015 slate.com/articles/healt…

7 5



Hannah H-M @hhollandmoritz · Jun 1
.@carlzimmer "A big flashy result, published in a big flashy journal often turns out not to be true." #ASM2015

6 2



Paul Orwin @PMOrwin · Jun 1
Hgt events at many important pts in plant and animal evolution #ASM2015



Julie Huber @JulesDeep · Jun 1
So @carlzimmer is talking about his "concerns" with respect to the 24-hour Microbiome New Cycle. I'm with him. #ASM2015

6 4



VignuzziLab @VignuzziLab · Jun 1
DNA forms of RNA viruses protect insects from virulence, making them persistent carriers. -Carla Saleh #asm2015

3 3



Erica Hartmann @ericamhartmann · Jun 1
And now Zimmer is highlighting news coverage of @chuttenh research #ASM2015



colin davidson @davidscj · Jun 1
Weinstock (Jackson labs): metagenomic sequencing reveals that bacteria and fungus metabolize air freshener compounds #ASM2015

1 1



Daan Speth @daanspeth · Jun 1
VCL uses context of unknown gene to generate hypotheses for gene function. In this case dna modification #**ASM2015**

1 1



Sam Diaz-Munoz @evolcoop · Jun 1
Guerrero: Breakthroughs come at intersections. I wasn't best limnologist or microbiologist, but among only microbial ecologists #**ASM2015**

2 1



Laura Hug @LAHug_ · Jun 1
VdCL - protein X is bacteriostatic when over expressed. Hypothesis - novel modifier of DNA from LGT acquisition. #**ASM2015**



Srijak Bhatnagar @srijakbhatnagar · Jun 1
So logical thought based media report: are beards mode of fecal transplant? Bahahah #toiletbeard #**asm2015** #mypoopmatters

Illumina @illumina · Jun 1
CZ surprised to find that consumers of mainstream media (@nytimes) were fascinated by microbiome research. Perhaps too fascinated.. #**asm2015**



Paul Orwin @PMOrwin · Jun 1
Gene for placenta formation comes from a retrovirus syncytin originally for viral fusion #**ASM2015** I knew this bc of Greg Bear

2 1



Mya Breitbart @virome_girl · Jun 1
Saleh - this DNA short/recombined form is necessary for establishing a persistent infection, in cell lines and flies #**asm2015**

1



Mark Pallen @mjpallen · Jun 1
#**ASM2015** now moving on to athlete gut microbiomes. But 16s again. Aha a conference bingo mention of enterotypes!

1



VignuzziLab @VignuzziLab · Jun 1
Session is about to start: Viruses - RNA, insects, sensing and evolution. Room 242 #**asm2015**



1 View photo



sarah gw @dirtygeew · Jun 1
Integration of viral gene into host genome lead to formation of placental mammals Rosenberg #**ASM2015**



Sara Blumer-Schuette @seblumer · Jun 1
Listening to @carlzimmer describe our microbiome as the rainforest within us. Lovely way to describe our microbes! #**asm2015**

3 2

Kapa Biosystems @KapaBiosystems · Jun 1
Come meet our team at #**asm2015**! Ask about our app notes #microbial #ngs

#qPCR



1 View photo

Joint Genome Inst. @doe_jgi · Jun 1
2:30pm, Mtg Rm 245 at #**ASM2015**: Our own Supratim Mukherjee on GEBA expansion with 1000 microbial #genomes bit.ly/1BAdcw7

2 2

Mya Breitbart @virome_girl · Jun 1
Saleh -shorter DNA form of RNA virus (not retrovirus) is produced early in persistent infection, using insect reverse transcriptase #**ASM2015**

1 1

Chris @DrChrisKellogg · Jun 1
Carl Zimmer talking about beard bacteria hysteria & 1st time he heard about fecal transplants at 2010 ASM mtg #**ASM2015** #microbiome

1 3

Hilary Lappin-Scott @lappinscott · Jun 1
Talking about fecal transplants now. Recall teaching this to Batchelor students in early 1990s about this approach! #notnew #**ASM2015**

4 5

Laura Hug @LAHug_ · Jun 1
Um, guys in the Zimmer session? Toilet beard is trending... #whathavewedone #**ASM2015**

10 10

Thomas Sharpton @tjsharpton · Jun 1
Woah. @carlzimmer says Janet Jansson's 2010 ASM talk inspired his interest in microbiome. The same talk inspired me to enter field. #**ASM2015**

6 2

Srijak Bhatnagar @srijakbhatnagar · Jun 1
@carlzimmer's reaction to hearing fecal transplant for first time "what's she talking about and what's coming next." Hahaha #**ASM2015**

Daan Speth @daanspeth · Jun 1
VCL even with in vivo function for protein, not necessarily main biological role #**ASM2015**

copypasteusa @copypasteusa · Jun 1
#**asm2015** Protein of unknown function, DUF1537 ebi.ac.uk/interpro/entry… pfam.xfam.org/family/PF07005

1

Mark Pallen @mjpallen · Jun 1
#**ASM2015** not sure why George still wedded to 16s. Now taking about shotgun metagenomics. But of dust 😏

1

Sam Diaz-Munoz @evolcoop · Jun 1
Guerrero: No hay ciencia básica ni ciencia aplicada. Hay ciencia buena y mala. Lo importante es libertad para preguntar #asmenvivo #**ASM2015**

3 1



Laura Hug @LAHug_ · Jun 1
VdCL- next ex. protein X - not even a domain annotated, but distributed widely on tree of life. #**ASM2015**

Illumina @illumina · Jun 1
CZ: Describes his first encounter with concept of fecal transplants with C. diff infections- at ASM 2010 #**asm2015**

3 2



Aunica Kane @AunicaKane · Jun 1
Dr. Khoruts and #fecaltransplant get a shout out by @carlzimmer at #**asm2015** @UMNresearch



3 4 View photo



Jon Badalamenti @JonBadalamenti · Jun 1
.@bacteriality @Paul_Carini @subsurface_life @DrJCThrash #**asm2015**



3 4 View photo



Paul Orwin @PMOrwin · Jun 1
Example agarase gene moved from marine microbe to gut microbe in Japanese #**ASM2015** #sushi

3 1



Maria Davis @mcd_611 · Jun 1
What u missed in Ballroom C so far: @carlzimmer #fiftyshades poop particles, toilet beards #Microbiome #**ASM2015** @ca

2



sarah gw @dirtygeew · Jun 1
Tag team presentation by Eugene Rosenberg and Ilana zilber-Rosenberg #**ASM2015**



Mya Breitbart @virome_girl · Jun 1
Saleh - RNA viral titers are lower during persistent infection in insects than during acute infection #**ASM2015**

2 1



VignuzziLab @VignuzziLab · Jun 1
Carla Saleh presenting the secrets underlying arbovirus persistence in insects. #**asm2015**

3



Mark Pallen @mjpallen · Jun 1

#ASM2015 George weinstock talking about pacbio and nanopore sequencing of 16s. No one else seems to be tweeting in this session.

3 1

Paul Orwin @PMOrwin · Jun 1
Acquiring a new symbiont can create a big shift #ASM2015 can also have hgt from transient residents, or as part of endosymbiosis

1

Larry Lynam @scopedbylarry · Jun 1
Cool. Carl brings in Sinclair Lewis's Arrowsmith. One of all time favs! #ASM2015

1

Srijak Bhatnagar @srijakbhatnagar · Jun 1
@carlzimmer :and how @davidacoil debunking it on slate. Doing a good public service. #ASM2015



4 1 View photo

Laura Hug @LAHug_ · Jun 1
VdCL - example shows how hard this can be - novel synthesis route is never found alone, never a smoking gun. #ASM2015

Sam Diaz-Munoz @evolcoop · Jun 1
Dr. Ricardo Guerrero: no era el mejor microbiólogo, ni el mejor limnólogo, pero era de los mejores ecólogos microbianos #asmenvivo #ASM2015

1

Hilary Lappin-Scott @lappinscott · Jun 1
But van Leeuwenhoek reported we are covered in microbes SOO long ago! We've known complex microbial communities are everywhere #ASM2015

2 1

Jeff Gralnick @bacteriality · Jun 1
Inspired by @carlzimmer #ASM2015



24 22 View photo

Mark Swanson @mammalgutz · Jun 1
Ilana and Eugene Rosenberg: equal number of male and female speakers in one presentation! #ASM2015

Paul Orwin @PMOrwin · Jun 1
Shifts in microbial # can be mech of rapid adaptation #asm2015

1 1

Laura Hug @LAHug_ · Jun 1
VdCL - annotation tools with in vitro experiments to prove function of paralog matches type enzyme, ID'd upstream DUF in pathway. #**ASM2015**

Madhusudan Katti @leafwarbler · Jun 1
Quick, hashtag it! #toiletbeard!! "@jennomics: .@carlzimmer coins the term "toilet beard" #**ASM2015**"
7 6
View conversation

Srijak Bhatnagar @srijakbhatnagar · Jun 1
@carlzimmer pointing out media misinformation and sensationalism in the field of microbiome #**ASM2015**

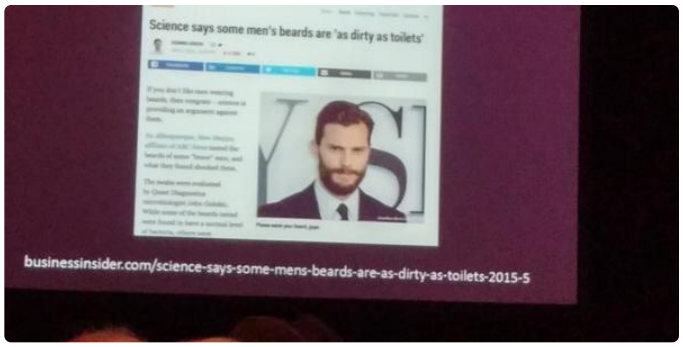

10 5
View photo

Mya Breitbart @virome_girl · Jun 1
Saleh - main ? - how do insect vectors develop persistent viral infection in the presence of RNAi? #**ASM2015**

Paul Orwin @PMOrwin · Jun 1
Variation in microbes crucial raw material for evolution. Microbial amplification, hgt, acquiring from env #**ASM2015**
2

Joe James @JoeTCJ · Jun 1
.@davidacoil shoutout in the hyperbolome talk. Nice! #**asm2015**

Larry Lynam @scopedbylarry · Jun 1
The irrational germophobia story of the week: Beards are filthy! By @DavidACoil: slate.com/articles/healt… via @slate #**asm2015**
1

Jenna Morgan Lang @jennomics · Jun 1
Our own @davidacoil gets major shout out from @carlzimmer #**ASM2015**
2 1

Thomas Sharpton @tjsharpton · Jun 1
.@carlzimmer points to @davidacoil's slate article that noted problems w/ poop beard study #**ASM2015**. Rationality need to temper hyperbole.
3 2

Hannah H-M @hhollandmoritz · Jun 1
.@carlzimmer mentions @davidacoil's beard-debunking in his talk at #**ASM2015**.

Brian Kvitko @KvitkoPhD · Jun 1
I wonder what the leaf surface microbiome is like on the pothos plants in the conference hall bathrooms #**ASM2015**

Mya Breitbart @virome_girl · Jun 1
Tweetup tonight at Fat Tuesday's in riverwalk, end closest to convention center, today starting at 4:45, see you there #**ASM2015**
6 2



Jeff Gralnick @bacteriality · Jun 1
Piece by @davidacoil to point out the silly: slate.com/articles/healt… #**ASM2015**

7 1



Paul Orwin @PMOrwin · Jun 1
Not just general stuff, microbes role also in development, immunity, etc #**asm2015**



Erica Hartmann @ericamhartmann · Jun 1
.@davidacoil getting a shoutout from Carl Zimmer for his work disproving the dangers of poop beards #**ASM2015**

4

Illumina @illumina · Jun 1
CZ illustrates just how quickly stories can get spread, and how inaccurately (i.e. the "toilet beard" story from last month #**asm2015**

1 1



Diana Hernandez Ph.D @deray28 · Jun 1
Incidentaloma: finding things you weren't looking for ~Morgan #**ASM2015**

3 1



Jenna Morgan Lang @jennomics · Jun 1
.@carlzimmer coins the term "toilet beard" #**ASM2015**

2 2



Jon Badalamenti @JonBadalamenti · Jun 1
.@carlzimmer asks bearded men in the #**asm2015** audience: "am I festooned with feces?"

1 2



Ben Roller @ben_roller · Jun 1
Applied mathematician Roland Regoes talking on pathogen pop. dynamics within the host #**asm2015** stochasticity+bottlenecks=extinction



Larry Lynam @scopedbylarry · Jun 1
So what's growing in your beard? Carl walking us through the MSM beard & bacteria panic earlier this year #**ASM2015**

1 1



Daan Speth @daanspeth · Jun 1
VCL is 1 by 1 characterizing the function of genes in e coli. 21 in 10 yrs. appeal for community effort #**asm2015**

1



Nicole Narayan @Nicole_Narayan · Jun 1
. @carlzimmer Encouragingresponsible journalism when microbiomes are so sexy #**ASM2015**

2 1



Thomas Sharpton @tjsharpton · Jun 1
.@carlzimmer notes misinformation abt microbiome can rapidly spread, grow in hyperbole in media. beard microbiome story as example #**ASM2015**

4 2



Jeff Gralnick @bacteriality · Jun 1
Science says some men's beards are 'as dirty as toilets' here it is #**ASM2015**
businessinsider.com/science-says-s…

1 1 View summary



Mya Breitbart @virome_girl · Jun 1
Saleh - projection in 15 years, insect-borne viral diseases of humans will increase greatly in biogeography #ASM2015

3 1



Paul Orwin @PMOrwin · Jun 1
Long term fidelity of symbionts often transmitted vertically. Holobiont =host + microbiota #ASM2015

1



Laura Hug @LAHug_ · Jun 1
VdCL: looking for functions for genes, or genes for functions not yet ascribed. 21 genes to date - postdoc slaving was mentioned. #ASM2015

2 1



Jon Badalamenti @JonBadalamenti · Jun 1
I'm really excited to hear what @carlzimmer thinks about "a really deep beard scrubbing" #asm2015



Microbiome @MicrobiomeJ · Jun 1
The microbiome and the hyperbolome: @carlzimmer talks at #ASM2015

1



Brian Kvitko @KvitkoPhD · Jun 1
My beard feels gross now #ASM2015

2



Daan Speth @daanspeth · Jun 1
VCL 25-30% of genes in e coli still unknown (or not known enough) #asm2015

1



Paul Orwin @PMOrwin · Jun 1
Slightly late for holobiont session #ASM2015



Amanda Lyn Gunn @AmandaLynGunn · Jun 1
Bottlenecks + Stochasticity --> Extinction
Roland R. Regoes #ASM2015



Sam Diaz-Munoz @evolcoop · Jun 1
Because "umbral de huésped" sounds ++beautiful than "host range" come to ASM en vivo! Right now 350. #ASM2015



View photo



Laura Hug @LAHug_ · Jun 1
VdCL: with that metric, we know the function of 20-28% for E. Coli, which is 'appalling'. #asm2015

2 1



Melissa Going Viral @researchingsf · Jun 1
Anxiously awaiting Carl Zimmer's talk, "The Microbiome and the Hyperbolome: the Quest for Good Journalism on a Very Sexy Subject" #ASM2015

3 2



Daniel @Read1000Lives · Jun 1
Clean or dirty? What is clear is that local news is awful. #**ASM2015**

1



Mya Breitbart @virome_girl · Jun 1
Saleh - viral infection from standpoint of the insect vector #**ASM2015**



Hilary Lappin-Scott @lappinscott · Jun 1
Zimmer: The microbiome and the hyperbolome. Starting with a video on microbiome of beards! Swabbing beards.
@carlzimmer #**ASM2015**

3 1



Laura Hug @LAHug_ · Jun 1
VdCL: defines 'known function' stringently. Must have activity within defined pathway. Must have specific molecular function. #**ASM2015**

1



Daan Speth @daanspeth · Jun 1
Valerie de Crecy-Lagard illustrating how many genes we don't know yet #**asm2015**



Mark O. Martin @markowenmartin · Jun 1
And why wouldn't archaea get on the #MicrobialSupremacy bandwagon? @Archaellum agrees. #**ASM2015**



1 View photo



Thomas Sharpton @tjsharpton · Jun 1
. @carlzimmer speaking at #**ASM2015**. New Omics word: hyperbolome. Award worthy? Cc: @phylogenomics

1 2

Illumina @illumina · Jun 1
Carl Zimmer: The quest for good journalism on microbiome research #**asm2015**

2 1



Daniel @Read1000Lives · Jun 1
About to hear @carlzimmer at #**ASM2015**, who is not going to be talking about 50 Shades of Gray, but the Hyperbolome and scientific journalism



Laura Hug @LAHug_ · Jun 1
VdCL - genes of unknown function, essential domains of unknown function - often up to 40-50% of genomes. #**ASM2015**



Amanda Lyn Gunn @AmandaLynGunn · Jun 1
Up next: Population Dynamics of Bacterial Infections, Roland R. Regoes #**ASM2015**

1 1



Mark O. Martin @markowenmartin · Jun 1
Coming back from lunch, I saw this. Love reflections. #**ASM2015**





View photo



Austen Terwilliger @AustenLeeT · Jun 1
The amazingly vast vendor exhibit at #**ASM2015**



View photo



T2 Biosystems @T2Bio · Jun 1
$TTOO to speak on the impact of implementing T2Candida for high risk patients at #**asm2015** tonight at 7pm

1



copypasteusa @copypasteusa · Jun 1
#**asm2015** Unearthing the Dark Matter of Microbial Metabolism and Diversity abstractsonline.com/Plan/ViewSessi…
Genes of unknown function: how many?

2



CellPressNews @CellPressNews · Jun 1
The role of #evolution for #root and #gut #microbiota #**ASM2015** ow.ly/NCEju



Chris Davitt @DavittChris · Jun 1
Learning all sorts of cool things about the microbial consequences of the #wholefood movement @ #**ASM2015** #science #food

1



Larry Lynam @scopedbylarry · Jun 1
Next up Carl Zimmer TheMicrobiome & the Hyperbolome. This should be great. #**ASM2015**

1



Julie Huber @JulesDeep · Jun 1
Next up at #**ASM2015** is @carlzimmer talking about "The Microbiome and the Hyperbolome: The Quest for Good Journalism on a Very Sexy Subject."

1 1



Laura Hug @LAHug_ · Jun 1
Valerie de Crecy-Lagard kicks off microbial dark matter session with discussion of what dark matter means - many things! #**ASM2015**



Brian Kvitko @KvitkoPhD · Jun 1
I'm hiring! Looking for a molecular bio technician at UGA. I expect the official job posting to go live in late August. #**ASM2015**

1 2



Dr Ron Xavier @busybug84 · Jun 1
At the American Society for Microbiology general meeting #**asm2015** session on "Benefits and risks of fresher and more natural food trends"

1



Noelle Bryan @nbryan5 · Jun 1
Ecological microbial dark matter that is. Who are they and what are they doing? Answers to be covered. #**ASM2015**

1

Illumina @illumina · Jun 1
Looking forward to the @carlzimmer talk next at #**asm2015** on the "hyperbolome"
2 1

Mónica Feliú-Mójer @moefeliu · Jun 1
Ya comenzó #ASMenvivo gm.asm.org/index.php/scie … #**ASM2015** #cienciaenespañol
3

Noelle Bryan @nbryan5 · Jun 1
Microbial dark matter session staring now! #**asm2015**

T&F Bioscience @tandfbiosci · Jun 1
Ask about the Special Issue on Temperature Sciences in Brazil for the journal Temperature at booth 105! #**asm2015** #asm ow.ly/Ns6fX

Symplur Hashtags @healthhashtags · Jun 1
Top Influencers of #**asm2015**: @asmicrobiology @scopedbylarry @gilbertjacka @drjcthrash Real-time Analytics: bit.ly/1EHnjiT
1 4

PLOS @PLOS · Jun 1
First 15 attendees to come by @PLOS's booth 122 and ask "How Open is it?" get a free PLOS t-shirt. #**ASM2015**
1 1

PLOS Blogs @PLOSBlogs · Jun 1
First 15 attendees to come by @PLOS's booth 122 and ask "How Open is it?" get a free PLOS t-shirt. #**asm2015**

Amer. Soc. Micro. @ASMicrobiology · Jun 1
Explore prokaryotic nanomachines & the impact of tech advances @ ASM-FEMS Joint Symposium "153 General Motors" in Mtg Room 252! #**asm2015** ^lp

Maria Davis @mcd_611 · Jun 1
#excited for @carlzimmer @ASMicrobiology #**ASM2015** starting in 2 min

MicrobeWorld @MicrobeWorld · Jun 1
Vea en vivo la historia de la microbiología, secuenciación y microbios y desarrollo de vacunas. microbeworld.org/asmlive #**asm2015**
2 2

Mark Swanson @mammalgutz · Jun 1
About to listen to Eugene Rosenberg's talk From the First Eukaryote to Man: The Hologenome Concept #**ASM2015**

Jennifer DeBruyn @JennDeBruyn · Jun 1
Love the @Mobio "Heart and Soil" t-shirts, celebrating the international year of soils! #**ASM2015** #SoilMicrobiology
4 1

Sam Diaz-Munoz @evolcoop · Jun 1
En 5 minutos #**ASM2015** en vivo con @GreetDiaz. Sintoniza en línea:

@CienciaPR @Selini @moefeilu @SMPRMicro



2 3 View photo

Betty Zou @BisousZou · Jun 1
.@carlzimmer @ASMicrobiology Any chance this talk will be available online later for those of us missing #**ASM2015** this year?

1 View conversation

Samantha L Elliott @immunoprof · Jun 1
Strategic plan #**asm2015** #asmfutures



1 View photo

Lygos @LygosBiotech · Jun 1
Hi to our colleagues who are harnessing the power of nature & microbes at #**ASM2015**

1

Joint Genome Inst. @doe_jgi · Jun 1
At 2pm in @ASMicrobiology Meeting Rm 245: @UF Valeria de Crecy-Lagard on mining unknowns by comparative #genomics #**ASM2015**

1 2

Joe James @JoeTCJ · Jun 1
WiFi in Ballroom C is limping along ahead of @carlzimmer talk #**asm2015**

Brian Kvitko @KvitkoPhD · Jun 1
kickstarter.com/projects/nerdc… #**ASM2015** #DefendersofSoma

Maria Davis @mcd_611 · Jun 1
Anti-sigma factors are #cool. Come find out why @Poster1177 #**ASM2015** @ASMicrobiology

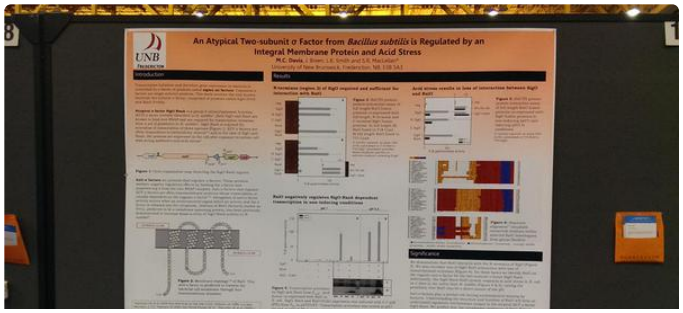



2 View photo

Scott Britton @OmmegangLabGuy · Jun 1
#**ASM2015** Benefits and Risks of Fresher Food Session! Excited!



View photo

David Coil @davidacoil · Jun 1
.@ASMicrobiology Love the Genome Announcement Journal... have 17 in there so far. #**asm2015**

2 1

Surya Saha @SahaSurya · Jun 1
Looking forward to the twitter storm from @carlzimmer #**ASM2015** #microbiome talk

> **carlzimmer** @carlzimmer
> At #ASM2015? Join me in Ballroom C to talk about the hyperbolome at 2 abstractsonline.com/Plan/ViewSessi…

The Kavli Foundation @KavliFoundation · Jun 1
Part 3 of our #microbiome series: How to Search for Life on Other Worlds: ow.ly/NJoTm twitter.com/JulesDeep/stat… #**ASM2015**

> **Julie Huber** @JulesDeep
> The @KavliFoundation has been holding symposia on #Microbiome Science, resulting in the recent call from the @whitehouse for ideas & input.

1

Mark O. Martin @markowenmartin · Jun 1
@SGlaven Now THAT is early commitment to #MicrobialSupremacy #**ASM2015**
View conversation

Ion Torrent @iontorrent · Jun 1
Miss any of the Ion Torrent Posters from #**ASM2015** ? Download the FULL poster now oak.ctx.ly/r/33efi

Greetchen Diaz @GreetDiaz · Jun 1
En minutos. ASM en Vivo desde New Orleans. #Microbiologia en #Español #**ASM2015** @ASMicrobiology @CienciaPR

carlzimmer @carlzimmer · Jun 1
At #**ASM2015**? Join me in Ballroom C to talk about the hyperbolome at 2 abstractsonline.com/Plan/ViewSessi…

5 3

Steven Hecht @Profmicro · Jun 1
Lunch of shrimp po'boys and side trp to cafe du monde over. Time for @carlzimmer and microbiome #**ASM2015**

1

Luminex @Luminex · Jun 1
Busy day at the booth! Lots of ARIES demos happening. Come by for your own

demo! #**ASM2015** hubs.ly/y0RWYY0



1 1 View photo

The Kavli Foundation @KavliFoundation · Jun 1
Part 2 of our #microbiome series: How Nano Can Help Us Understand Nature's Microbes: ow.ly/NJoCt twitter.com/JulesDeep/stat… #**ASM2015**

> **Julie Huber** @JulesDeep
> The @KavliFoundation has been holding symposia on #Microbiome Science, resulting in the recent call from the @whitehouse for ideas & input.

1

SMK @SarahMicrobio · Jun 1
Damn right it does! #**ASM2015** #swag #labroots



View photo

Amer. Soc. Micro. @ASMicrobiology · Jun 1
148 "Recent Developments in Microbiome Research" further explores ASM Lecturer Martin Blaser's Opening Session presentation topic. #**asm2015**

1 3

Jon Badalamenti @JonBadalamenti · Jun 1
.@bacteriality "look at me! I'm @DrJCThrash! I have a big crowd!" #**asm2015**



2 13 View photo

CellPressNews @CellPressNews · Jun 1
Check out the Cell Selections on #CRISPR/Cas9 and pick up your copy at booth 410! #**ASM2015** ow.ly/NCFkl

2 1

Rob Edwards @linsalrob · Jun 1

@dnasko next to his crazy version of the phage proteomic tree... go #phage #**ASM2015**



3 2 View photo

Driton Smakaj @dsmakaj · Jun 1

#Books make you change...and change is the road to enjoy life!

amazon.com/gp/product/B00…

#IARTG #**ASM2015** #ASMSG #IAN1 #kindleunlimited #eBook

1 1

New England Biolabs @NEBiolabs · Jun 1

NEB's updated buffer system makes #DNA digests even easier! Grab a buffer poster at #**asm2015** booth 810.

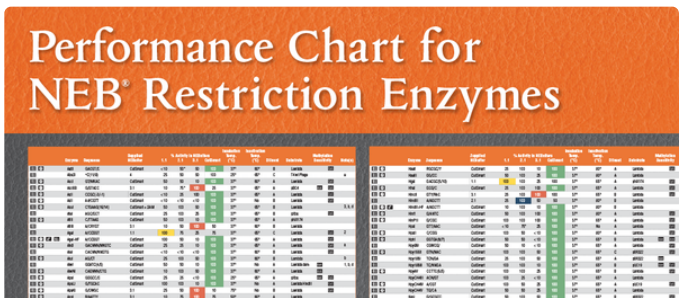



1

View photo

Joint Genome Inst. @doe_jgi · Jun 1
Don't miss #**ASM2015** session "Unearthing Dark Matter of Microbial Metabolism & Diversity" starting 2pm Meeting Rm 245 bit.ly/1AGQfvY

2 2

The Kavli Foundation @KavliFoundation · Jun 1
Part 1 of our #microbiome series: The Mind-bending Power of Bacteria ow.ly/NJnZh twitter.com/JulesDeep/stat… #**ASM2015**

> **Julie Huber** @JulesDeep
> The @KavliFoundation has been holding symposia on #Microbiome Science, resulting in the recent call from the @whitehouse for ideas & input.

Kent Wilson @Kent_Wilson_ · Jun 1
Love it when I'm in another city and hear Sedona by @Houndmouth .... Well played @Starbucks ...Well played #PunIntended #NOLA #**ASM2015**

List Labs @ListLabs · Jun 1
We're at #**ASM2015**! Looking forward to meeting scientists from all over the world. Stop by our booth #805.

Joe James @JoeTCJ · Jun 1
At the #ASMCultures lounge. Comfy couches! #**asm2015**

1

T2 Biosystems @T2Bio · Jun 1
$TTOO symposium on the impact of implementing T2Candida for high risk patients at #**asm2015** tonight at 6:30 bit.ly/1Fs1Glv

Ion Torrent @iontorrent · Jun 1
Nathan Ledeboer asks: What Role will Sequencing Play in the Lab of the Future? #**ASM2015** Workshop 6/2 REGISTER NOW oak.ctx.ly/r/33e7f

Eoin Brodie @elbrodie · Jun 1
Miyoung Chun - @KavliFoundation - importance of microbiomes, challenges and potential outcomes. #**ASM2015**

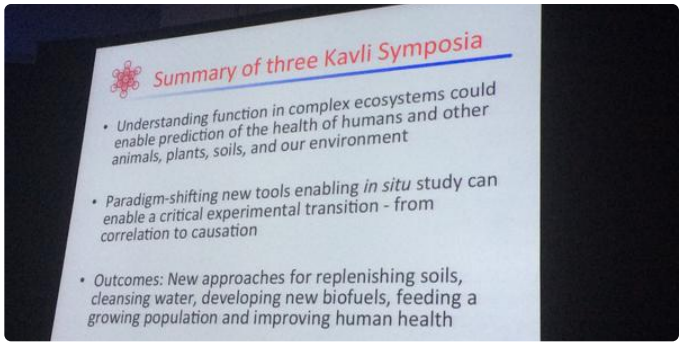

View photo

Ion Torrent @iontorrent · Jun 1
FULL POSTER dwnld #**ASM2015** Poster #1348 Bacterial Identification Using Ion Torrent™ Technology oak.ctx.ly/r/33e4e

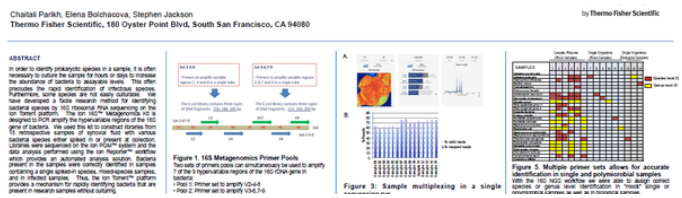



2 4 View photo



Cynthia Silveira @CynthiaBSilveir · Jun 1
Don't get science dieseases! Stop by #asmjournals at **#asm2015** for prevention tips!

1



Amy M. Hurwitz @AmyMHz · Jun 1
Presenting my poster (#1815) right now in Division V, Clinical & Diagnostic Immunology until 1:45pm. Back to row 1 afterward! **#ASM2015**

3 1



Diana Hernandez Ph.D @deray28 · Jun 1
Clouds are rolling in again. I guess I'll be soaked once more after today's session **#ASM2015**

Amer. Soc. Micro. @ASMicrobiology · Jun 1
Turn in your completed **#asm2015** Exhibit Hall Passport to ASM booth 501 for a chance to win an iPad, FitBit, ASM Press book, and more! ^lp

MicrobeWorld @MicrobeWorld · Jun 1
Watch "The Effect of Agion Silver Technology on the Bacterial Populations Found on Door Handles" **#asm2015**... youtu.be/6BZiGampzP8?a

1 1

Luminex @Luminex · Jun 1
Talk to us about our new NxTAG #Respiratory Pathogen Panel RUO at **#ASM2015**, booth 719! See the videos: hubs.ly/y0RSkk0

3 2

Accelerate @AXDXNews · Jun 1
Be a part of the @ASMicrobiology audience at #asmLive, the interactive internet talk show of **#asm2015** bit.ly/1I5Cx5M

1

BioFire Diagnostics @BioFireDX · Jun 1
Come meet the #BioFireDX poster authors tonight at the Aquarium of the Americas @ 7PM. **#ASM2015**

3



Mike Manzella @manzillla · Jun 1
I feel like the world could be ending and I wouldn't hear about it on Twitter because of all the **#ASM2015** chatter - keep it up!

1



Michele Banks @artologica · Jun 1
I made you some new blue viruses and bacteria etsy.com/shop/artologic… **#ASM2015**

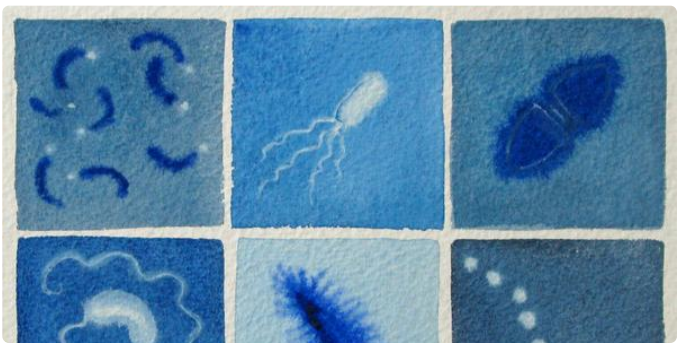

9 6 View photo

Hologic @Hologic · Jun 1
Learn why two tests are better than one. ThinPrep Pap test and Aptima HPV assay at booth 737 #**ASM2015** ow.ly/N15De

3

Cell Symposia @CellSymposia · Jun 1
The role of #evolution for #root and #gut #microbiota #**ASM2015** ow.ly/NJgkU

Oxford Journals @OxfordJournals · Jun 1
To celebrate #**ASM2015** we have selected articles from a range of OUP journals in this Joint Virtual Issue oxford.ly/1AR4Gsh

4 1

Amer. Soc. Micro. @ASMicrobiology · Jun 1
#**asm2015** Want to become more involved in ASM activities? Learn more at the CSWM Open Forum Meeting, Mon, 3:00 PM, NO Marriott, Galerie 4 ^hg

2 1

Julie Huber @JulesDeep · Jun 1
Very sobering talk on federal and foundation support for basic scientific research by Dr Miyoung Chun from @KavliFoundation #**ASM2015**

Noelle Bryan @nbryan5 · Jun 1
@DrJCThrash presenting work on Northern Gulf of Mexico cultivation work done with @HensonMW_08 #**asm2015**

1 1

CLC bio @CLCbio · Jun 1
Need a little pick me up at #**ASM2015**? Stop by booth #371 and say hi :) #qiagenbioinformatics



2 View photo

Eoin Brodie @elbrodie · Jun 1
Miyoung Chun at President's Forum speaking on what Philanthropy can do for science. #**ASM2015** @KavliFoundation



2 View photo

Dan Spakowicz @dspakowicz · Jun 1
science is evidence-based thinking openly communicated and anyone can do it at his or her own level of expertise -- Holt. Amen. #**ASM2015**

1 2



Erika Shugart @ErikaShugart · Jun 1
Really inspired by @RushHolt's call for scientists to communicate about what science is and how it works. #**ASM2015**

1 3

Amer. Soc. Micro. @ASMicrobiology · Jun 1
Dr Miyoung Chun is Exec VP of Science Programs at @KavliFoundation. She will present "Philanthropy: What Can It Do for Science?" #**asm2015**

1



Sam Diaz-Munoz @evolcoop · Jun 1
.@DrJCThrash draws a crowd. Poster 1702 right now Gulf microbial communities #**ASM2015**

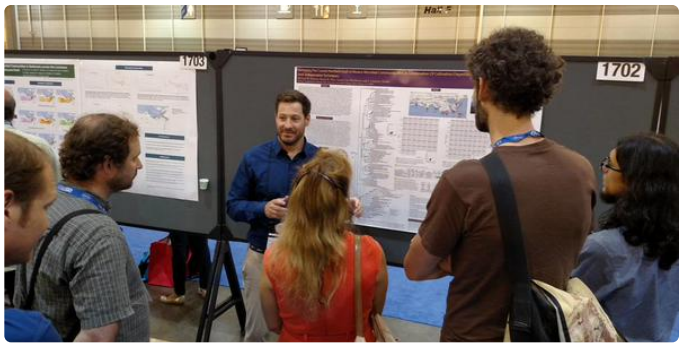

1 1 View photo



Eoin Brodie @elbrodie · Jun 1
@KatheMathBio we need to communicate in simple terms what science is and what is special about. #**ASM2015**

1 View conversation

Amer. Soc. Micro. @ASMicrobiology · Jun 1
Science is evidence based thinking openly communicating. Anyone can do it. - Holt #**asm2015**

6 1

Amer. Soc. Micro. @ASMicrobiology · Jun 1
We teach and talk about science as if only a scientist can understand it. - Holt #**asm2015**

4



James Kremer @JamesKrem · Jun 1
My talk about the plant microbiome and innate immunity is at 2:45 in room 260. Come check it out! #**asm2015**

4 4

Amer. Soc. Micro. @ASMicrobiology · Jun 1
Stop by the ASM booth to get an #AgarArt2015 contest magnet. To learn more go to: tinyurl.com/q4s494j #**ASM2015** ^cg



7 2 View photo



Sherin George @sherintgeorge · Jun 1
Just exploring #NOLA #**asm2015** @ The Scrap House
instagram.com/p/3ZT3gwIYWw/

1



Cassie Ettinger @casettron · Jun 1

If you missed it, my poster "Edge Effects and Seagrass Microbiome Diversity" is up all day! Check it out! #**ASM2015**

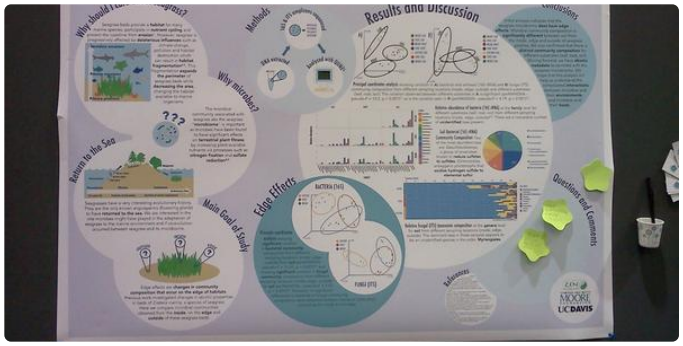

2 2 View photo



Brandon R. Briggs @extrememicrobe · Jun 1

Loving all of the #**ASM2015** tweets. Keeping me entertained on the rode trip.

1



Eoin Brodie @elbrodie · Jun 1

Rush Holt - AAAS CEO "there is an eroding appreciation for science". Scientists need to improve communication. #**ASM2015**

3 4



Erika Shugart @ErikaShugart · Jun 1

.@rushholt at #**ASM2015** - scientists need to "Communicate broadly about the essence of science" - Couldn't agree more.

6 3



Anna Blazier @annablazier · Jun 1

When you strip away the terminology and the methodology, what do you want the public to takeaway from your science? #**asm2015** @RushHolt

5 2



Sima Tokajian @STokajian · Jun 1

Love ASM and ASM journals...come to poster 1444 @ASMicrobiology #**ASM2015**



2 5 View photo



Kevin Bonham @Kevbonham · Jun 1

@erbyfub Where are you hanging at #**ASM2015** ? Would be great to actually meet!



Amer. Soc. Micro. @ASMicrobiology · Jun 1

Most alarming - an eroding appreciation of science what it is, how it works , and why it is so special - Holt #**asm2015**

4 1



DeNovix Inc. @DeNovix · Jun 1

Hey #**asm2015** ! Stop by booth 758 for a demo of the worlds 1st microvolume spec fluorometer combo and maybe a freebie





View photo

Anna Blazier @annablazier · Jun 1
I am an engineer, scientist, and now a natural philosopher! #**asm2015** @RushHolt

CDC AMD @CDC_AMD · Jun 1
AMD methods are helping scientists develop a streamlined technique for detecting cyclospora. #**asm2015** Poster 1860. 1.usa.gov/1ca8a2J

1

Amer. Soc. Micro. @ASMicrobiology · Jun 1
It is a great time to be a scientist.... But not all is well in the garden of science. - Holt #**asm2015**

3 1

Rahul Shivhare @iRahulShivhare · Jun 1
Infection and Immunity is my favourite ASM journal #ASMJournals #**ASM2015**

2 3

Erika Shugart @ErikaShugart · Jun 1
Met up with @markowenmartin and Lilith in the Press Room. #**ASM2015**



1

View photo

MRIGlobal @MRIGlobal_News · Jun 1
Smiling faces await you @ASMicrobiology! We are in booth 128. #**ASM2015**





3 2

View photo

Amer. Soc. Micro. @ASMicrobiology · Jun 1
We are a voice for science. - Holt #**asm2015** President's Forum

1 1

Andy Larrea @AndyLarrea · Jun 1
The @PacBio Petri dish is filling up. Come by our booth for a chat. #**ASM2015**



4 2 View photo

Amanda Lyn Gunn @AmandaLynGunn · Jun 1
Legionnaires rap during my favorite microbe. :) #**asm2015**

4 4

EJ @Twin285 · Jun 1
Today I gave my postdoc #Staph. She then gave me #MRSA. I have no regrets. #**ASM2015** #PlushToyMicrobes @moriacc

3 5

ASM Newsroom @ASMnewsroom · Jun 1
Tim Donohue gives State of the Society address #**ASM2015**



1 2 View photo

Julie Huber @JulesDeep · Jun 1
@virome_girl Did you go to the Meet the Speaker thing yesterday? I was told I should go, but it means I miss the tweetup meetup! #**ASM2015**

View conversation

Amer. Soc. Micro. @ASMicrobiology · Jun 1
Dr Holt, chief executive officer of @AAAS_News & executive publisher of the Science journals will speak on “Advancing Science” #**asm2015**

1 2

Amer. Soc. Micro. @ASMicrobiology · Jun 1
Now, the President’s Forum, “Advancing Knowledge and Innovation” #**asm2015**

1 1

Brian Kvitko @KvitkoPhD · Jun 1
#DefendersofSoma Freekin Awesome! #**ASM2015**



1 View photo

Amer. Soc. Micro. @ASMicrobiology · Jun 1
"I see an even brighter future for microbial sciences and ASM." - Donohue #asm2015

1 1

Amer. Soc. Micro. @ASMicrobiology · Jun 1
It has been an honor & pleasure to serve & meet students, members & staff who are excited about the field & ASM. - Donohue #asm2015

1 1

Amer. Soc. Micro. @ASMicrobiology · Jun 1
We will compile all feedback, bring it back to the Futures Project Group and the CPC for refinement. #asm2015

1 1

Amer. Soc. Micro. @ASMicrobiology · Jun 1
If you have not already provided feedback, come to the town hall this evening at 5:00pm in Mtg Room 239. #asm2015

1 1

Diana Hernandez Ph.D @deray28 · Jun 1
Music at #asm2015



View photo

Ion Torrent @iontorrent · Jun 1
Need more complete genome assemblies? Ion TrueMate Library Kits can help. Learn more at #ASM2015 Booth 237

Amer. Soc. Micro. @ASMicrobiology · Jun 1
For example, it creates new opportunities for 2-way conversations among members, ambassadors, & more #asm2015

1 1

Ion Torrent @iontorrent · Jun 1
Trouble with genome assembly? New mate pair kits from Ion Torrent - learn more at Booth 237 #ASM2015

1

Amer. Soc. Micro. @ASMicrobiology · Jun 1
We believe that a realignment of organizational structures can improve ASM. #asm2015

1 1

Julie Huber @JulesDeep · Jun 1
@chicaScientific @DrJCThrash lol, no. Been changing from purple to pink to blue to orange all day long. It's making me sleepy. #ASM2015

1 View conversation

Amer. Soc. Micro. @ASMicrobiology · Jun 1
The Futures Group believes we need to hear feedback on what we seek to achieve before we plan for how to get there. #asm2015

2 2

Amer. Soc. Micro. @ASMicrobiology · Jun 1

"ASM is a vibrant, responsive and transparent organization." – Joe Campos #asm2015

2 1

Amer. Soc. Micro. @ASMicrobiology · Jun 1
"ASM's culture of scholarship and innovation advances the microbial sciences." – Sharp #asm2015

2 2

Amer. Soc. Micro. @ASMicrobiology · Jun 1
The society plays a critical role in publishing the latest advances in the microbial sciences and in creating leaders - Sharp #asm2015

4 2

Amer. Soc. Micro. @ASMicrobiology · Jun 1
"ASM both educates and learns from stakeholders to ensure the growth and advancement of the microbial sciences." - Atlas #asm2015

1 1

Amer. Soc. Micro. @ASMicrobiology · Jun 1
We recognized that our stakeholders are increasingly global, are varied demographically, and are pursuing new activities - DiRita #asm2015

1 1

Amer. Soc. Micro. @ASMicrobiology · Jun 1
"ASM is an inclusive organization, engaging with and responding to the needs of its diverse constituencies." - Vic DiRita #asm2015

1 1

Amer. Soc. Micro. @ASMicrobiology · Jun 1
ASM's core purpose: "To promote and advance the microbial sciences." - Magdia De Jesus #asm2015

3 2

bioMérieux Inc. @biomerieux_inc · Jun 1
Our rapid diagnostics support #antibioticstewardship, to help reduce unneccesary #antibiotics use. #ASM2015 @BioFireDX

1 1

Chris Upton @cupton1 · Jun 1
#Science humor | Please fund my grant, please fund my grant #ASM2015 | @scoopit sco.lt/6hJfaD



6 3 View photo

Mari Miyamoto @marimiya_tky · Jun 1
@marimiya_tky: New version of Finishing module includes PacBio error correction and assembler! Booth 371. #ASM2015







1 View photo

Joe James @JoeTCJ · Jun 1
@ASMicrobiology My favorite journal is AEM #asmjournals #**asm2015**

4 2

Vadose Zone Journal @vadosezonej · Jun 1
When microbiology meets critical zone science, dynamic things happen. See this issue of @vadosezonej - goo.gl/uquxQn - #**ASM2015**

Amer. Soc. Micro. @ASMicrobiology · Jun 1
The Futures Project Group includes a diverse cross section of ASM's members, staff, and stakeholders. #**asm2015**

2 2

Amer. Soc. Micro. @ASMicrobiology · Jun 1
And, how could ASM be structured/do business to better achieve its goals? #**asm2015**

2 1

Amer. Soc. Micro. @ASMicrobiology · Jun 1
ASM launched a Futures Project to answer: Where will ASM need to focus to remain the preeminent scientific society in microbiology? #**asm2015**

2 1

IScienceWriter @isciencewriter · Jun 1
On @teamsynbiosis booth 902 #**ASM2015** new software for rapid AST measurement #antibiotic sensitivity prediction #AMR ow.ly/MVWiD

Arash Komeili @micromagnets · Jun 1
I had an incredible time at the mentors lounge. Will definitely do it again in the future. #**ASM2015**

2

Amer. Soc. Micro. @ASMicrobiology · Jun 1
ASM Microbe offers a trans-disciplinary experience & a chance to explore new approaches to learning, connections and collaboration. #**asm2015**

1 1

Eoin Brodie @elbrodie · Jun 1
Tim Donohue at ASM State of the Society announces two new journals. mSphere and mSystems. #**ASM2015**



8 2 View photo

Lizeth Lacharme @lvlll342 · Jun 1
#**asm2015**

Prof Freegley. ..i meant Wigley





1 View photo

Amer. Soc. Micro. @ASMicrobiology · Jun 1
Next year ASM will be launching ASM Microbe as a new yearly meeting. ASM Microbe brings together the General Meeting & ICAAC. #**asm2015**

4 2

Amer. Soc. Micro. @ASMicrobiology · Jun 1
ASM has developed two new open access journals - mSphere & mSystems - to provide a home for top papers in the microbial sciences. #**asm2015**

2 1

Ben Roller @ben_roller · Jun 1
Closed genome! rrn duplication! Just got my mind blown seeing @JonBadalamenti 's poster on long read metagenomics #**asm2015**

2 7

CellPressNews @CellPressNews · Jun 1
New advances in the effort against #Ebola from @cellhostmicrobe #**ASM2015** ow.ly/NCDCB

Quartzy @Quartzy · Jun 1
Another day of awesome science at #**ASM2015** - we're still giving out #quartzycards so come by and pick them up at our booth!

2 2

Amer. Soc. Micro. @ASMicrobiology · Jun 1
I want to both review some exciting recent events and talk about the future. - Tim Donohue, ASM President #**asm2015**

3 1

S. Strycharz-Glaven @SGlaven · Jun 1
Thanks @markowenmartin #MicrobialSupremacy #**ASM2015**



1 View photo

Amer. Soc. Micro. @ASMicrobiology · Jun 1
President's Forum 120 Advancing Knowledge and Innovation (incl the State of the Society Address) starting - Ballroom C. #**asm2015**

2

American Friends AvH @AFAvH · Jun 1
We are at #**asm2015**. Come by our booth and find out more about opportunities to Research in Germany!





1 1 View photo



Samantha L Elliott @immunoprof · Jun 1
Perspectives on Research Integrity at the ASM Press booth! #JMBE #**ASM2015**



View photo

Hologic @Hologic · Jun 1
Visit Hologic in booth 737 @ASM & find out about our lab automation & STI assay performance #**ASM2015** ow.ly/N15CU

Amer. Soc. Micro. @ASMicrobiology · Jun 1
Live now! Lauren Aber is discussing toothbrush contamination in bathrooms #**asm2015** microbeworld.org/asmlive

4 4

HudsonAlpha @hudsonalpha · Jun 1
Experts release pre-clinical study data on @iCubating blood stream infection test #**ASM2015** hudsonalpha.org/press-releases…

1 View photo



Bacillus educatorus @MikeyMicrobe · Jun 1
Great turnout for "My Favorite Microbe" at #**asm2015** @ASMicrobiology



3 6 View photo

PLOS @PLOS · Jun 1
Say “OA is the new black” at booth 122 and get a free @PLOS USB flash drive. First 25 attendees. #**ASM2015**

5 3

PLOS Blogs @PLOSBlogs · Jun 1
Say “OA is the new black” at booth 122 and get a free @PLOS USB flash drive. First 25 attendees. #**ASM2015**

Ana Gabriela Ledo @anagabrielaledo · Jun 1
Eppendorf North America on Instagram: “Visit us at ASM booth 701! #eppendorf #ASM #**ASM2015** #NOLA... fb.me/2t7dqoMFh

Ana Gabriela Ledo @anagabrielaledo · Jun 1
Cell Press on Instagram: “#**asm2015** Visit booth #410 to pick up a #CellPress coloring book! Also... fb.me/38UTt98Yf

1

Laura Hug @LAHug_ · Jun 1
Super excited for the "Unearthing Dark Matter' symposium 2-4 pm this afternoon with @archaeal, @elbrodie, and others incl. me! #**asm2015**

2 9

Ion Torrent @iontorrent · Jun 1
#**ASM2015** Poster #1745 Photobacterium angustum and Photobacterium kishitanii: Psychrotrophic Histamine-Producing Bacteria Indigenous to Tuna

Anna Blazier @annablazier · Jun 1
Check out Phil Yen's poster (1432) on the importance of the order of antibiotics in treatment @papinsysbio #**asm2015**

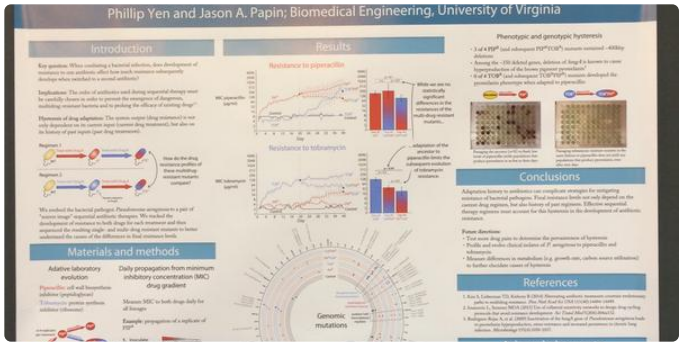

4 2 View photo

A. Lewis @almphi · Jun 1
@NASA is here! Visit booth 783. Talks at 16.45 in rm 340. #**asm2015**

Logos Biosystems @LogosBiosystems · Jun 1
We've got a new #bacteriacounter to show you at booth 139! #**asm2015**

Quartzy @Quartzy · Jun 1
Quartzy users rockin their Quartzy Tees at #**ASM2015**



1 1 View photo

Sonja-Verena Albers @Archaellum · Jun 1
Wondering what the archaellum is? It helps archaea swim and I will talk about it at 2 pm in room 252 at #**asm2015**

2 3

Luminex @Luminex · Jun 1
See info on clinical utility, performance, + economic impact of our #gastrointestinal panel: hubs.ly/y0RShM0 #**ASM2015**

1

Biochemical Journal @BiochemJ · Jun 1
Interested in microbiology? Submit your research to BiochemJ today! bit.ly/BJSubmit #**ASM2015**

lbanksii @lbanksii · Jun 1
@BioFireDX FilmArray Meningitis/Encephalitis prospective study data presented at #**ASM2015**

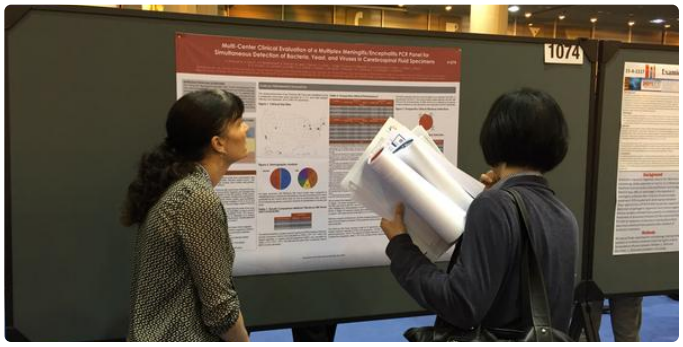

1 View photo

lbanksii @lbanksii · Jun 1
@BioFireDX FilmArray aisle of posters 1050 to 1076 today at #**ASM2015**. Over 20 posters on FilmArray this week.



3 View photo

Annual Reviews @AnnualReviews · Jun 1
Come by for an afternoon snack break today at 2pm - Booth 757 #**ASM2015**

Mark O. Martin @markowenmartin · Jun 1
So proud of my former undergrad researcher Rachel Hood, PhD student at Berkeley. @univpugetsound #**ASM2015** #ProudProf

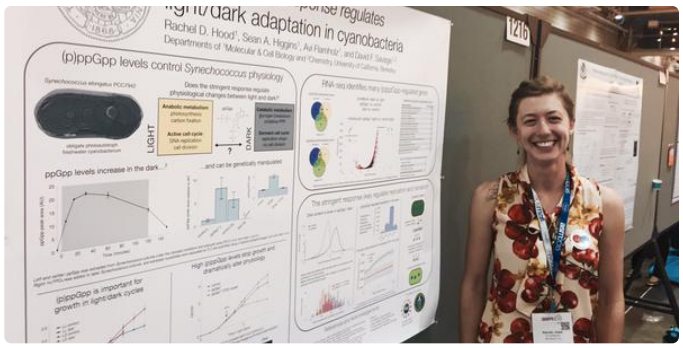

2 3 View photo

Sima Tokajian @STokajian · Jun 1
Building molecular portrait of cities #**asm2015**



Sima Tokajian @STokajian · Jun 1
@ASMicrobiology I love journal of Bacteriology #**ASM2015**

1



Sima Tokajian @STokajian · Jun 1
Artist create faces from left DNA #**ASM2015**



Mark O. Martin @markowenmartin · Jun 1
Even people I don't know are part of the One True Quorum #MicrobialSupremacy #**ASM2015**



View photo



Mark O. Martin @markowenmartin · Jun 1
@DrJCThrash shows his commitment to #MicrobialPride #MicrobialSupremacy #**ASM2015**



2 3

View photo



Mark O. Martin @markowenmartin · Jun 1
Attention @AndreaRediske Your next purchase, no doubt! #**ASM2015**



3

View photo

MRIGlobal @MRIGlobal_News · Jun 1
Visit us @ASMicrobiology. We are in booth 128. #**ASM2015**

1

Illumina @illumina · Jun 1
Big thanks to Chris @mason_lab for an informative, entertaining presentation #**ASM2015**. See his Twitter acct for a link to today's slides :-)

2 1

Manoj Dadlani @mojoDadlani · Jun 1
Another great @mason_lab talk! #**ASM2015** alien microbes :-)

Larry Lynam @scopedbylarry · Jun 1
I had to sneak out for one last oyster PoBoy at Mother's. All that Vibrio talk gave me a craving #**asm2015**

Inst Genome Sciences @GenomeScience · Jun 1
Visit us at booth 776 to hear about our upcoming training workshops and genomics services! #**ASM2015**

CellPressNews @CellPressNews · Jun 1
Check out the @cellhostmicrobe special issue on "The Host-#Microbiota Balance" at booth 410! #**ASM2015** ow.ly/NCEPS

Stanley Maloy @Typhi · Jun 1
Check out #ASMLive at Noon Central Time on microbeworld.org/asmlive
... a taste of the fecal aerosol #**asm2015**

Amer. Soc. Micro. @ASMicrobiology · Jun 1
Congrats to #ShawPrize recipients, ASM members Bonnie L. Bassler and E. Peter Greenberg for the award in Life Science and Medicine! #**ASM2015**

Ion Torrent @iontorrent · Jun 1
#**ASM2015** Poster #1784 Analysis of 16S Microbial Communities from a Southern California Wastewater-Treatment Discharge Field (12:30-1:45)

David Coil @davidacoil · Jun 1
Given three radio interviews in the last 1.5 hours about #spacemicrobes. Ready to get back to the #**asm2015** talks!

SGM Publishing @PublishingSGM · Jun 1
We're back at booth 760 for day 2 of the exhibit at #**ASM2015** - visit us to find out all about publishing in our peer-reviewed journals!

Robert Speziale @bspeziale · Jun 1
#**ASM2015**- love Mason's passage the the NYC subway is the best opportunity for developing immunity

BrandTech Scientific @BrandTech · Jun 1
Only a couple hours left to complete your #**ASM2015** Exhibit Hall Passport! Winners announced at 2:30pm! #Brandtech booth 664!

Pacific Biosciences @PacBio · Jun 1
Visit #**ASM2015** pstr 1342 Barcoding Strategies for Multiplexing of Samples Using Single-Molecule Real Time Sequencing ow.ly/NIPj6

CellPressNews @CellPressNews · Jun 1
#Microbiology is her way of life & she won an iPad mini! Stop by booth 410 for your pin and chance to win! #**ASM2015**





2 View photo



Robert Speziale @bspeziale · Jun 1
#**ASM2015**- Mason- can we answer the question about the relation of viable microbes vs the genomic evidence?



sampleprep @sampleprep · Jun 1
We are at booth 753 at #**ASM2015**. Stop by to say hi and see our products in person!



1 View photo



Joint Genome Inst. @doe_jgi · Jun 1
You're welcome! MT @jizquierdotweet Big thanks to excellent @doe_jgi staff (booth 140), sequenced genomes discussed in poster 1267 #**asm2015**



Drabblist @CADrabble · Jun 1
#INSIGHT @ucdavis microbiologists David Coil & @ryneches explore #SpaceMicrobes #**ASM2015** @CapRadioNews





6 2 View photo



CellPressNews @CellPressNews · Jun 1
Have a question about publishing? Come to booth #410 to chat with @cellhostmicrobe and @TrendsMolecMed editors now! #**ASM2015**

1



Ion Torrent @iontorrent · Jun 1
#**ASM2015** Poster #1775 ID of NTG-Induced mutations in Thauera aminoaromatica Strain MZ1T by Semiconductor Sequencing 12:30-1:45



Pacific Biosciences @PacBio · Jun 1
#**ASM2015** pstr 1351 Low-Input Long-Read Sequencing for Complete Microbial Genomes & Metagenomic Community Analysis ow.ly/NINt1

3 1



Jenna Morgan Lang @jennomics · Jun 1
What else did Baas Becking have to say in that oft-quoted text? Go hear Donald Klein explain at poster 1262. #**ASM2015**

Robert Speziale @bspeziale · Jun 1
#**ASM2015**- Mason states that Fragments of DNA and RNA does not equal a pathogen in the sampling of NYC's subway biome

Amer. Soc. Micro. @ASMicrobiology · Jun 1
Get your caffeine fix in the #**asm2015** Exhibit Hall @ 11:30am coffee break ^lp

Sima Tokajian @STokajian · Jun 1
Subway looks like skin #**ASM2015**

Pacific Biosciences @PacBio · Jun 1
Talk to Cheryl now at #**ASM2015** Poster 1343 - Analysis of Full-Length Metagenomic16S Genes by SMRT Sequencing ow.ly/NIME5

Mandy Joye @SeepExplorer · Jun 1
Awesome microbiome talk @mason_lab #**asm2015**

> **Christopher Mason** @mason_lab
> #ASM2015 Slides from my talk today at ASM: dropbox.com/s/9bmstkwsg4o9…

Brian Kvitko @KvitkoPhD · Jun 1
Any vendors giving away flashdrives? I left mine in my room #**ASM2015**

Sima Tokajian @STokajian · Jun 1
New York city Subways covered in microscopic pizzas #**ASM2015**

Claudio Slamovits @cslamo · Jun 1
@pacbio #**ASM2015** EFFECTS

View conversation

Vanderbilt MMPC @MouseCentral · Jun 1
@CellPressnews both 410. Stop using administrators to make editorial decisions. #**asm2015** #research #cellpress #journalauthorityfactor

Srijak Bhatnagar @srijakbhatnagar · Jun 1
@BetaScience presenting his poster at #**ASM2015**



View photo

Sima Tokajian @STokajian · Jun 1
Pathomap #**ASM2015**

Julie Huber @JulesDeep · Jun 1
@DrJCThrash LOVE! #**ASM2015**

View conversation



Kristian G. Andersen @Lassa_Ebola · Jun 1
Honored and inspired to meet Ian Crozier at #ASM2015 - #Ebola hero, doctor, patient, and scientist.

1 1



Pacific Biosciences @PacBio · Jun 1
Stop by #ASM2015 pstr 1347 now: Full-length cDNA Sequencing of Prokaryotic Transcriptome & Metatranscriptome Samples ow.ly/NILUM

3 3



Robert Speziale @bspeziale · Jun 1
#ASM2015- Mason explores the fascinating world if the microbiome

1



Sima Tokajian @STokajian · Jun 1
The power of poop website #ASM2015

1

MO BIO Laboratories @mobio · Jun 1
Day 2 at #asm2015! Swing by booth 937 for coffee, samples, and MO BIO info.



1 View photo



TrePar @TrendsParasitol · Jun 1
Bacteria can also be cool sometimes #vanGogh @PLOSBiology ow.ly/NIJA2 #ASM2015

3 6

Hologic @Hologic · Jun 1
Learn about the latest virology assays in development. Stop by Booth 737 #ASM2015 aptimavirology.com ow.ly/N15Dc

Era7bioinfo @Era7bioinfo · Jun 1
Ready at the poster session, this one about a tool for analysis of 16S #metagenomics data, poster 1336 #ASM2015



3 View photo



Ion Torrent @iontorrent · Jun 1
#ASM2015 Poster #1454 Drug Resistance Profiling From Clinical Research Samples Using Highly Multiplexed Targeted Library Construction

CellPressNews @CellPressNews · Jun 1

Meet the editors session starts now! Come to booth 410 and share your latest work with us. #ASM2015

Giovanna Guerrero @Sefini · Jun 1

¿Qué descubrimiento te ha sorprendido/gustado que has visto en #ASM2015? Envía preguntas/comentarios a @GreetDiaz con hashtag #asmenvivo

1

handyem Inc. @handyem_HPC · Jun 1

Are you @ #ASM2015 ? Go and take a look at the smalles flow cytometer on the market! Visit booth#911



View photo

Novartis Science @NovartisScience · Jun 1

100 trillion things to know before attending @CarlZimmer's "Hyperbolome" talk #ASM2015 #ASMBuzzFeed

1

Noelle Bryan @nbryan5 · Jun 1

T. Vick-Majors: Subglacial sources and sinks of N and C #asm2015. Poster 1258



View photo

Julia Nepper @DietDrNepper · Jun 1

#ASM2015 #swag #ASMCultures with @Rishi_R_Trivedi



2

View photo

Aditi Sengupta @AditiSG · Jun 1

Thumbs up to student and post doc lounge at ASM! Though they just ran out of coffee :p #ASM2015



Ana Crisan @amcrisan · Jun 1
Two great sessions on #ebola at **#ASM2015**. Showed the outbreak from multiple logistical, lab, care, research and even patient perspectives

1

iCubate @icubating · Jun 1
Garrett Reymann of Dynacare Labs presenting iCubate data at **#asm2015**.

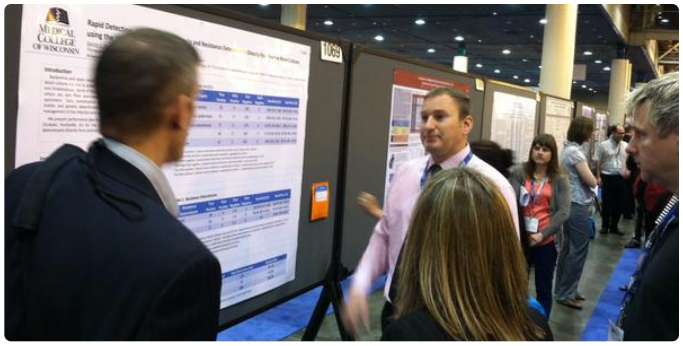

1 1

View photo



Sara Blumer-Schuette @seblumer · Jun 1
Clostridium clariflavum genomics in action! Go talk to this guy! Poster 1267 **#asm2015** @jizquierdotweet



2 2

View photo



Lauren E. Gillies @GilliesLE · Jun 1
Curious about what microbes are in the Gulf of Mexico hypoxic zone? Check out our poster! #1699 @OUMasonJar @DrJCThrash **#asm2015**

1



Giovanna Guerrero @Sefini · Jun 1
Esto es hoy para los #microbiólogos q estén en **#ASM2015**. Con @GreetDiaz y @evolcoop

> **Sam Diaz-Munoz** @evolcoop
> Junte Informal de Boricuas en #ASM2015! Lunes 1 de junio a las 800pm en Barrel Proof 1201 Magazine St. Todos invitados! @CienciaPR

3 1



Erica Hartmann @ericamhartmann · Jun 1
.@JonBadalamenti explains it all at **#ASM2015** poster 1341. I'm waiting in line...



2 2

View photo

Puritan @PuritanUSA · Jun 1

Day 2 at ASM! Stop by poster#1087 to learn more about Puritan's Opti-Swab performance evaluation. #**ASM2015** #ASMLIVE

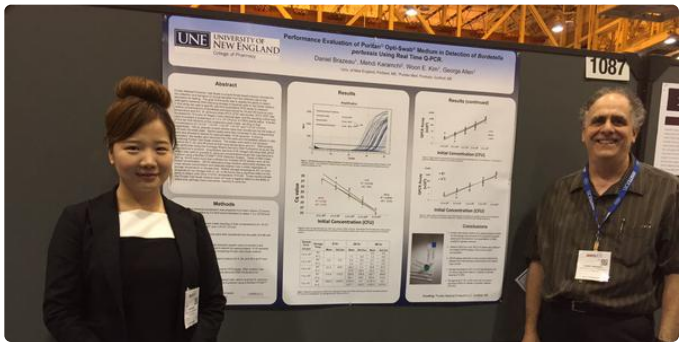

View photo

Surya Saha @SahaSurya · Jun 1

Is anybody storifying #**ASM2015** tweets or blogging sessions? Tx

Christopher Mason @mason_lab · Jun 1

#**ASM2015** Slides from my talk today at ASM: dropbox.com/s/9bmstkwsg4o9…

6 7

Amer. Soc. Micro. @ASMicrobiology · Jun 1

Join Futures Project Group Members James M. Tiedje, Magdia de Jesus, & Jon Kaye in ASM booth 501 to discuss ASM's future - 11:15am #**asm2015**

1 1

Illumina @illumina · Jun 1

Geospatial Resolution of Human and Microbial Diversity Using City-Scale Metagenomics from @Mason_lab starts in 10, Exhibit Hall. #**ASM2015**

1

Ion Torrent @iontorrent · Jun 1

#**ASM2015** Poster #1775 ID of NTG-Induced mutations in Thauera aminoaromatica Strain MZ1T by Semiconductor Sequencing 6/1 12:30-1:45

Hilary Lappin-Scott @lappinscott · Jun 1

Plenary sessions over now. Im exhausted! Time for posters now. Going to see @JoeTCJ Where's your poster Joe?! #**ASM2015**

1

CellPressNews @CellPressNews · Jun 1

Meet the editors session starts in 15 minutes! Come chat with @cellhostmicrobe and @TrendsMicrobiol editors #**ASM2015**

Justin Kaspar @Ranger222 · Jun 1

Probably the most significant research you'll see this year at #**ASM2015**



View photo

New England Biolabs @NEBiolabs · Jun 1

Have you tried #NEBuilder HiFi for your DNA assemblies, yet? Stop by #**asm2015** booth 810 to request a sample! #synbio



1 View photo



Jeffrey Marlow @jj_marlow · Jun 1
Hijacking the #**ASM2015** tag to share our autoendoliths post! Microbes as architects and builders, not just residents

> **MicrobeWorld** @MicrobeWorld
> Autoendoliths: The Architects of the Deep
> schaechter.asmblog.org/schaechter/201…



Daniel Cuevas @Daniel_A_Cuevas · Jun 1
Really enjoyed the Crosstalk Between Microbes & Planet Earth session. Neat data for ecosystem and metabolic models. #**asm2015**

1 1



Mark O. Martin @markowenmartin · Jun 1
Amy Chang getting ready for Boston next year! #**ASM2015** #ASMCUE @asmkelly



2 7 View photo



Trends Microbiol @TrendsMicrobiol · Jun 1
About to head down to the Cell Press booth (410) for a meet the editor session. Hope to see you there #**ASM2015**

1 2



Mark O. Martin @markowenmartin · Jun 1
@vscooper @jaytlennon From my blog: a former micro student of mine, and her view of microbial dispersal. #**ASM2015**



5 5 View photo



Paul Orwin @PMOrwin · Jun 1
Molecular responses to stress. Alarmones ppGpp and quorum sensing connect to c-di-GMP, sos, rpoS for decision #**ASM2015**

2 1



Srijak Bhatnagar @srijakbhatnagar · Jun 1
Pure awesomeness from @JulesDeep #**ASM2015**

1



UD CEOE @udceoe · Jun 1
Dr. Clara Chan & other #UDceoe members are at @ASMicrobiology's #**ASM2015**! About the mtg: ow.ly/Nlzkc



Julie Huber @JulesDeep
Here's the lineup for this mornings plenary at #ASM2015

CellPressNews @CellPressNews · Jun 1
Get published. Join us at booth 410 at 11 a.m. today to speak with Cell Press editors. #**ASM2015**



SMK @SarahMicrobio · Jun 1
Unique deep sea vents have similar bacterial communities but different metabolisms: #**ASM2015** #astrobiology @JulesDeep

3 1



Lauren E. Gillies @GilliesLE · Jun 1
J. Huber "hydrogen trumps rock type." #marine #geology #**asm2015**



Srijak Bhatnagar @srijakbhatnagar · Jun 1
@JulesDeep but hydrogen trumps rock type. Time for game of rock, hydrogen and methane. #**ASM2015**



Ted Flynn @TedFlynn · Jun 1
.@JulesDeep showing that H2 conc and rock type aren't enough to predict the dominant microbial community in subseafloor seds. #**ASM2015**



Kelly Diggs-Andrews @DrDiggsAndrews · Jun 1
ASM Live talk w/B Potter. Using Silver Tech on door handles to reduce bacteria. Great project for undergrads #**asm2015**



Sara Blumer-Schuette @seblumer · Jun 1
If culturing environmental samples requires some stress, I've been doing this right from the beginning #**asm2015** #vbnc

1



Cameron Thrash @DrJCThrash · Jun 1
And, "hydrogen trumps rock type" - @JulesDeep #**ASM2015**

2



sarah gw @dirtygeew · Jun 1
Julie huber if you care about who is where and why the planet is not enough to give the answer #**ASM2015**



Srijak Bhatnagar @srijakbhatnagar · Jun 1
@JulesDeep rock type or H2 doesn't allow for good prediction of the diversity at a site. #**asm2015**



Cameron Thrash @DrJCThrash · Jun 1
Turns out deep rocks are very heterogeneous in their microbial composition around the planet. It's about more than just rock type #**ASM2015**

2 1



Javier Izquierdo @jizquierdotweet · Jun 1
Big thanks to the excellent @doe_jgi staff (booth 140) for sequencing the genomes we discuss in poster 1267 #**asm2015**

1 1



Microbe_Mike @Microbe_Mike · Jun 1
Great talk by @EricaOllmannSap about EBOLA virus and a TRUE multifunctional protein VP40. Amazing what a single protein can do. #**ASM2015**



Paul Orwin @PMOrwin · Jun 1
Sorry it's kogure direct viable count here's a ref for an updated version ncbi.nlm.nih.gov/pmc/articles/P… #**ASM2015**

1



Tristy @TJVMajors · Jun 1
(R)evolutionary crosstalk between microbes and Earth: great session. From oceans to ice sheets, #microbes do the hard work! #**asm2015**



Caleb Levar @celevar1 · Jun 1
The (R)evolutionary Crosstalk session at #**ASM2015** has been the highlight for me so far. Great presenters and fantastic science.

2 2

bioMérieux Inc. @biomerieux_inc · Jun 1
Full house last night at @biomerieux_inc VITEK MS User Group meeting at #**asm2015**! #VitekMS goo.gl/AgY1t4



1 View photo

Olympus Life Science @OlympusLifeSci · Jun 1
Check out our upright and inverted #microscope systems at #**asm2015**! We're at Booth 346 - bit.ly/1SQEKZ3



Paul Orwin @PMOrwin · Jun 1
Cell elongation assay Kogura 1979 treat sample w antibiotic to prevent division, look for elongating cells #**ASM2015** use FISH for specificity

1

SpecificTechnologies @specific_tech · Jun 1
Come see how to use CSA technology to discriminate BSL3 bacteria at strain level. Poster 1497, today, 1230-145 at #**ASM2015**

Cell at CellPress @CellCellPress · Jun 1
RT @CellSymposia: Working on #Ebola? Free on-demand webinar with Pardis Sabeti, George Gao & Gary Nabel #**ASM2015** ow.ly/NCGzw

1



Srijak Bhatnagar @srijakbhatnagar · Jun 1
@JulesDeep Dominant functions same in ultramafic & mafic,but ultramafic has

genetic potential for more diverse metabolic processes #ASM2015



Liang Ge @geliang999 · Jun 1
Get the creative juices flowing and unleash your inner artist at the advance with ASM booth. #ASM2015



View photo



Laura Hug @LAHug_ · Jun 1
.@JulesDeep ultramafic sites host more microbial lineages and functions. #ASM2015



Paul Orwin @PMOrwin · Jun 1
Legionella with acanthamoeba another example of vbnc, hit them w disinfectant then recover in amoebas #ASM2015

1



Srijak Bhatnagar @srijakbhatnagar · Jun 1
@JulesDeep off the classified bac, sulfurovum dominant member in ultramafic and major member in the aberrant mafic site. #ASM2015



Paul Orwin @PMOrwin · Jun 1
Infect mice but not gnotobiotic pigs. At last we are back to microbiome #asm2015 #cantescapeit



Michael Bazaco @MCBazacoPhD · Jun 1
Thanks @Profmicro for all of the tweeting today. Missing the conference but loving the feed. Give him a follow for good #ASM2015 stuff!

1



Larry Lynam @scopedbylarry · Jun 1
First IND for an Ebola vaccine published in 2002. Wow. Talk about the one that got away. #asm2015

1



Paul Orwin @PMOrwin · Jun 1
Helicobacter can be coccoid form when stressed. Stays alive, interacts w copepod and comes back #ASM2015 stays infective...sort of

3



Diana Hernandez Ph.D @deray28 · Jun 1
Low secondary bile-salt concentration promotes Cdiff growth ~Pamer #ASM2015



Srijak Bhatnagar @srijakbhatnagar · Jun 1
@JulesDeep ultramafic has more Archaeal alpha diversity, mostly likely because of the extra carbon available. #ASM2015



Megan Krusor @MKrusor · Jun 1
(R)evolutionary crosstalk between microbes and planet earth: best session ever at #ASM2015

1 1



Cameron Thrash @DrJCThrash · Jun 1

Dominant bugs totally consistent with thermodynamic predictions. #thermodynamicsmatters #**ASM2015**

1 3



Laura Hug @LAHug_ · Jun 1

.@JulesDeep microbial 16S groups have predicted metabolisms consistent with thermodynamic predictions, but not with rock type. #**ASM2015**

4 1



Diana Hernandez Ph.D @deray28 · Jun 1

Clostridium scindens has great protective effect against Cdiff infection ~Pamer #**ASM2015**

1



Dan Spakowicz @dspakowicz · Jun 1

great analogy from Erica Ollmann Saphire: Ebola VP40 as Optimus Prime. Not sure I like thinking of human cells as Decepticons. #**ASM2015**



Larry Lynam @scopedbylarry · Jun 1

@surt_lab @Profmicro "bypassing pasteurization". Just one of the many things that releases the screaming confined in my head! #**asm2015**

3

View conversation



Victoria Pearson @VirusExplorer · Jun 1

Come by poster 1332 to learn about a highly unique community of viruses! #**ASM2015** #metagenomics #Illumina



Jon Badalamenti @JonBadalamenti · Jun 1

.@JulesDeep is killing it right now talking ultramafic rock-hosted microbial communities #**asm2015**

2 1

Joint Genome Inst. @doe_jgi · Jun 1

What's "halocryophilic"? Find out at 10:45AM Division X poster session - look for #yeast work by Chan-Yam et al. Exhibit Hall E #**ASM2015**



Laura Hug @LAHug_ · Jun 1

.@JulesDeep mafic vent with aberrantly high hydrogen looks more like ultra-mafic from energy potential standpoint. #**ASM2015**

2



A. Lewis @almphi · Jun 1

"Lab dead" is not "dead dead". Interesting implications for public health & microbe surveillance by Dr. Keevil. #zombiebugs #**asm2015**



Cameron Thrash @DrJCThrash · Jun 1

.@JulesDeep- ultramafic is low H2, CH4, mafic is high for both #**ASM2015**



Srijak Bhatnagar @srijakbhatnagar · Jun 1

@JulesDeep found a mafic site with high H2. So what's going on? #**ASM2015**



Amer. Soc. Micro. @ASMicrobiology · Jun 1

Creatively present & defend your favorite microbe during "My Favorite Microbe" - 11:30am, Mtg Room 255. #**asm2015** #LearningLab ^lp

1



Paul Orwin @PMOrwin · Jun 1

Big question- are these detected vbnc infective? Lots of evidence to support #**ASM2015**



Hilary Lappin-Scott @lappinscott · Jun 1

Keevil: Pointing to the limitations in many detection systems for pathogens- because VBNC state is not always correctly considered. #**ASM2015**

Accelerate @AXDXNews · Jun 1
Today's symposium will be moderated by Karen Carroll & includes presenters Paul Schreckenberger, Connie Price & James Lewis II. #asm2015

Paul Orwin @PMOrwin · Jun 1
Conventional methods may fail to detect, can help w epidemiology #ASM2015
1

Jessica Sieber @SyntrophySieber · Jun 1
Whoa! @JulesDeep 20 mM hydrogen at the Piccard vent system. #asm2015
2

JoVE @JoVEJournal · Jun 1
Planning to visit Bourbon St while at #ASM2015? Better be prepared to flash... your new yoyo around! Stop by booth 353 for a light-up yoyo!

Larry Lynam @scopedbylarry · Jun 1
Challenge for an Ebola vaccine. Because of its multi organ spread vaccine must product lots of antibodies that travel everywhere #ASM2015
1

Paul Orwin @PMOrwin · Jun 1
Vbnc may mean higher bacterial loads in water, food etc, Biofilms #ASM2015
1

Sam Diaz-Munoz @evolcoop · Jun 1
@subsurface_life @jennomics @bacteriality @JulesDeep @RachelJWhitaker @Symbiologica @Symbionticism Boo. Saw you on #ASM2015 feed thought so
View conversation

Laura Hug @LAHug_ · Jun 1
.@JulesDeep working at two new vents - one neo-volcanic, one ultramafic, 20 km apart. Allows comparative work between envs. #ASM2015
3

Srijak Bhatnagar @srijakbhatnagar · Jun 1
@JulesDeep ultramafic = high CH4 high H2 and mafic low CH4 and low H2. Meaning: metabolic diversity would vary between the two #ASM2015
1

Cameron Thrash @DrJCThrash · Jun 1
Different types of rocks should host different types of life. Btw, this rock is under thousands of meters of ocean. #ASM2015
3 2

Chris @DrChrisKellogg · Jun 1
RT @DrJCThrash: .@JulesDeep has a very pink background to start her talk #ASM2015



1
View photo

Amy Chang @amyATasm · Jun 1
See you in Boston. We've got loads of learning for you. #asm2015





View photo

Amy M. Hurwitz @AmyMHz · Jun 1

Job opp: @LabRoots needs writers to report on topics they're passionate about. Email writing@labroots.com #**ASM2015**

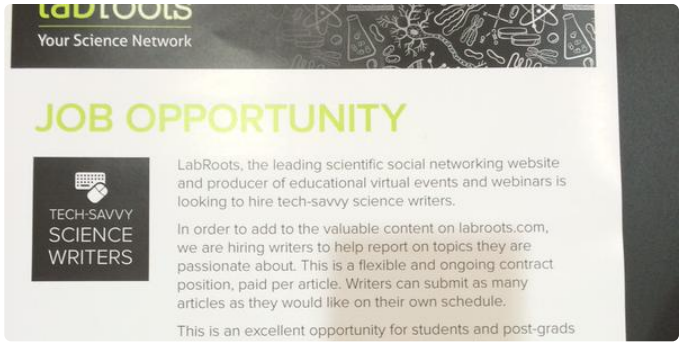

1 1

View photo

Paul Orwin @PMOrwin · Jun 1

Resuscitation membrane protocol for looking at o157 from samples look at vbnc pathogens #**asm2015**

bioMérieux Inc. @biomerieux_inc · Jun 1

#**ASM2015** - Have you pledged to curb #antibioticresistance? #MyRoleMatters @BioFireDX

2

Cameron Thrash @DrJCThrash · Jun 1

.@JulesDeep et al use thermodynamics to predict what processes can be occurring in these rock systems #**ASM2015**

Daniel @Read1000Lives · Jun 1

I really appreciate the geology & chemistry at #**ASM2015**. Enjoying @JulesDeep talk on Earth's largest habitable environment beneath seafloor

1 2

Jon Badalamenti @JonBadalamenti · Jun 1

.@JulesDeep giving a great intro describing key diffs between basalt and ultramafic rock and their water-rock reactions #**asm2015**

Cameron Thrash @DrJCThrash · Jun 1

.@JulesDeep is giving us a brash course in geology. #mafic #ultramafic #basalt #**ASM2015**

1

Maria Davis @mcd_611 · Jun 1

CA Gross: #Envelope difficult to dissect due to high redundancy of gene function. #**ASM2015** Good news for #bacteria, bad news for #scientists

2

Steven Hecht @Profmicro · Jun 1

Utah may pass cow-share laws so will likely have more cases- which we see from those in our area #**ASM2015**



Jeff Gralnick @bacteriality · Jun 1
.@JulesDeep shout out to plate tectonics with a little Geo 101 #asm2015 #Rocks+Water=Energy



Chris @DrChrisKellogg · Jun 1
Julie Huber @JulesDeep on microbial life beneath the sea floor #ASM2015



Paul Orwin @PMOrwin · Jun 1
My question - why does anyone who is not an undergrad plate environmental samples on lb? #ASM2015



Brett Baker @archaeal · Jun 1
@MichiWagner4 great new approach coupling RAMAN spec and SCG to resolve niches of the uncultured #ASM2015



Paul Orwin @PMOrwin · Jun 1
Live, dead, dormant, stressed (persisters). Grow things on low nutrient media like r2a instead of lb #ASM2015

Illumina @illumina · Jun 1
ES: "Hidden proteome" protein forms not predicted by sequence, or one structure alone, but many. Imp for drug design, basic bio #ASM2015



Erica Hartmann @ericamhartmann · Jun 1
Keevil on #liveordead points out that PI does not stain all live/dead cells equally, and who really checks their pet organism? #ASM2015



Cameron Thrash @DrJCThrash · Jun 1
.@JulesDeep has a very pink background to start her talk #ASM2015



View photo



Steven Hecht @Profmicro · Jun 1
79 cases over 3 years - tracked milk source. They actually taught Mr. Cheese how to make it safely #ASM2015

Amy Chang @amyATasm · Jun 1
Meet us in Boston. We'll be hangin there. #Asm2015.



View photo

Srijak Bhatnagar @srijakbhatnagar · Jun 1
@JulesDeep : water + rocks = energy for microbes at the sub sea floor #ASM2015

1 1

Laura Hug @LAHug_ · Jun 1
Up next: Julie Huber and microbial life below the sea floor. Thoughts on how the planet and rocks form energy for life. #ASM2015 @JulesDeep

Jon Badalamenti @JonBadalamenti · Jun 1
.@JulesDeep: Rocks + water = energy #asm2015

Kelley Nunez @kgwin1018 · Jun 1
Be careful in using live/dead systems - Bill Keevil #asm2015

Paul Orwin @PMOrwin · Jun 1
Baclight cautionary tale w listeria at high temp forms eDNA coating. Like Malteaser #ASM2015 #britslovetheirchocolate

Cameron Thrash @DrJCThrash · Jun 1
Apparently @JulesDeep got through the thunderstorm last night because she's up there now. #ASM2015

Steven Hecht @Profmicro · Jun 1
Owner of dairy did not know that leftover milk had been taken by herdsmen to make homemade cheeses #ASM2015

Srijak Bhatnagar @srijakbhatnagar · Jun 1
@JulesDeep from @MBLScience on microbial life beneath the sea floor #ASM2015 yayyy!!! MBL!!!

1 1

Ion Torrent @iontorrent · Jun 1
10:45-noon #ASM2015 Poster #1348 Bacterial Identification Using Ion Torrent™ Technology. Ask your questions

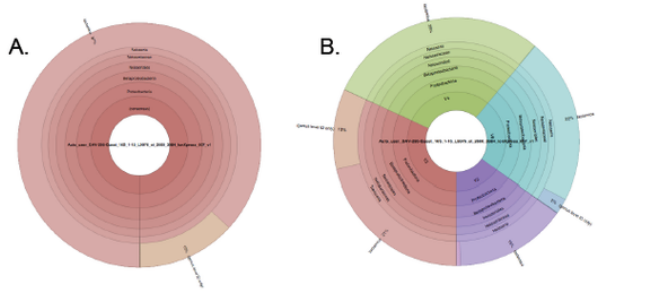

Figure 4: Example of data visualization with Krona charts

View photo

Hilary Lappin-Scott @lappinscott · Jun 1
Keevil pointing out some of the limitations of the Baclight system - many use this beyond the manufacturers conditions. #ASM2015

1

Arash Komeili @micromagnets · Jun 1
Come see Carol Gross NOW. #ASM2015 room 245

Cameron Thrash @DrJCThrash · Jun 1
Apparently the ballroom C stage also has a catwalk on it. #showyourstuff #ASM2015

Chris Longshaw @ChrisLongshaw74 · Jun 1
Timekeeping seems very sloppy at #**ASM2015** this year. Loads of sessions over-running and some final speakers even forced to cut short talks

Illumina @illumina · Jun 1
ES: What other vulnerabilities do filoviruses have? Ex: VP40 has diff structures at diff times, for specific lifecycle functions #**ASM2015**

Noelle Bryan @nbryan5 · Jun 1
Bill Keevil challenges Live/Dead staining for true viability numbers. #**asm2015** #ZombieMicrobes

1

Paul Orwin @PMOrwin · Jun 1
Bashing the live/dead stain? #**ASM2015**

Hilary Lappin-Scott @lappinscott · Jun 1
Fully agree with Keevil on this. Mostly it will be down to How we try to grow microbes and failure to get this right #**ASM2015**

Steven Hecht @Profmicro · Jun 1
Tough to track source of the cheese #**ASM2015**

Jerica Pitts @jpitts · Jun 1
Does Agion silver technology work as an antimicrobial? Watch the #ASMLive session going on right now from #**ASM2015** tiny.cc/639wyx

1

ASM Newsroom @ASMnewsroom · Jun 1
Conversation about the effect of agion #silver #technology on bacterial populations at #asmlive #**ASM2015**



1 4 View photo

S. Strycharz-Glaven @SGlaven · Jun 1
.@MichiWagner4 cell sorting via Raman coupled micro fluidics!!!! Amazing! #**ASM2015**

1 2

Paul Orwin @PMOrwin · Jun 1
Resurrection of dead cells. Tough to tell if cells are alive #**ASM2015** how do we tell?

1 1

Chateau du Lac NOLA @ChateauDuLacWH · Jun 1
Convention goers, add a #French feast to your plans! Your badge = FREE glass of wine. #**ASM2015** @ASMicrobiology





View photo

Hilary Lappin-Scott @lappinscott · Jun 1
Keevil: Resuscitating microbes - before we can discuss we must carefully define what is alive and what is dead in microbial world #**ASM2015**

1

Steven Hecht @Profmicro · Jun 1
This is a soft cheese msde from raw milk #**ASM2015**

Laura Camilleri @LC_EnvMicro · Jun 1
D2O Raman spectroscopy to measure activity of microbes in complex systems and combined with cell sorting? Awesome! #**ASM2015**

1

Jon Badalamenti @JonBadalamenti · Jun 1
Attn: @DrJCThrash #**asm2015**



3 4

View photo

CellPressNews @CellPressNews · Jun 1
#Microbiologists: We want your abstract for @CellSymposia #CSMicrobiome! #**ASM2015** ow.ly/NCFQE

Cell Host & Microbe @cellhostmicrobe · Jun 1
Meet @cellhostmicrobe Editor @booth 410 #**ASM2015**

Amer. Soc. Micro. @ASMicrobiology · Jun 1
Come to the ASM Press Bookstore to pick up your copy of the new MCM11 edited by James H. Jorgensen - speaking now in #**asm2015** session 089!

1

Steven Hecht @Profmicro · Jun 1
Salmonella in queso fresco cheese. From door to door salesman and a "lady in s parking lot"! #**ASM2015**

1

Hilary Lappin-Scott @lappinscott · Jun 1
Switched to Zombie Microbes session for Keevil talk. So far is failure of PowerPoint in the room! #**ASM2015**

Laura Hug @LAHug_ · Jun 1
.@MichiWagner4 'sorting cells individually is tedious'. Moving to automated sorting by Raman spectra. #**ASM2015**

Pat Schloss @PatSchloss · Jun 1

If you're looking for mothur swag go bug @SyntrophySieber and members of the @LutRaskin lab. Should be others at #ASM2015 w/ stickers too

5

Hologic @Hologic · Jun 1
Hologic, a leader in automated molecular diagnostics, check out what we have to offer in booth 737 #ASM2015 ow.ly/N15Da



Steven Hecht @Profmicro · Jun 1
Now "The mis- adventures of Mr. Cheese, the confused lawyer, and the complacent CEO" #ASM2015

1



Diana Hernandez Ph.D @deray28 · Jun 1
If your intro slide starts with "ancient medicine" you set up the talk to also go over time. Practice and edit your talk! #ASM2015

2



Jessica Sieber @SyntrophySieber · Jun 1
Wagner: combining Raman and D-labeling for function based cell sorting. #asm2015



Laura Hug @LAHug_ · Jun 1
.@MichiWagner4: sequencing AOB/NOB microcolonies - mini metagenome of associations. Sorting is by Raman microsp. for activity. #ASM2015

2 2



Santoro Lab @SantoroLab · Jun 1
Wagner: all NOB genomes have cyanase. #ASM2015



Jenna Morgan Lang @jennomics · Jun 1
#ASM2015

1



Steven Hecht @Profmicro · Jun 1
Future concerns include future of oranges #ASM2015



Paul Orwin @PMOrwin · Jun 1
@PMOrwin this would be a great project for undergraduate lab students to participate in #ASM2015

1

View conversation



Jon Badalamenti @JonBadalamenti · Jun 1
Watch out #asm2015, @DrJCThrash has been introduced to memegenerator

1



Erica Hartmann @ericamhartmann · Jun 1
Slava Epstein on how to grow "unculturable" microbes: hit them, and hit them hard. Try heat shock! Starvation! #ASM2015

1 1



Cameron Thrash @DrJCThrash · Jun 1
Mmmmm raman. I'm getting hungry #ASM2015

2



Ted Flynn @TedFlynn · Jun 1
Epstein: would our cultivation of novel organisms be more successful if we shocked/stressed organisms *before* growing them? #ASM2015



Steven Hecht @Profmicro · Jun 1
MERS case in Orlando in 2014 certainly highlights the one world of PH #ASM2015



Santoro Lab @SantoroLab · Jun 1



Wagner: AOA N gargensis grows with cyanate as sole energy source. #asm2015

1



Luminex @Luminex · Jun 1

Another great day in #NOLA at #ASM2015! We're ready to answer your diagnostic + multiplexing questions at booth 719!



1 1 View photo



Aditi Sengupta @AditiSG · Jun 1

Grumpy microbes.
Next year, we should have some smiling microbes as well! #ASM2015



View photo

Illumina @illumina · Jun 1

ES: Telling the story behind the development of ZMapp. Now that's a hardworking antibody (antibodies?) #ASM2015

2



Daniel @Read1000Lives · Jun 1

Atomic force sensors on Ni-NTA tips binding to His-tagged membrane proteins to measure role of protein mechanics in adhesion #ASM2015

1



Paul Orwin @PMOrwin · Jun 1

Starve them in env sample then put on Petri dish - make them into dormant cells #ASM2015 should be easy to test



Laura Hug @LAHug_ · Jun 1

Wagner: Raman microspectroscopy with isotope labeling of micro colonies of nitrifiers, to target active orgs. #ASM2015

1 2



Larry Lynam @scopedbylarry · Jun 1

New drinking game - a shot every time I see a slide with a MSM headline saying "secret serum" #ASM2015.

1



Aditi Sengupta @AditiSG · Jun 1

Single cell studies of ammonia oxidizes. #michaelwagner. how about soil methanotroph identification using FISH? #ASM2015



Jeff Gralnick @bacteriality · Jun 1

Session proposal by @archaeal for next year's meeting: Binning the Unbinnable

#ASM2015

5 12

Amanda Lyn Gunn @AmandaLynGunn · Jun 1
Re: ZMapp: "It wasn't a SECRET, it was unpublished." Made me LOL. #Ebola #ZMapp #ASM2015

2

Jon Badalamenti @JonBadalamenti · Jun 1
.@archaeal to @bacteriality about nitrifying metagenomes: "I bet I could f)&:$ing bin those" #asm2015

2 7

Trinity Hamilton @trinity_lh · Jun 1
Wagner - Nitrifier microdiversity hinders binning methods - too closely related to separate into single genomes. #ASM2015

Joint Genome Inst. @doe_jgi · Jun 1
At #ASM2015? Don't forget to stop by Booth 140 - we're with @DOEKBase between 10:30am-4:00pm today!

3 2

Paul Orwin @PMOrwin · Jun 1
That's smart! I remember doing those expts. Ecoli takes several hrs to adjust from glucose to lactose #ASM2015

Steven Hecht @Profmicro · Jun 1
Concern with emerging drug res. TB #ASM2015

Cameron Thrash @DrJCThrash · Jun 1
#ASM2015



3 1 View photo

Paul Orwin @PMOrwin · Jun 1
Interesting, diauxic shift as evidence for cells adaptation. #ASM2015

Ted Flynn @TedFlynn · Jun 1
Slava Epstein talking about the four seasons of microbial growth and dormancy. Maybe Vivaldi was a proto- microbial ecologist? #ASM2015

Steven Hecht @Profmicro · Jun 1
Florida home to three of the most visited cruise ship terminals Potential source...#ASM2015

2 1

Paul Orwin @PMOrwin · Jun 1
Do I have any supporting evidence? It would be nice to have some - here is a bit ncbi.nlm.nih.gov/pmc/articles/P… #ASM2015

2

Daniel @Read1000Lives · Jun 1
Force-triggered formation of adhesion nano-domain clusters in Candida fungal

cells - mech for activating pathogen adhesion? #ASM2015

1

BioFire Diagnostics @BioFireDX · Jun 1
If you're attending #ASM2015, check out the 28 Scientific Posters that highlight the #FilmArray & our comprehensive panels. @ASMicrobiology

Fabian Rivera-Chávez @FabianRChavez · Jun 1
New data: sub-therapeutic doses of Bismuth subsalicylate (Pepto-Bismol) relieve symptoms of 3 straight days of fried food and beer #ASM2015

2

View conversation

Ben Roller @ben_roller · Jun 1
All known nitrite oxidizers have a cyanase gene in genome, hypothesis is that there is reciprocal feeding:NOB-> AOA/AOB ->NOB #asm2015

2 3

Javier Izquierdo @jizquierdotweet · Jun 1
Slava Epstein does not dissapoint: dormant cells become "pluripotent microbial stem cells" #ASM2015

Jessica Sieber @SyntrophySieber · Jun 1
Wagner: thaums growing on cyanate! #ASM2015

1

Brett Baker @archaeal · Jun 1
@MichiWagner4 N. gargensis Thaum can utilize cyante as an additional N source in consortium with nitrite oxidizers #asm2015

2

Larry Lynam @scopedbylarry · Jun 1
Really glad to hear that work is continuing in earnest on a hyperimmune for Ebola. The 3 antibody cocktail looks promising #ASM2015

2

Jon Badalamenti @JonBadalamenti · Jun 1
Wagner: cyanate used by reciprocal feeding mechanism between ammonia oxidizers and nitrite oxidizers #asm2015

Trinity Hamilton @trinity_lh · Jun 1
Wagner - Testing the hypothesis that reciprocal feeding occurs between between ammonia- and nitrite-oxidizers via cyanate #asm2015

ATCC @atcccultures · Jun 1
Stop by ATCC Booth 819 for strains and associated reagents that support your microbiology research #ASM2015!



View photo

Maria Davis @mcd_611 · Jun 1
See whats going on at cell surfaces on a nano scale with Atomic Force Microscopy #AFM Yves Dufrene #TheEnvelopePlease #ASM2015 #cooltech

QIAGEN @QIAGENscience · Jun 1
Who is known as “The Father of Microbiology”? Know the answer? Then stop at #asm2015 booth 725 and win our quiz!

Paul Orwin @PMOrwin · Jun 1
So scouts are like stem cells? Good hook for funding 😃#ASM2015

1

Daniel @Read1000Lives · Jun 1
Microbiol kids's books on Squid & Vibrio and on coral reef/bacteria symbiosis that may interest #ASM2015 attendees



Scale Free Network @scalefreenetwrk
The Squid, the Vibrio & the Moon artwork: Vibrio fischeri & Bobtail squid #symbiosis #sciart bit.ly/1Gpj3dN

Chris @DrChrisKellogg · Jun 1
.@MichiWagner4: Use of cyanate by reciprocal feeding btw ammonia- and nitrite-oxidizers (converts cyanate to nitrate) in lab #ASM2015

Amer. Soc. Micro. @ASMicrobiology · Jun 1
Hazard, risk, or outcome? "Roll the Dice" w/Omar Oyarzabal, Christopher Snabes, & Pina Fratamico @ 10:45am to find out #asm2015 #LearningLab

Laura Hug @LAHug_ · Jun 1
Wagner: NOB have cyanases more freq. than AOB. Hypothesizes reciprocal feeding. Confirmed in co-culture. #ASM2015

2

Jeff Gralnick @bacteriality · Jun 1
Wagner: Nitrosospaera uses cyanate for growth: the cyanase gene is also in all known nitrite oxidizers #ASM2015

Paul Orwin @PMOrwin · Jun 1
Proposed solution is growing in environment cells adapt to conditions, can't adapt to Petri dish #ASM2015 interesting

1

Justin Clark @jrclark_unc · Jun 1
Presentation loaded and ready to go. Let's do this. #ASM2015

Cameron Thrash @DrJCThrash · Jun 1
.@MichiWagner4- surprise! Cyanate degradation to ammonia in nitrite oxidizers #ASM2015

1

Julie Huber @JulesDeep · Jun 1
Speaker @MichiWagner4 the first speaker to take advantage of the runway #ASM2015

2

Steven Hecht @Profmicro · Jun 1
Poor sentinel chickens #ASM2015

Chris @DrChrisKellogg · Jun 1
.@MichiWagner4: Nitrososphaera gargensis in pure culture; it can grow on cyanate! Every nitrite oxizider genome has cyanase gene #ASM2015

3 2

PLOS Biology @PLOSBiology · Jun 1
Fascinating talk on the microbial communities under ice sheets in Antarctica and Greenland by Brent Christner at #asm2015.

1 3

Paul Orwin @PMOrwin · Jun 1



So why don't active growers in env grow first in culture? #asm2015



Jon Badalamenti @JonBadalamenti · Jun 1

Wagner: Thaumarchaeon Nitrososphaera gargensis grows with either ammonium or cyanate #BOOM #asm2015

1



Sam Diaz-Munoz @evolcoop · Jun 1

.@surt_lab @PssMalaga2015 Argh, completely missed you! You leave b4 #ASM2015 tweetup to go to *Spain*?!? #wellplayed #tapas #vino

1

View conversation



Laura Hug @LAHug_ · Jun 1

Wagner: substrate limitation of nitrifiers challenged - cyanase in Nitrosphaera, new substrate option. Shows growth on cyanate. #ASM2015

2



Cameron Thrash @DrJCThrash · Jun 1

.@MichiWagner4 so much diversity in ammonia oxidizers, they might be doing other things #ASM2015

1 5



Paul Orwin @PMOrwin · Jun 1

4 seasons - dormant, scout cell (forms stochastically), growing cells, back to dormancy.depends on permissive conditions #ASM2015 #only3?



Steven Hecht @Profmicro · Jun 1

Found Aedes aegypti breeding activity quite high in 2 beach areas did control to bring ut diwn #ASM2015

1 3



Amanda Lyn Gunn @AmandaLynGunn · Jun 1

2 very different manifestations of GP, one form subject to antibody surveillance, other for receptor binding. Evasive! #Ebola #ASM2015

1



Laura Hug @LAHug_ · Jun 1

Wagner: highly diverse thaums and nitrospira in env. and chemostats - why no competitive exclusion? #ASM2015



Chris @DrChrisKellogg · Jun 1

.@MichiWagner4: Challenging assumption that presence of nitrifiers (by 16S) automatically implies process of nitrification #ASM2015

3 2



Austen Terwilliger @AustenLeeT · Jun 1

Come see "Real time microbiology" with travel grant winner @jrclark_unc at 3:45. #ASM2015 #science



View photo



Cameron Thrash @DrJCThrash · Jun 1

Michael Wagner- presence of nitrifiers maybe not sufficient to indicate activity #ASM2015

3



Arash Komeili @micromagnets · Jun 1
I will be in room 264 at #**ASM2015** as a student/postdoc mentor. Come by and chat about whatever you like.

3 1



Laura Hug @LAHug_ · Jun 1
Wagner: nitrifiers perceived as highly specialized organisms - presence = nitrification. He is challenging this assumption. #**ASM2015**

1



Steven Hecht @Profmicro · Jun 1
Many mosquito -borne diseases measures being put in place #**ASM2015**

1



Jon Badalamenti @JonBadalamenti · Jun 1
4 out of 4 excellent talks this morning #**asm2015** and we all know @JulesDeep will make it 5 for 5!

1 1



Daniel @Read1000Lives · Jun 1
Two francophones in a row- though neither from France. Yves Dufrene from Uni Catholique Louvain, Belgium on Atomic Force Microscopy #**ASM2015**



Paul Orwin @PMOrwin · Jun 1
Big final question - why are env important bugs last to grow on Petri dish #**ASM2015**



Arash Komeili @micromagnets · Jun 1
Wonderful talk by Yves Brun at #**ASM2015**. Incredible diversity of bacterial cell shapes.

1 1

Illumina @illumina · Jun 1
Erica Ollman Saphire from @scrippsresearch up next on antibodies to GP of EBOV #**ASM2015**

2



Amer. Soc. Micro. @ASMicrobiology · Jun 1
#**asm2015** poster presentations start @ 10:45am. Today's topics: Identification/Detection, MDRO, food micro, & more



7 7

View photo



Paul Orwin @PMOrwin · Jun 1
Qs signals important for some species, but doesn't account for bulk of it. #**ASM2015**



Jon Badalamenti @JonBadalamenti · Jun 1
Sorry #**asm2015** tweeps, I can't resist





1 3 View photo

Steven Hecht @Profmicro · Jun 1
Scary to see Dengue in Fla. Put me in coma in SE Asia long ago #**ASM2015**
1

Laura Camilleri @LC_EnvMicro · Jun 1
If you thought the lake under Antarctic glacier would be pristine and inactive, you would be wrong. Murky looking and CH4 abundant #**asm2015**
1

Paul Orwin @PMOrwin · Jun 1
I like that he is willing to publicly reject his own hypotheses! #**ASM2015**

Hilary Lappin-Scott @lappinscott · Jun 1
Michi Wagner: Covering nitrification and new single cell tools to study this #**ASM2015**

Paul Orwin @PMOrwin · Jun 1
Hyp3 interspecies signaling or quorum sensing #**asm2015**

Julie Huber @JulesDeep · Jun 1
And now @MichiWagner4 speaking about nitrifiers #**ASM2015**
1

Laura Hug @LAHug_ · Jun 1
Next up: Michi Wagner on nitrification with the promise of new single cell tools later in the talk! #**ASM2015**
1 1

Paul Orwin @PMOrwin · Jun 1
Probs w a/v ruining punchline but take home couldn't find big pop of obligate slow growers #**ASM2015**

ASM @AUSSOCMIC · Jun 1
Brent Chistner - microbial ecosystems are ubiquitous beneath the worlds ice sheets and act as a methane reservoir. #**ASM2015**
2

Steven Hecht @Profmicro · Jun 1
Argues Florida has most weird news (will this surpass the bunnies with syphilis headline in NYC?)#**ASM2015**
1

Jeff Gralnick @bacteriality · Jun 1
Christner: surprised to find eukaryotic microbes at the level of contamination in subglacial metagenome #NoEuks #**ASM2015**
1

Hilary Lappin-Scott @lappinscott · Jun 1
Christner : summing up - the ocean waters around both icesheets have highly productive coastal ecosystems, many are Fe limited #**ASM2015**

Larry Lynam @scopedbylarry · Jun 1
Observation patients w very high viral loads tended to have mutations from other patients with high viral load mutants #**ASM2015**
1

Ion Torrent @iontorrent · Jun 1

Visit with the author today (10:45-noon) #**ASM2015** Poster #1348 Bacterial Identification Using Ion Torrent™ Technology

1



Daniel @Read1000Lives · Jun 1
Those who missed Yves Brun's talk #**ASM2015** missed John Travolta, Flying Spaghetti Monsters, cute cells, and some great cell bio/genetics.

3 7



Laura Hug @LAHug_ · Jun 1
Christner: to date, evidence for Euks in sub polar lake is at contaminant levels, despite active hunting for them. #maybe-deeper #**ASM2015**

2 3



Paul Orwin @PMOrwin · Jun 1
Hyp2 maybe they are all slow growers and microbiologists are stupid #**ASM2015**



Chelsey VanDrisse @cv_drissie · Jun 1
@ASMicrobiology your #ASMlive interview sessions are super awesome! Please keep them around and add more next year! #**asm2015**

1



Paul Orwin @PMOrwin · Jun 1
Used diffusion chamber to enrich uncultured, they became domesticated very fast. So they can do it, why don't they do it? #**ASM2015**



Amanda Lyn Gunn @AmandaLynGunn · Jun 1
Remember that getting to zero does not mean we will stay at zero. Need for investing in infrastructure for future outbreaks. #Ebola #**ASM2015**

8 9



CellPressNews @CellPressNews · Jun 1
Bookmark this! Cell Press Nucleus on Type 2 Immunity #**ASM2015** ow.ly/NCJ6E

1 1



Steven Hecht @Profmicro · Jun 1
Dr. Rowlinson from Florida Public Health Lab.- adventures in our own backyard #**ASM2015**

1



Cameron Thrash @DrJCThrash · Jun 1
BC- Nitrotoga, Nitrosoarchaeum probably doing nitrification in the water. Methylobacter doing methanotrophy. #**ASM2015**

3



Daniel @Read1000Lives · Jun 1
One of the highlights of Yves Brun talks: proper French pronunciations. Sabbatical in Grenoble, la vie est dur :) #**ASM2015**

1

Illumina @illumina · Jun 1
KA: Bat migration, presence of nonhuman primates may be key to EBOV emergence in Africa #**ASM2015**

1



Paul Orwin @PMOrwin · Jun 1
Old reasons for uncultivated- nutrients unsuitable or insufficient #**ASM2015**

1



Julia Nepper @DietDrNepper · Jun 1
Yves Brun compared Asticcacaulis stalks to Flying Spaghetti Monster's noodly appendages, ensuring no one will forget his talk. #**ASM2015**

1 3



Hilary Lappin-Scott @lappinscott · Jun 1
Working hypothesis - the food web in the lakes below icesheets relies on chemosynthetic microbes as the basic producers. #**ASM2015**

1 1



Ken Locey @kenlocey · Jun 1
Sarah Cummins responding to a question of how dormancy in the microbiome may relate to inflammation #**ASM2015**, microbeworld.org/podcasts/asm-l…

2



Paul Orwin @PMOrwin · Jun 1
Topic - why can't we culture most bugs out there? Slava Epstein four seasons of microbial life hypothesis #**ASM2015**



Melissa Going Viral @researchingsf · Jun 1
SE: Why some species don't grow in culture is the oldest, most challenging problem in microbiology - we're missing 99% of species #**ASM2015**

6 2



Aditi Sengupta @AditiSG · Jun 1
Legacy methane in sediments! #brent christner #**ASM2015** interesting concept!

1 1

Hologic @Hologic · Jun 1
We are pleased to offer demos of automated molecular testing on our Panther system at booth 737 #**asm2015** ow.ly/N15D8

1



Paul Orwin @PMOrwin · Jun 1
My first talk "dead undead and Petri dish" - unrelated, I saw #GameofThrones last night #**ASM2015**

1



Laura Hug @LAHug_ · Jun 1
Christner: sub glacial law dominated by Proteobacteria: chemolithotrophs. Activity was measured - 16-78% primary production. #**ASM2015**

1 1



Russell Neches @ryneches · Jun 1
Heading out to Sacramento to chat about #SpaceMicrobes with @CapRadioRuyak. Neat! #**ASM2015**

5 5

Illumina @illumina · Jun 1
KA: due to greater genomic diversity and conservation, the mutational effects on LASV is potentially more complicated than EBOV #**ASM2015**



Cameron Thrash @DrJCThrash · Jun 1
Christner specializes in high maintenance micro. #gotoantarctica #withabighotwaterhose #**ASM2015**

2 2



Diana Hernandez Ph.D @deray28 · Jun 1
Do you know what happens when you have 7 intro slides on a 15min talk? You go over time, every time. #**ASM2015**

2



Steven Hecht @Profmicro · Jun 1
"We do really cool stuff..." -Jennifer Rakeman Yes, yes you do #**ASM2015**

2 3

Illumina @illumina · Jun 1
KA: Do epitope changes in the virus affect neutralizing antibody binding? Good question for Dx, vaccine efforts. #**ASM2015**

3



Amanda Lyn Gunn @AmandaLynGunn · Jun 1
I'm kind of curious about what is going on with the polymerase. More nonsynonymous mutations than expected. #Ebola #**ASM2015**

2



Melissa Going Viral @researchingsf · Jun 1
MO:Can deal with HIV reservoir via reactivation/eradication - OR - continuous

repression? Is silent/"deep latency" possible? #ASM2015

2

Ken Locey @kenlocey · Jun 1
#ASM2015, @jaytlennon speaking on microbial dormancy driving to dispersal in space and across time microbeworld.org/podcasts/asm-l…

3 3

Laura Hug @LAHug_ · Jun 1
Christner: 'we were prepared for cell concentrations that were a lot less' champagne uncorking moment. #ASM2015

1 1

Cameron Thrash @DrJCThrash · Jun 1
BC- subglacial water was a chemolithotrophic environment. Saw cells in the field - "a champagne uncorking moment" #ASM2015

2

Daniel @Read1000Lives · Jun 1
@IHStreet I'll have to search later if they're online, or ask Yves. Editing/cowriting up on this topic for STC soon #ASM2015

1

View conversation

Amanda Lyn Gunn @AmandaLynGunn · Jun 1
Fraction of mutations in epitopes is high, indicating selective pressure for accumulation of nonsynonymous mutations in GP. #Ebola #ASM2015

Trinity Hamilton @trinity_lh · Jun 1
Christner - turbid water collected from Lake Whillens typical of glacial till. Signatures of water typical of glacial melt #ASM2015

MicrobeWorld @MicrobeWorld · Jun 1
@theLOGshow thank you for your question! #asmlive #ASM2015 microbeworld.org/asmlive

1

View conversation

Moria Chambers @moriacc · Jun 1
Learning lots about persistence from #ASM2015 session on #ZombieMicrobes Come by my poster (1119) to chat about my fly model! @Twin285

3 3

Ken Locey @kenlocey · Jun 1
IU grad Sarah Cummins speaking on potential for medicine to target dormant pathogens (lying in wait) #ASM2015, microbeworld.org/podcasts/asm-l…

2

Cameron Thrash @DrJCThrash · Jun 1
BC- discussing the work published in Nature A microbial ecosystem beneath the West Antarctic ice sheet #asm2015 nature.com/nature/journal…

3

Joseph McPhee @JoeBMcPhee · Jun 1
@markowenmartin "think of Peanut's Pigpen as an analog for how our microbes disperse through space" #ASM2015 #asmlive

3 3

Illumina @illumina · Jun 1
KA: Found series of mutations in GP of virus, with immune B-cell epitope implications (also in viral polymerase, interestingly). #ASM2015

1

Emily Mullin @emilylmullin · Jun 1
@carlzimmer @ASMicrobiology Will it be webcast? Sorry to miss #ASM2015 this year.

View conversation

Laura Hug @LAHug_ · Jun 1
Christner: hot-water drill to 800 m into lake below Antarctic sheet. Turbid water contained <2uM particles. #ASM2015

1



Cameron Thrash @DrJCThrash · Jun 1
Very small (< 0.8 um) particles dominated the subglacial water #ASM2015

3



Melissa Going Viral @researchingsf · Jun 1
From earlier. He also made a Thor/Loki anecdote. Thomas Wood for the (geek) win! #ASM2015



Noelle Bryan @nbryan5
My heart flips for zombie bacteria. #asm2015

1 1



Hilary Lappin-Scott @lappinscott · Jun 1
Christner: very careful approach to drilling into the lake underneath the icesheet! Using great schematics and photos to illustrate #ASM2015

2 2



Mark @MarkKunitomi · Jun 1
Uploading my talk. I guess the server is a bit shy...
#ASM2015

1



Jeff Gralnick @bacteriality · Jun 1
Christner: spent years developing tech to drill cleanly into subglacial Lake Whillans - essentially using a 1km garden hose #ASM2015

4 3



Amanda Lyn Gunn @AmandaLynGunn · Jun 1
Types of (observed) mutations during outbreak are slightly higher in non-synonymous shifts than between outbreaks.-Anderson #Ebola #ASM2015

2 2



Trinity Hamilton @trinity_lh · Jun 1
Christner - 1 km-long "garden hose" to sample subglacial Lake Whillans. #asm2015



Cameron Thrash @DrJCThrash · Jun 1
BC part of the WISSARD project. wissard.org Drilled with hot water through 800 m of ice to lake Whillans #ASM2015

1 1



Lauren E. Gillies @GilliesLE · Jun 1
Clara Chan "microbes win at low oxygen." Indeed! #asm2015

1



SMK @SarahMicrobio · Jun 1
Clara Chan-Iron oxidizers form beautiful stalked mats as they use Fe- and might have changed the face of the earth #ASM2015 #astrobiology

1

Ken Locey @kenlocey · Jun 1
.@shoemakah, @jaytlennon & recent IU grad Sarah Cummins speaking on high dormancy of the human skin microbiome #ASM2015
3
View conversation

Chris @DrChrisKellogg · Jun 1
MT @DrJCThrash: Brent Christner- Antarctica is the largest wetland on earth. All of it is under ice sheets. #ASM2015
1

Julie Huber @JulesDeep · Jun 1
Hundreds of rivers and lakes beneath Antarctic ice sheet. Very cool. #ASM2015

Jon Badalamenti @JonBadalamenti · Jun 1
Mardi Gras beads or assembly graph? You decide. #asm2015



1 1
View photo

Erica Hartmann @ericamhartmann · Jun 1
So many good sessions this afternoon at #asm2015 but I should probably go to the one I'm talking in! See you in ballroom C?
1 2

Amanda Lyn Gunn @AmandaLynGunn · Jun 1
# of substitutions/site/year = higher than you would observe between outbreaks, due to selective pressure not mutation rate. #Ebola #ASM2015

Illumina @illumina · Jun 1
KA: Specifically, evidence shows virus was not "mutating faster", but had more substitutions, prob due to selection pressures #ASM2015
1

Hilary Lappin-Scott @lappinscott · Jun 1
Christner : Our recent understanding is that Antarctica the largest wetland on Earth. The icesheet moves - water beneath the ice? #ASM2015
2 1

Laura Hug @LAHug_ · Jun 1
Christner: movement of water under ice causes large changes to Antarctic ice topology. Neat video reconstruction. #ASM2015
1

Cameron Thrash @DrJCThrash · Jun 1
BC- ice sheets move up and down rapidly, from water beneath moving around. These are dynamic ecosystems. #ASM2015
3 3

SMK @SarahMicrobio · Jun 1
Is the Greenland ice sheet a global source of methane? Methane oxidizers flow from under the sheet during freeze/thaw cycles #ASM2015

Victoria Pearson @VirusExplorer · Jun 1
Phylogenetics indicate there was one spillover event of ebola from Guinea to Sierra Leone followed by diversification. #ASM2015

2 2

Brian Kvitko @KvitkoPhD · Jun 1
#ASM2015 Brent Christner. under the ice Antarctica is the largest wetland environment on earth.

1

Daan Speth @daanspeth · Jun 1
Brent christner describes methanotrophy under the greenland icesheet by metylococcaceae #asm2015

1 2

Jeff Gralnick @bacteriality · Jun 1
Christner: Antarctica is the largest wetland on our planet, nearly 400 lakes including Vostok, the 6th largest freshwater lake #ASM2015

3 1

Illumina @illumina · Jun 1
KA: Finding that EBOV is mutating, as expected- giving rise to lineages with localized diversity within the epidemic #ASM2015

2 2

Cameron Thrash @DrJCThrash · Jun 1
BC- Antarctica is the largest wetland on earth. All of it is under ice sheets. #ASM2015

1 2

Lauren E. Gillies @GilliesLE · Jun 1
Great 8am talk by W Fischer on using the geologic record to understand mechanics of microbial processes #asm2015

1

will shoemaker @shoemakah · Jun 1
Sitting in lab with @kenlocey watching @jaytlennon talk about microbial dormancy on ASM live! #ASM2015

2 3

Andy Larrea @AndyLarrea · Jun 1
At #ASM2015 it is always #BeignetTime (not just late night @pacbio)



3 View photo

Brian Kvitko @KvitkoPhD · Jun 1
Brent Christner Ribosome counts reveal a very different picture of who is there vs who is active subglacial bacterial communities #ASM2015

2 1

Daniel @Read1000Lives · Jun 1
Movies of Hyphomonas neptumium - daughter cells grow from ends of bacterial stalks. "Let's watch this again cause it's so cool!" YB #ASM2015

1 2

Chris Pickett @ChrisPickett5 · Jun 1
Are you at #ASM2015? Check out the @ASBMB booth!



Erica Siebrasse @ericasieb
.@ASBMB will be in booth 119 to talk with you about publishing in JBC & the society. Hope to see you there! #ASM2015





Hilary Lappin-Scott @lappinscott · Jun 1
Christner : asking the question - is the Greenland icesheet a global source of methane? #**ASM2015**

2



Laura Hug @LAHug_ · Jun 1
Christner: Greenland ice sheet may be global methane source. #**ASM2015**

1



Cameron Thrash @DrJCThrash · Jun 1
BC- Soooo...are ice sheets a global source of methane? Let's talk Antarctica #**ASM2015**

4 3



Laura Hug @LAHug_ · Jun 1
IPhone autocorrects methanotroph to matcha notebook. That typo in last tweet was born of frustration. #**ASM2015**

4



Cameron Thrash @DrJCThrash · Jun 1
RT-PCR of 16S showed enrichment of methanotrophs. Functional gene expression, measurements of methane consumption sealed the deal #**ASM2015**

5 1



Mark O. Martin @markowenmartin · Jun 1
@Typhi @jaytlennon The great @zombiehat made me this relevant image regarding skin microbiology. #ASMLive #**ASM2015**



18 8

View photo



QIAGEN @QIAGENscience · Jun 1
You think you know microbiology? The show master is ready to welcome you to our quiz @ #**asm2015** booth 725



1 2

View photo

Illumina @illumina · Jun 1
KA: Partnership with Sierra Leone for over a decade- rapid sequencing of outbreak samples #**ASM2015**

1



Laura Hug @LAHug_ · Jun 1
Christner: subtracted surface microbes, ID'd most active subflow bugs with RT

16S - found merhanotrophs dominate. #ASM2015

2 1

Trinity Hamilton @trinity_lh · Jun 1
Christner - Careful methods to weed out the freeloaders in subglacial outflows #asm2015

1

Lycoming College @LycomingCollege · Jun 1
Warriors unite at #ASM2015!



Jeff Newman @lycoprof
@LycomingCollege KC Failor '11 visits Newman lab's Jake Miller '17 at #ASM2015

Caleb Levar @celevar1 · Jun 1
Check out poster 1341 by @JonBadalamenti for cool genomes from the subsurface using @PacBio. No more excuses for draft genomes! #ASM2015

5 3

Cameron Thrash @DrJCThrash · Jun 1
BC- simultaneous presence of methane and oxygen from subglacial outflow suggested methanotrophy #ASM2015

3 3

Larry Lynam @scopedbylarry · Jun 1
The GDP of western African countries combined is 3x smaller than the endowment of Harvard - yes resources are a big issue #ASM2015

7 1

Steven Hecht @Profmicro · Jun 1
Wonderful story after another frm Jennifer Rakeman #ASM2015

Maria Davis @mcd_611 · Jun 1
Bacteria, making simple shapes using very complex processes #TheEnvelopePlease Yves Brun #ASM2015

4 3

Amanda Lyn Gunn @AmandaLynGunn · Jun 1
An Ebola outbreak in West Africa is a whole world problem, the virus does not care about country borders.-Anderson #ASM2015 #Ebola

5 2

Laura Hug @LAHug_ · Jun 1
Christner: subflow glacier melt micro community is diverse, has surface microbes along for the ride. #ASM2015

1

Hilary Lappin-Scott @lappinscott · Jun 1
Christner: Sampling water runoff from icesheets in the melt season. Analysed gas composition eg methane in these waters. #ASM2015

NIAID Careers @NIAIDCareers · Jun 1
Don't forget to stop by booth 467 at the #ASM2015 Meeting for info on how you can join #NIAID's exciting atmosphere! @ASMicrobiology

1

Julie Huber @JulesDeep · Jun 1
Next up: Brent Christner talking out microbial life in Antarctic #ASM2015

1 1

Larry Lynam @scopedbylarry · Jun 1
Although similar Ebola seems more easily spread in a clinical situation than Lassa #ASM2015





Chris Longshaw @ChrisLongshaw74 · Jun 1
#ASM2015 Only 10% of bacteria on skin are metabolically active...others are dormant or dead





Laura Hug @LAHug_ · Jun 1
Christner: monitoring outflow during melt season. Early and late, water has higher residency time, picks up microbial products. #ASM2015





Mark O. Martin @markowenmartin · Jun 1
@jaytlennon's colleague Sarah Cummings is super clear and engaging. Quite a lab, quite a project. #ASM2015





Steven Hecht @Profmicro · Jun 1
From rabies in racoons in Central park to tularemia from a rabbit- perhaps from her dog kissing her #ASM2015





Kat Tarasova @thetarasova · Jun 1
@Typhi large majority of microbes on the skin are metabolically inactive. #asm2015





Larry Lynam @scopedbylarry · Jun 1
Interesting that the CFR for Lassa Fever varies so much between countries in west Africa #ASM2015



Hologic @Hologic · Jun 1
Run multiple assays side-by-side on the Panther system. Free your lab from batching restrictions- booth 737 #ASM2015 ow.ly/N16oB





Amanda Lyn Gunn @AmandaLynGunn · Jun 1
Lassa & Ebola are actually quite similar in high case-fatality rate, but differ in mode of transmission. -Kristian Anderson #ASM2015 #Ebola





Daniel @Read1000Lives · Jun 1
(2/2) "Which is a shame, because the bacteria seem to care very much." - Kevin Young via Yves Brun #ASM2015



Illumina @illumina · Jun 1
KA: At @broadinstitute have LASV 211 full length genomes, EBOV 350 full length genomes. Looking at differences over time. #ASM2015





Daniel @Read1000Lives · Jun 1
"To be brutally honest few people care that bacteria have different shapes." Kevin Young via Yves Brun #ASM2015 (1/2)





Amer. Soc. Micro. @ASMicrobiology · Jun 1
ASM President Timothy J. Donohue brings you the State of the Society Address & "120 Advancing Knowledge & Innovation" - 12:00pm #asm2015 ^lp





Hilary Lappin-Scott @lappinscott · Jun 1
Next up Brent Christner - covering microbial activity underneath two ice sheets. There's drainage eg of Greenland icesheet #ASM2015





Steven Hecht @Profmicro · Jun 1
A breakthrough involved hospital had saved a TB sputum sample- was able to isolate Legionella for ID #ASM2015





Jeff Newman @lycoprof · Jun 1
@LycomingCollege KC Failor '11 visits Newman lab's Jake Miller '17 at #ASM2015

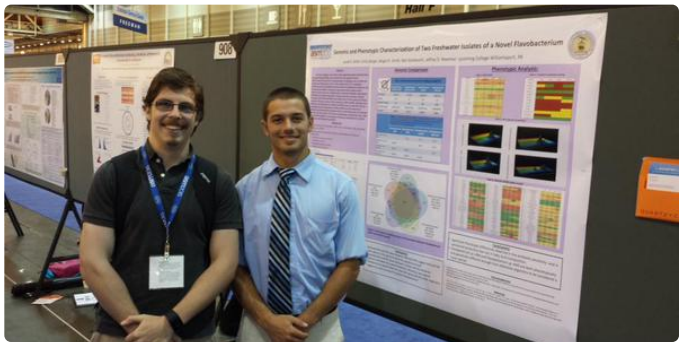

1 4 View photo



Tristy @TJVMajors · Jun 1
Christner talking about the cold microbial majority! #ASM2015 #polarscience

1 1



Noelle Bryan @nbryan5 · Jun 1
Brent Christner and life under ice sheets. #ASM2015



Cameron Thrash @DrJCThrash · Jun 1
Brent Christner is up now discussing life under ice sheets #coldmicro #isthereawordforthat #ASM2015

1 1

Illumina @illumina · Jun 1
Kristian Andersen @Lassa_Ebola from @scrippsresearch on genetic diversity of African hemorrhagic fevers #ASM2015

1 1



Joseph McPhee @JoeBMcPhee · Jun 1
Talking about dormancy in the skin microbiota. How is this a strategy for survival? #ASM2015 #asmlive

1



Laura Hug @LAHug_ · Jun 1
Next up: Brent Christner on microbial ecosystems below polar ice sheets. #ASM2015

2



Larry Lynam @scopedbylarry · Jun 1
W/o exception the Ebola presenters pay moving tributes to their colleagues lost in the epidemic. Very honorable. #ASM2015

1



Trinity Hamilton @trinity_lh · Jun 1
Chan on Fe oxidation - microbes win at low oxygen concentration #ASM2015 ##

1 1



Steven Hecht @Profmicro · Jun 1
Legionella outbreak in a Bronx apartment complex cooling tower needed in winter for heat #ASM2015



Anna Blazier @annablazier · Jun 1
Lots of respect for the American Sign Language interpreters signing science at #asm2015 ! #ASL

1 1



Daniel @Read1000Lives · Jun 1
Which reminds me that microbes have been here so long, they are indeed more evolved than us #MicrobialSupremacy #ASM2015

1



Erica Siebrasse @ericasieb · Jun 1
.@ASBMB will be in booth 119 to talk with you about publishing in JBC & the society. Hope to see you there! #**ASM2015**



2 View photo



MD Buyline @MDBuyline · Jun 1
Microbes On The Move in New Orleans! We are in attendance at #**asm2015**, come say hello!



View photo



A. Lewis @almphi · Jun 1
"Will mitomycin C affect patient microbiome?" "Yes." Great brevity from Dr. Wood. #zombiebugs #**asm2015**

1 1



Steven Hecht @Profmicro · Jun 1
Pet fish are regulated. Dead fish for market sre regulated. But live fish for food are not! #**ASM2015**

1 1



Melissa Going Viral @researchingsf · Jun 1
MO: This latent (HIV) reservoir is what prevents the full success of antiretroviral therapy despite initial predictions #**ASM2015**

1



Eric Kees @lostmykees · Jun 1
#**ASM2015**

> **Daniel Bond** @wanderingbond
> I bet you're wondering where you can see closed Geobacter genomes derived from subsurface metagenomes. Poster 1341 w/@JonBadalamenti!



Daniel @Read1000Lives · Jun 1
Gram - and Gram + bacteria: Doing the same thing, differently, for a billion years, or so.. #**ASM2015**

4 10



Larry Lynam @scopedbylarry · Jun 1
Very interesting to hear about the "Multiplex" assays they are able to use to screen for several of the endemic fevers at once #**ASM2015**

1

Steven Hecht @Profmicro · Jun 1

Describing solving a M. marinum outbreak. Turned out to be from live fish sold in market. #ASM2015

1

Jeff Gralnick @bacteriality · Jun 1
Chan: potential genetic markers for iron oxidation and stalk formation, using 6-way genome comparison #ASM2015

1

Laura Hug @LAHug_ · Jun 1
Chan: planktonic Fe oxidizers grow in the Fe(II)/O2 chemicline. #ASM2015

FEMS @FEMSTweets · Jun 1
Explore prokaryotic nanomachines during the joint ASM-FEMS symposium #ASM2015 session 153 @ASMicrobiology

1

ASM Newsroom @ASMnewsroom · Jun 1
Join the discussion with @Typhi on the metabolic activity of the #skin #microbiome #asmlive #asm2015



5 3

View photo

Jon Badalamenti @JonBadalamenti · Jun 1
Chan: "Iron redox potential actually varies quite a lot" @celevar1 can tell you stories #asm2015

1 1

Laura Hug @LAHug_ · Jun 1
Chan: searching for Fe oxidation markers in microaerophiles. Found shared operon with Molybdopterin redutase in all six genomes. #ASM2015

1

Steven Hecht @Profmicro · Jun 1
Challenges and fun of running a PHL in NYC #ASM2015

Victoria Pearson @VirusExplorer · Jun 1
Dr. Robert Garry discusses the need to do research during an ebola outbreak. #ASM2015

1 1

Amanda Lyn Gunn @AmandaLynGunn · Jun 1
In the Tropical Grand Rounds we learned just how important rapid diagnosis tests are, great to see it is in development for #Ebola. #ASM2015

1 1

Life Breakfast @lifebreakfast1 · Jun 1
RT @ASMicrobiology: #ASM2015 Plenty of bagels left in Room 242 if you are looking for breakfast. ^hg





1 View photo

Larry Lynam @scopedbylarry · Jun 1
I'm flashing back to our outrageous acts during the Ebola crisis. I still feel stabby when I hear "out of an abundance of caution" #ASM2015

3 4

Hilary Lappin-Scott @lappinscott · Jun 1
At micromolar levels O2 Fe oxidation is mostly microbial. Chan's lab looking for genetic markers for microaerophilic Fe oxidisers #ASM2015

Ion Torrent @iontorrent · Jun 1
Analyzing the microbiome of HIV-infected research samples using the Ion 16S Metagenomics Solution #ASM2015
oak.ctx.ly/r/33bo8

2

Steven Hecht @Profmicro · Jun 1
Glover explaining the art of choosing media for Vibrios- clearly drawing on deep experience. #ASM2015

1

Amer. Soc. Micro. @ASMicrobiology · Jun 1
#ASM2015 Plenty of bagels left in Room 242 if you are looking for breakfast. ^hg



1 View photo

Larry Lynam @scopedbylarry · Jun 1
And a reminder of how our press was referring to ZMAPP as a "secret serum". God that was like fingernails on a chalk board #ASM2015



Julie Huber @JulesDeep · Jun 1
Clara showing beautiful microscopy & field images from Loihi Seamount with @glazer, @FeHydro, @Davis_Rick & many others. #ASM2015

3 5



Daniel @Read1000Lives · Jun 1
RCL at #asm2015 on MreB: B. subtilis changes patch speed with growth rate, E. coli changes numbers of patches.

1 2



Larry Lynam @scopedbylarry · Jun 1
Garry reminds us it wasn't just local customs that fueled this outbreak, but government attempts to hide/minimize were huge problem #ASM2015



Bill Haines @idpetition · Jun 1
@bacteriality Sorry Jeff. Did not mean to give you specifically a hard time over stromatolites But they are good questions. #ASM2015

View conversation



Javier Izquierdo @jizquierdotweet · Jun 1
Right now: Clara Chan showing *beautiful* footage of zetaproteobacteria creating iron oxide stalks that become large complex mats #ASM2015

2 2



Trinity Hamilton @trinity_lh · Jun 1
Clara Chan may have reversed my aversion to cauliflower - interesting structure of Fe oxidizing microbial mats! #asm2015

3 3



Laura Hug @LAHug_ · Jun 1
Chan: iron oxidizers are microaerophilic - at high O2, reduced Fe disappears too quickly. All the food is gone! #ASM2015

1



Larry Lynam @scopedbylarry · Jun 1
Robert Garry tells us " you MUST do research in an outbreak and we were way to slow in this Ebola outbreak." #ASM2015

4 3



Liang Ge @geliang999 · Jun 1
Dr. Robert Garry: YOU must do research in an outbreak #ASM2015 @ASMicrobiology

1 1



Steven Hecht @Profmicro · Jun 1
90 cases of Vibriosis in Wash state in 2013 #ASM2015

1 1



Joseph McPhee @JoeBMcPhee · Jun 1
Carbillado-Lopez - long MreB filaments an experimental artifact; growth conditions and exp'n levels critical #ASM2015



Hilary Lappin-Scott @lappinscott · Jun 1
The twisted stalks grow towards O2. Looking at iron microbial mat from submarine volcano in Hawaii. Full of intricate structures #ASM2015



Maria Davis @mcd_611 · Jun 1
RC: use caution when using inducible GFP fusions #Bsubtilis #ASM2015



Bill Haines @idpetition · Jun 1
@bacteriality #ASM2015 Any estimates of how long after molten earth cooled available for "accidental" formation of stromatolites?

View conversation



Biochemical Journal @BiochemJ · Jun 1

At #ASM2015? Submit your microbiology research to BiochemJ today bit.ly/BJSubmit

ARIC Journal @ARICJournal · Jun 1
Are you at #ASM2015? Come check us out at booth 204! @SpringerSBM springer.com/life+sciences/…

Melissa Going Viral @researchingsf · Jun 1
TW: Turns out you can kill zombie (persistent) cells - try some Mitomycin C - works effectively on a broad spectrum of pathogens #ASM2015

Laura Hug @LAHug_ · Jun 1
Chan: textures from Fe oxidizer twists are visible in the rock record. Give insight into microbial behaviour and preferences. #ASM2015

Aditi Sengupta @AditiSG · Jun 1
Stalk formation of iron oxidizing Zetaproteobacteria! Coolness! #clarachan #ASM2015

Daniel @Read1000Lives · Jun 1
Protein levels and native expression matter: Higer MreB expression = helical filmaents, lower expression = mobile patches #ASM2015

Jen Biddle @subsurface_life · Jun 1
Good to see @udceoe represent at #ASM2015 (whereas I will hit the beach today). Data from @FeHydro et al!

> **Julie Huber** @JulesDeep
> Now up is Clara Chan from @UDelaware talking about iron oxidizing microbes #ASM2015

Maria Davis @mcd_611 · Jun 1
MreB: scaffolding cell reinforcements #Bsubtilis #TheEnvelopePlease Rut Carballido-Lopez #ASM2015

Trinity Hamilton @trinity_lh · Jun 1
Clara Chan - Iron oxidizers form twisted stalk - could this be a biosignature? Fine features might not be preserved. #ASM2015

Hilary Lappin-Scott @lappinscott · Jun 1
Chan: The microbes make similar biomineral structures that are very recognisable. There's twisted stalk. Is this the biosignature? #ASM2015

Daniel @Read1000Lives · Jun 1
Prokaryotic actin homolog MreB: To be or not be a helix? #ASM2015 now with Carballido-Lopez: All studies have been using induced fusions

Steven Hecht @Profmicro · Jun 1
Glover's team catching emerging Vibrio strains #ASM2015

Laura Hug @LAHug_ · Jun 1
Chan: Fe oxidizers are morphologically distinct - form twisted stalks, sheaths. Can these forms be biosignatures? #ASM2015

C.R. (Chuck) Crumly @ChuckCrumly · Jun 1
#ASM2015 Woodward Fischer - Evolution of Photosynthesis and the Rise of Oxygen - Spoiler Alert - Mn is the star of the story

1 3

Larry Lynam @scopedbylarry · Jun 1
The 1st 14 case of Ebola in Sierra Leone tied to women who participated in 1 funeral ceremony. #ASM2015

3 1

Kelly Diggs-Andrews @DrDiggsAndrews · Jun 1
W Glover of WA Pub Health Lab describing surveillance assays for oysters. Food screening to keep us safe #asm2015

Noelle Bryan @nbryan5 · Jun 1
MMC kills zombie persister cells. T. Wood #asm2015
#zombieapacolypsehandled

2 3

Hologic @Hologic · Jun 1
Day 2 at #asm2015. Looking forward to welcoming you in booth 737

2 1

Hilary Lappin-Scott @lappinscott · Jun 1
Chan: Microbial Fe oxidation in modern and ancient Earth. Study via biosignatures. Can we use comparative genomics too? #ASM2015

2 2

FEMS @FEMSTweets · Jun 1
#ASM2015 Excellent session on Zombie Microbes - read about another zombie here ow.ly/NADwB

2

Cameron Thrash @DrJCThrash · Jun 1
When you have two screens & stage lighting for a science talk, you're really rolling #ASM2015 #isthisaproductrelease



4 View photo

Bill Haines @idpetition · Jun 1
@bacteriality Does stromatolite software have a dna repair system that has survived 3bil yrs of constant copying? #ASM2015

1 View conversation

Steven Hecht @Profmicro · Jun 1
Glover's group is "digging deeper" and sorting out the Vibrios which proved to be key #ASM2015

Laura Hug @LAHug_ · Jun 1
Chan: large geologic deposits of reduced iron prior to great oxidation event - opportunity for ancient Fe oxidizers? #asm2015

3 1

Noelle Bryan @nbryan5 · Jun 1
Thomas Wood- increase indole reduces persistence. #ASM2015

2 2

LBT Innovations @LBTInnovations · Jun 1
Must be a New Orlean style combined with a 'viral' attitude, but the #ASM2015

hashtag is flying high today

2 1



Hilary Lappin-Scott @lappinscott · Jun 1
Chan: Microbial iron oxiders in recent and ancient Earth. Samples wide range of environments where there are oxic-anoxic interfaces #ASM2015

1



Melissa Going Viral @researchingsf · Jun 1
TW: Data reported citing a 2-5-fold increase in virulence is "absolutely meaningless", usually looking for 1000s-fold changes #ASM2015

1 1



Julie Huber @JulesDeep · Jun 1
Now up is Clara Chan from @UDelaware talking about iron oxidizing microbes #ASM2015

1



Steven Hecht @Profmicro · Jun 1
So PHL folks have to be able to respond to new needs and make new assays #ASM2015



Larry Lynam @scopedbylarry · Jun 1
Callahan just gave us the most impressive justification for investing in the Public Health Systems I've heard in a while #ASM2015



Kelley Nunez @kgwin1018 · Jun 1
Zombie cell tweets - toxin-antitoxin and persistence #asm2015



Hilary Lappin-Scott @lappinscott · Jun 1
Thanks Paul. Yes I'm in same dilemma. I'm away at #asm2015 right now but count me in!

> **Paul Herron** @Herron1664
> @wragbags @WvSchaik @alanmcn1 @GillesvanWezel @PaulHoskisson I think that we will have @lappinscott with us too....



Megan Krusor @MKrusor · Jun 1
...and the $64,000 question: what characteristics do those basal non-cyanos have?? #ASM2015

2 1



Tristy @TJVMajors · Jun 1
Manganese oxidation as the evolutionary predecessor to oxygenic photosynthesis. #ASM2015

1



Laura Hug @LAHug_ · Jun 1
Next up: Clara Chan and microbial Fe oxidation. #ASM2015

1



kristindownie @kristindownie · Jun 1
hey #asm2015 tweeps, anyone tweeting Nancy Sullivans #Ebola talk??



Kelly Diggs-Andrews @DrDiggsAndrews · Jun 1
At pub health labs talk and learned of shellfish (geoduck) worth $125/lb #asm2015 #delicacy



Mark O. Martin @markowenmartin · Jun 1
Wearing the last #MicrobialVest my late mother made me. Miss you, Mom. #Representin #MicrobialSupremacy #ASM2015





3 View photo

Steven Hecht @Profmicro · Jun 1
Vibrio in oysters (putting my hands over my ears) #ASM2015

4 6

Amanda Lyn Gunn @AmandaLynGunn · Jun 1
Complex multicellularity evolves many time independently… in aerobic organisms.-Fischer #ASM2015 #Evolution

1

Hilary Lappin-Scott @lappinscott · Jun 1
Fisher: Before oxygen appears in the environment of Earth we find evidence of MnO. Finishing off with Jared Diamond quote - ace! #ASM2015

3 1

Trinity Hamilton @trinity_lh · Jun 1
Fischer - organisms had to adapt to living with oxygen or hide in the sediments following the evolution of oxygenic photosynthesis #ASM2015

1

Bill Haines @idpetition · Jun 1
@bacteriality The Bio/IT argument- software to run this probabably written by another intelligenge #ASM2015
idpetition.blogspot.com

View conversation

Larry Lynam @scopedbylarry · Jun 1
$80-120 a day to treat 1 Ebola patient in Liberia. We heard it was $1-1.5 million for 1 in U.S. #ASM2015 where should we concentrate fight?

8 1

Laura Hug @LAHug_ · Jun 1
Pyrite and manganese oxide in combo in the geologic record confirm a window where manganese phototrophy occurred. #ASM2015

1 2

Steven Hecht @Profmicro · Jun 1
How they developed an assay for arsenic in geoducks #ASM2015

Daniel @Read1000Lives · Jun 1
Samuel Miller: PbgA: essential cardiolipin sink that traffics CL to OM for barrier function and Salmonella survival in infection #ASM2015

Pacific Biosciences @PacBio · Jun 1
Thanks to @JonBadalamenti for introductions to @bacteriality & @DrJCThrash
Great to meet microbiologists in the wild in New Orleans #ASM2015

1 4

Laura Hug @LAHug_ · Jun 1
Fisher: using detrital pyrite and uraninite grains as barometer for oxygen in ancient river deltas. #ASM2015

2 1

Steven Hecht @Profmicro · Jun 1
William Glover telling us abt tracking trichinellosis from frozen bear meat. 858 larvae per gram of meat! #ASM2015

2

iCubate @icubating · Jun 1
Stop by #**ASM2015** Session 098, Poster 1069, as Garrett Reymann with Dynacare Labs, presents data about iCubate's blood stream infection test.

1

Mark O. Martin @markowenmartin · Jun 1
Ran into the elegant @Typhi & brilliant Kelly Hughes this AM. Be-buttoned them w #MicrobialSupremacy swag! #**ASM2015**



1 5

View photo

Noelle Bryan @nbryan5 · Jun 1
My heart flips for zombie bacteria. #**asm2015**

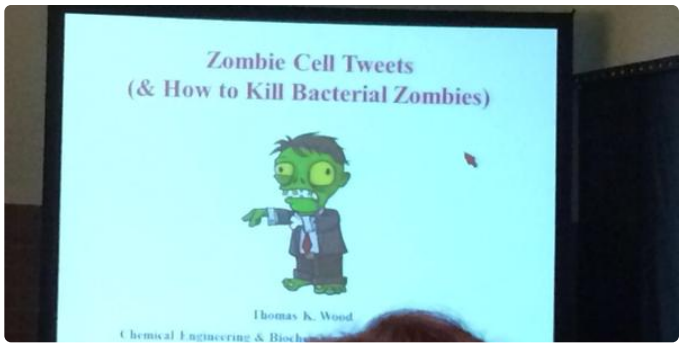

2 3

View photo

Amanda Lyn Gunn @AmandaLynGunn · Jun 1
Observing archaean/paleoproterozoic rocks to understand manganese cycling/hypothesize mechanism of phototrophy evolution.-Fischer #**asm2015**

Melissa Going Viral @researchingsf · Jun 1
"Zombie Cell Tweets" from Thomas Wood starting now - best seminar title so far #**ASM2015**

1 4

Kelley Nunez @kgwin1018 · Jun 1
Zombie cell tweets! #**asm2015**

1 2

Anna Blazier @annablazier · Jun 1
Oliver discusses whether viable non-culturables and persisters are one and the same #**asm2015**

1

Julie Huber @JulesDeep · Jun 1
@archaeal @subsurface_life I like this one better. Should have worn pink. #**ASM2015**





2 5 View photo



Hilary Lappin-Scott @lappinscott · Jun 1
Using drilled rock cores to look for evidence of MnO. Many rock layers contain lot of MnO. Looking at SEM of these rocks. #**ASM2015**

bioMérieux Inc. @biomerieux_inc · Jun 1
Animal, Product Safety, Healthcare Professionals, take the #MyRoleMatters pledge at #**asm2015**. Help end #antibioticresistance!

2 1

Puritan @PuritanUSA · Jun 1
Learning more today about the Ebola Epidemic and Real-Time Microbiology at #**asm2015**.

Nature Microbiology @NatureMicrobiol · Jun 1
We do have a booth though (number 883) hopefully with some info about us, so swing by. Happy to answer any Qu's via twitter #**ASM2015**

2 1



sarah gw @dirtygeew · Jun 1
Learning about public health labs and why not to eat undercooked bear meat from William glover #**ASM2015**

1



Victoria Pearson @VirusExplorer · Jun 1
The data is in, suspend HIV treatment in ebola patients to prevent acidosis. #**ASM2015**

2



Trends Microbiol @TrendsMicrobiol · Jun 1
Jim Oliver: persisters and VBNC are two states on a dormancy continuum #**ASM2015** cell.com/trends/microbi…

2 3



Bill Haines @idpetition · Jun 1
@LAHug_ #**ASM2015** How did stromatolites survive the cryogenic era? Anyone? #novapbs

View conversation



Jonathan Klassen @KlassenLab · Jun 1
Come hear me talk about fungus-growing ant eco-evolution, this afternoon at 4pm in @Symbioticism's holobiome session, room 260! #**ASM2015**

4 2



Jon Badalamenti @JonBadalamenti · Jun 1
Photosynthesis, oxygen, iron, manganese, redox potential, genomes, evolution. Fischer covering some of my favorite bases #**asm2015**



Laura Hug @LAHug_ · Jun 1
Fischer: if WOC started as Mn oxidizer, geologic record should confirm. Sedimentary forensics! #**ASM2015**

2 1



Larry Lynam @scopedbylarry · Jun 1
I hadn't appreciated the difficulty of keeping vascular accesses from getting infected inside an Ebola ward due to conditions #**ASM2015**

2 1



Sima Tokajian @STokajian · Jun 1
Endoscopic Retrograde Cholangiopancreatogram significant risk factor for developing NDM-producing E. coli #**ASM2015**

1

Amer. Soc. Micro. @ASMicrobiology · Jun 1
We can't prevent it unless we can detect it - Patel #asm2015

3 2

Megan Krusor @MKrusor · Jun 1
Fischer: to find ancient phototrophs, we need to look at the redox record #ASM2015

Bill Haines @idpetition · Jun 1
#ASM2015 Hi, An optimism based on genetic literacy - The Bio/IT argument idpetition.blogspot.com

Hilary Lappin-Scott @lappinscott · Jun 1
Fisher: Earliest evidence for phototrophy - evidence from rocks in microbial mats around 2.4 B years ago. Fascinating! #ASM2015

Amanda Lyn Gunn @AmandaLynGunn · Jun 1
Earliest evidence for phototrophy ~3.5 billion years ago, potentially anoxygenic.- Fischer #ASM2015 #Evolution

2 4

Aditi Sengupta @AditiSG · Jun 1
Cross talk between microbes and earth. Plenary session to understand evolution of microbes on earth. #ASM2015

3 3

Jon Badalamenti @JonBadalamenti · Jun 1
Fischer: Proterozoic "a time when microbes ruled the world" #theystilldo #asm2015

Trinity Hamilton @trinity_lh · Jun 1
Fischer - taking us way back in (geologic) time to look for PSII Mn oxidation. #ASM2015

1 1

Jeff Gralnick @bacteriality · Jun 1
Fischer: making the case that the ancestor of oxygenic photosynthesis was capable of phototrophic Mn oxidation #ASM2015

2 1

Hilary Lappin-Scott @lappinscott · Jun 1
Fisher: All biological water oxidation begins with Mn oxidation. Go back 2 Billion years - Getting quick history of Earth! #ASM2015

Curtis Huttenhower @chuttenh · Jun 1
Lots of classic microbio qs at #ASM2015 answered easily with #metagenomics - tweet the best, so far my fav's Streptomyces core genes/phylog

Frontiers Microbiol @FrontMicrobiol · Jun 1
Morning #ASM2015 - stop by the @FrontiersIn booth (108) today and enter our draw to win a free article in any Frontiers journal!

2 2

Laura Hug @LAHug_ · Jun 1
Fischer: water oxidizing complex is made through photo self-assembly. Assembly process is manganese phototrophy. #ASM2015

Nature Microbiology @NatureMicrobiol · Jun 1
Sorry we couldn't be at #ASM2015, keep the tweets coming though! We're now open for papers btw nature.com/nmicrobiol/

2



Curtis Huttenhower @chuttenh · Jun 1
Greetings all from #**ASM2015**! Great people, food, music, also some science. Looking for a good problem to solve with a beignet name...

4



Melissa Going Viral @researchingsf · Jun 1
Excited about complete genomes at #**ASM2015**? Try @PacBio on your favorite bug! Check out the SMRTest Microbe Grant at ow.ly/NHYUg

7 2



Jon Badalamenti @JonBadalamenti · Jun 1
4 lightning bolts are better than 1! Fischer talking water splitting chemistry in oxygenic photosynthesis #**asm2015**

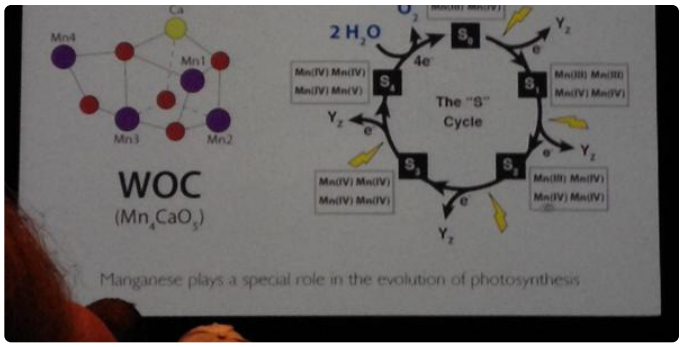

1

View photo



Hilary Lappin-Scott @lappinscott · Jun 1
Water oxidation complex is fundamental key. Manganese plays key role in this WOC. There are no similar complexes to WOC in biology #**ASM2015**

2 1



Amanda Lyn Gunn @AmandaLynGunn · Jun 1
Really what biology does to invent things, is adjust things that we already have. Re: Evolution of Photosystem II #**ASM2015** #Exaptation



Susan Perkins @NYCuratrix · Jun 1
@markowenmartin awww thanks! Wish I was at #**ASM2015** to just drown myself in science!

View conversation



Steven Hecht @Profmicro · Jun 1
Telling a horrible story of myiasis in eye of nursing home resident Not just PH but Ag security issue #**ASM2015**

1



Jeff Gralnick @bacteriality · Jun 1
Woody Fischer killing it with the WOC and many many lightning bolts. He should be on Twitter. #**ASM2015** #BOOM

5 6



Laura Hug @LAHug_ · Jun 1
Fischer: water oxidation complex is the fundamental key to evolving photosynth. #**asm2015**

2 1



Hilary Lappin-Scott @lappinscott · Jun 1
Key aspects of evolution of oxygenic phototrophy- all reaction centers do single electron chemistry, but photosystem II is special #**ASM2015**



Greetchen Diaz @GreetDiaz · Jun 1
3 PM ET: ASM en ¡Vivo!: #Microbiologia #español. Participa #asmenvivo @ASMicrobiology #**asm2015** tinyurl.com/ppa2lqh





2 2 View photo



Liang Ge @geliang999 · Jun 1
Dr. Michael Callahan: lower and stable CFR is critical for demonstrating commitment to unrationed care. #**ASM2015**

1



Jon Badalamenti @JonBadalamenti · Jun 1
Woody Fischer giving a fantastic biochemical and evolutionary primer on microbial photosynthesis #**asm2015**

2 2



Tristy @TJVMajors · Jun 1
Unexpected diversity of non photosynthetic Cyanobacteria! #**ASM2015** #MicrobesMonday



Steven Hecht @Profmicro · Jun 1
It is clear that PHLs are critical but politicians don't necessarily understand #**ASM2015**

1



Megan L. Larsen @meganllarsen · Jun 1
Ready for an awesome #asmlive session on the skin micro biome with @jaytlennon at #**ASM2015**. Tune in at 9a CST!

1 1



LBT Innovations @LBTInnovations · Jun 1
Come and hear an Aussie accent & see our poster session #CleverCultureSystems at 12.30pm today, session 125 in Exhibit Hall E #**ASM2015**

2



Amanda Lyn Gunn @AmandaLynGunn · Jun 1
We're hopeful that genomic/physiological data from anaerobic microbes will give us information about oxygenic phototrophy.Fischer #**ASM2015**



Trinity Hamilton @trinity_lh · Jun 1
Fischer - unexpected diversity of deep branching non-phototrophic Cyanobacteria #**ASM2015**. That's correct - non-phototrophic!

1



Larry Lynam @scopedbylarry · Jun 1
"We didn't have an incubator, thanks okay, we are in Liberia, it's always 37°"- 1st thing I heard a I walked into Ebola session #**ASM2015**

4 4

IScienceWriter @isciencewriter · Jun 1
Looking for systems for fast, accurate Gel and #Westernblot Imaging? Then come to @teamsyngene Booth 916 #**ASM2015** ow.ly/Ng5Qn



Hilary Lappin-Scott @lappinscott · Jun 1
Diversity of phototrophy. Where do cyanobacteria come from? Oxygenic photosynthesis evolved within the cyanobacteria #**ASM2015**

2 1



Javier Izquierdo @jizquierdotweet · Jun 1
Poster #1267 is up at #**asm2015**. Do come visit!



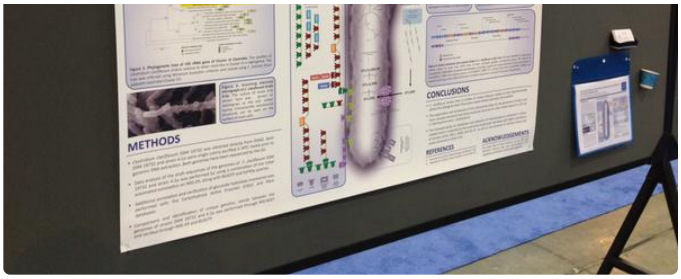

1

View photo

Laura Hug @LAHug_ · Jun 1
Fisher: huge diversity of non-photosynthetic Cyanobacteria. Melainabacteria and other fermentative lineages. HUGE radiation. #asm2015

3 2

Megan Krusor @MKrusor · Jun 1
...and Melainobacteria! #ASM2015

Megan Krusor @MKrusor · Jun 1
VERY excited for Woody Fischer's talk on the evolution of photosynthesis #ASM2015

2 2

Amanda Lyn Gunn @AmandaLynGunn · Jun 1
By looking at both the sedimentary record AND comparative biology we can better understand the evolution of life on earth.-Fischer #ASM2015

Accelerate @AXDXNews · Jun 1
Join us 6:30-8:20 pm for a symposium on New Phenotypic Susceptibility Technology! bit.ly/1HVEFx7 #asm2015

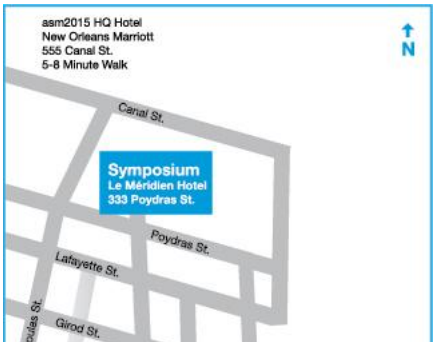

2 3

View photo

Hilary Lappin-Scott @lappinscott · Jun 1
Fisher: Use 2 different records, sedimentary record and comparative biology, to study oxygen photosynthesis. Get diff perspectives #ASM2015

1 1

Julie Huber @JulesDeep · Jun 1
Here's the lineup for this mornings plenary at #ASM2015



1 2

View photo



Laura Hug @LAHug_ · Jun 1
Fischer: combo of sedimentary record and comparative bio together give more coherent answer to evolution of photosynth. #**ASM2015**

1

ISW **IScienceWriter** @isciencewriter · Jun 1
On @teamsynbiosis booth 902 #**ASM2015** new software for rapid AST measurement #antibiotic sensitivity prediction #AMR ow.ly/MVWgn



Amanda Lyn Gunn @AmandaLynGunn · Jun 1
Oxygenic photosynthesis is a singularity; it evolved once.-Woodward Fischer #**ASM2015** #Evolution

4 3



Amanda Lyn Gunn @AmandaLynGunn · Jun 1
Oxygenic photosynthesis is the most important bioenergetics innovation in the history of life.-Woodward Fischer #**ASM2015** #Evolution



Julie Huber @JulesDeep · Jun 1
Woody Fischer from @Caltech kicking of our session talking about microbes and the rise of oxygen #**ASM2015**

1 1



Laura Hug @LAHug_ · Jun 1
Fischer: 'thanks for coming, in a city where you can walk around with a fishbowl of liquor you never know what you'll get at 8 am' #**ASM2015**

3 5



Hilary Lappin-Scott @lappinscott · Jun 1
Fisher: evolution of photosynthesis and the rise of oxygen. Oxygen photosynthesis most important bioenergetics innovation #**ASM2015**



Steven Hecht @Profmicro · Jun 1
The Public Health Labs symposium has great titles, looking to learn outside my area #**ASM2015**

1 1



Jill Bange @jillsbange · Jun 1
@focusjournal at #**asm2015** !



2 2

View photo



QIAGEN @QIAGENscience · Jun 1
Our booth 725 is ready to welcome you today at #**asm2015**. Stop by and check out what we are showcasing!

1

Thermo Fisher @servingscience · Jun 1
Tired of messing with spin columns for nucleic acid purification? An automated solution saves time #**asm2015** booth 237 ow.ly/NCegU

1 2



Amanda Lyn Gunn @AmandaLynGunn · Jun 1
Evolution of photosynthesis and the rise of oxygen! I'm an RNA world kind of girl, so this should be interesting. #**ASM2015** #Evolution



Julia Nepper @DietDrNepper · Jun 1
Pretty stoked for this talk #**ASM2015**



View photo

Thermo Scientific @thermosci · Jun 1
Tired of messing with spin columns for nucleic acid purification? An automated solution saves time #**asm2015** booth 237 ow.ly/NHIsA

1

Noelle Bryan @nbryan5 · Jun 1
Zombie bacteria at #**asm2015**- James Oliver and VBNC up first!

1 2

Symplur Hashtags @healthhashtags · Jun 1
Today's Healthcare Conferences: #ASCRS15 #ASCO15 #**asm2015** #ismrm15 #ESABERLIN #CAEP15 #eHealth15 #NHPE15 bit.ly/healthconf #hcsm

2

Stephanie Taylor @smile_steph · Jun 1
Because it wouldn't be a microbiology conference without some Ebola talk. #**asm2015**

2

Cameron Thrash @DrJCThrash · Jun 1
Presenting @HensonMW_08 's poster (at C-MORE course) 12:30. See you there to talk cultivation from the Gulf #**ASM2015**



View photo

7 7

Hilary Lappin-Scott @lappinscott · Jun 1
Tweeting this morning from #**asm2015** session -(Re)evolutionary cross talk between microbes and planet Earth. About to start #lovemicrobiology

2

T&F Bioscience @tandfbiosci · Jun 1
Ask about the Special Focus on “Brown, Beige and Brite Fat” for the journal Adipocyte at booth 105! #**asm2015** #asm ow.ly/Ns5wE

bioMérieux SA @biomerieux · Jun 1
Fresh from #**ASM2015** Day 1 video. As if you were there on booths 537 & 745! bcove.me/wnsh4tap Go team go... Drop in 2c us if there

Amer. Soc. Micro. @ASMicrobiology · Jun 1
#asm2015 Funding Opportunities Breakfast is happening in 10 minutes in Room 242. There are bagels. ^hg

1

Laura Hug @LAHug_ · Jun 1
Slides uploaded and tea in hand. The club across the way was closed last night. #asm2015 Monday - I am ready for ya!

1 1

Illumina @illumina · Jun 1
Good morning #ASM2015! Don't miss a fantastic metagenomics talk from Chris Mason @mason_lab today at 11:00 in the Exhibit Hall theater.

4 3

Kayla I Miller @EternalAcademe · Jun 1
ASM Live @ 9 am CT - @jaytlennon talking about the activity of the skin microbiome. Ask Qs @ #asmlive #ASM2015 -> microbeworld.org/podcasts/asm-l...

2

David Baltrus @surt_lab · Jun 1
Goodbye #asm2015 and New Orleans, hello slow 2 day trek to Malaga for @PssMalaga2015.

2

Julie Huber @JulesDeep · Jun 1
That's a big stage! Plenary about revolutionary cross talk between Earth & Microbes starting shortly! I'm on at 10. #ASM2015 #stagefright

2 7

FEMS @FEMSTweets · Jun 1
All the latest about the #ebola epidemic #ASM2015 session 085 ow.ly/NADzF

1 2

Amer. Soc. Micro. @ASMicrobiology · Jun 1
ASM's Junior Advisory Group brings you "087 (R)evolutionary Crosstalk btwn Microbes & Planet Earth" - La Nouvelle Orleans Ballrm C #asm2015

Feng @cnfengxu · Jun 1
I'm presenting today at #ASM2015 #979 from 10:45-12:00

Larry Lynam @scopedbylarry · Jun 1
Starting my last morning at #ASM2015 at my house of worship. Starbucks



5 View photo

Tristy @TJVMajors · Jun 1
Ready for a great day of environmental micro at #ASM2015. Poster 1258 this morning for some #Antarctic micro!

A. Lewis @almphi · Jun 1
Talks on ISS and microbial studies at #asm2015 but no @NASA booth at conference? Missed opportunity. Much space-microbe work to be done.

Ion Torrent @iontorrent · Jun 1
#**ASM2015** Microbial sequencing solutions with the Ion PGM™ System
oak.ctx.ly/r/33az3

1 2

Mark O. Martin @markowenmartin · Jun 1
The number of #MicrobialSupremacy buttons I started with on Saturday & what I have left on Monday morning! #**ASM2015**




1 View photo

Megan L. Larsen @meganllarsen · Jun 1
Come check out how stoichiometry affects bacteria-phage interactions at #**asm2015** poster 1712 from 12:30-1:45p!

2

Quartzy @Quartzy · Jun 1
The Quartzy team is at #**ASM2015** bright and early! #quartzycards

1

MicrobeWorld @MicrobeWorld · Jun 1
Today's ASM Live schedule. Watch on microbeworld.org/asmlive #**ASM2015** #asmlive

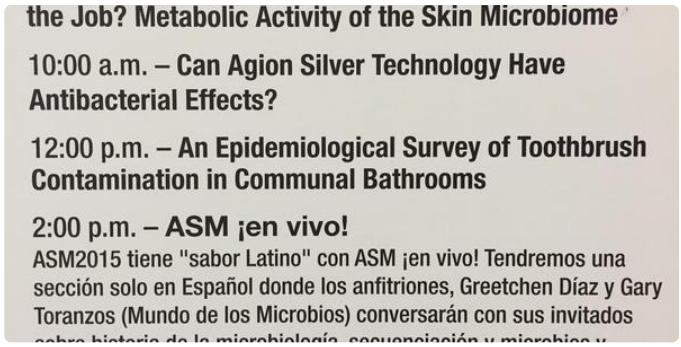

4 3 View photo

Mark O. Martin @markowenmartin · Jun 1
If I run out of #MicrobialSupremacy buttons: cafepress.com/microbesrule (PS: I don't make money from this site; CP does!). #**asm2015**

1 1

Mark O. Martin @markowenmartin · Jun 1
I brought 70 #MicrobialSupremacy buttons to #**asm2015** These are all that are left. Gulp!



View photo

Dave Westenberg @GermJuggler · Jun 1
Yes, a terrific leader! Thanks Neil! RT "@immunoprof: Thank you Neil Baker for all you have done for ASM Education. #ASM2015"
View conversation

bioMérieux Inc. @biomerieux_inc · Jun 1
We're pioneering diagnostics from farm to food to folk. Learn more #ASM2015 booths 537, 745, 645 #antibiotic resistance

Brun Lab @BrunLabIU · Jun 1
Yves is giving the #ASM2015 Division III Lecture on evolution of growth/morphology at 9 AM today in a session titled "The Envelope, please".

Ion Torrent @iontorrent · Jun 1
Good Morning #ASM2015! Posters on deck today: 1348, 1784, 1454, 1745, 1775

That Joel Guy @ThatJoelGuySaid · Jun 1
#ASM2015 I won $40 last night at casinos. I might have a gambling problem now!!!

Dr Mel Thomson @Dr_Mel_Thomson · Jun 1
@markowenmartin One day I will get to am #ASM2015 Conf. If only my current #cdiff campaign would fly, might get an invite?
View conversation

Amer. Soc. Micro. @ASMicrobiology · Jun 1
#asm2015 Hungry? Have breakfast and learn how to fund your research at the Federal Funding Breakfast, 8:00 AM, Room 242 ^hg

Kelley Nunez @kgwin1018 · Jun 1
@ASMicrobiology is the breakfast happening today again? #asm2015
View conversation

Dr. Paul Brown @docpaulbrown · Jun 1
Enjoying the science and the networking at #asm2015. Looking forward to asmmicrobe2016 in Boston. Need to fix over-subscription of sessions

Dr Mel Thomson @Dr_Mel_Thomson · Jun 1
@markowenmartin They hot me up on a regular basis....that's what the block button is for...! Enjoying #ASM2015 ?
View conversation

Bioscience Reports @BiosciReports · Jun 1
RT @ASMicrobiology: Percentage of women speakers at ASM General Meeting is on the rise! Casadevall's impact! #asm2015 ^lp

Biochemical Journal @BiochemJ · Jun 1
RT @ASMicrobiology: Percentage of women speakers at ASM General Meeting is on the rise! Casadevall's impact! #asm2015 ^lp

Amer. Soc. Micro. @ASMicrobiology · Jun 1
Take a look at microbiology apps (@illumina), MDRO mgmt tech (@Opgen), & T2Candida (@T2Biosystems) too. #asm2015 Satellite Symposia ^lp

Amer. Soc. Micro. @ASMicrobiology · Jun 1
Examine MDRO detection w/ @Geneweave, and phenotypic susceptibility tech w/Accelerate Diagnostics during an #asm2015 Satellite Symposia ^lp

1 4

Syngene @TeamSyngene · Jun 1
@teamsyngene @ASMicrobiology #**asm2015** underway!!! find us at booth 916 #geldoc ow.ly/i/b4Uze

1 View photo

Biochemical Journal @BiochemJ · Jun 1
Submit your microbiology research to BiochemJ today bit.ly/BJSubmit #**ASM2015**

1

Synbiosis @TeamSynbiosis · Jun 1
@teamsynbiosis @ASMicrobiology #**asm2015** underway!!! find us at booth 902 #microbiology ow.ly/i/b4U4o

View photo

Ve(y)ron @LadybugV_03 · Jun 1
At #**asm2015** in #NOLA meeting people from my field of specialty #microbiology #molecularmicrobiology



1 4 View photo

Food Quality News @FoodQualityNews · Jun 1
Hope people are making the most of #**ASM2015** in New Orleans - anything food-related happening, let us know!

1

INTERSCIENCE @INTERSCIENCE1 · Jun 1
#**ASM2015** show is right now ! Visit us booth 311 to discover great new products







1 2 View photo

Heliyon @HeliyonJournal · Jun 1
Your #microbiology research is now welcome at Heliyon- submit your next paper at heliyon.com #**ASM2015**



3 View photo

微生物bot @microbe_bot · Jun 1
#**ASM2015** twitter.com/hashtag/ASM201…

Jon Otter @jonotter · Jun 1
Any mention of 'crapsules' and FMT at #**asm2015**?
reflectionsipc.com/2015/05/18/cra …

1 1

Jon Badalamenti @JonBadalamenti · May 31
I don't know about you, but @DrJCThrash is having fun at #**asm2015**



1 11 View photo

James Redfern @DrJamesRedfern · May 31
Jealous of everyone at #**ASM2015**, but only a week to go until #FEMS2015

Jon Badalamenti @JonBadalamenti · May 31
"I'm a cheap date" #shitchisays #**asm2015** @chan_chi_ho

2

Amy M. Hurwitz @AmyMHz · May 31
Fun gaming startup rep'd at #**ASM2015**: @NerdcoreMedical gamifies medical edu for your nerdcore brain. @enventuremed



3 3 View photo

Ancientbiotic Group @ancientbiotics · May 31
Student Rebecca presenting her poster on ancient #AngloSaxon remedies for MRSA #**asm2015** via @KendraRumbaugh



1 2 View photo

NO NYME @synonyme · May 31
All the microbiologists having fun at #**ASM2015** without me, please high five my friend, Dan, @ his Campylobacter growth curve poster! :)

1 2

Jon Badalamenti @JonBadalamenti · May 31
.@microbesheik so @SyntrophySieber put me up to this #**asm2015** #missingout HT @daanspeth for the pic



5 View photo

Chris Marshall @SirMicrobe · May 31
Good to meet @SyntrophySieber at #**ASM2015** , working on a project with her to develop fire breathing superpowers #methanogensarethebest

1 3

Pacific Biosciences @PacBio · May 31
Mmmm late night beignets at Cafe Du Monde at #**ASM2015**





5 12 View photo

Jon Badalamenti @JonBadalamenti · May 31
.@DrJCThrash: "When the electrons are gone, it's time to move on" #asm2015 #WordsOfWisdom

1

Jenna Morgan Lang @jennomics · May 31
Playing poker with #asm2015 peeps at Harrah's. Life is good.

3

Amy M. Hurwitz @AmyMHz · May 31
Congrats @scienceaces, 2nd place winners of ASM's Global Video Challenge! Video titled “Bacterial Friends Within You” #ASM2015 @BCMhouston

3 3

Jay T. Lennon @jaytlennon · May 31
Beignets on the way @meganllarsen @TN_Marine_Micro #ASM2015



1 6 View photo

Jay T. Lennon @jaytlennon · May 31
How does ecological stoichioimetry affect bacteria-phage coevolution? Ask @meganllarsen at #ASM2015 at goo.gl/ICY40q @barricklab

5 4

Jay T. Lennon @jaytlennon · May 31
Is our skin microbiome sleeping on the job? Come here about our research at #asmlive at 9:00 AM in room 350 goo.gl/1r3Ul5 #ASM2015

1 2

Mark @MarkKunitomi · May 31
@phylogenomics
Excited that my session at #ASM2015 is equally represented
Check us out at Meeting Room 242


Presentations:

How Do Insect Vectors Cope with Viral Infections?
6/1/2015 2:00:00 PM
Maria Carla Saleh; Pasteur Inst., Paris, France

The Role of Ubiquitin and the TRIM E3-Ubiquitin ligase Family of Proteins in Species-Specific Antiviral Functions and Antagonism by Pathogens
6/1/2015 2:30:00 PM
Ricardo Rajsbaum; Univ. of Texas Med. Branch, Galveston, TX

piRNAs and Antiviral Immunity in *Aedes aegypti*
6/1/2015 2:45:00 PM
Mark Kunitomi; Univ. of California, San Francisco, San Francisco, CA

Immune Modulation Mechanism of Dengue Virus in Human Cells
6/1/2015 3:00:00 PM
Ana Fernandez-Sesma; ICAHN Sch. of Med. at Mount Sinai, New York, NY

Spatial and Temporal Evolution of Chikungunya Virus
6/1/2015 3:30:00 PM
Marco Vignuzzi; Institut Pasteur, Paris, France

Host Specialization of the Dengue Virus Genome
6/1/2015 4:00:00 PM
Andrea Vanessa Gamarnik; Fundación Inst. Leloir, Buenos Aires, Argentina

2 View photo

Mark @MarkKunitomi · May 31
Had a great day at #ASM2015
Looking forward to giving my talk tomorrow
piRNAs and Antiviral Immunity in Aedes aegypti
In meeting Room 242

2 4

Sam Diaz-Munoz @evolcoop · May 31

Un preview del encuentro boricua mañana #**ASM2015** MT @JesusAlvelo: tienen muy buena selección de cervezas y licores.



1 3 View photo

Mya Breitbart @virome_girl · May 31

Congrats to the Division M student award winners (pictured here with chair Mark Young) #**asm2015** #phage



2 2 View photo

Trinity Hamilton @trinity_lh · May 31

@markowenmartin We have yet to meet but I would enjoy the chance. I'm hoping to join the #MicrobialSupremacy #**ASM2015**

1 1

Daniel @Read1000Lives · May 31

Inspiration for STC, & because there can never be enough to read. Picked up on special at ASM Press booth #**ASM2015**.



View photo

Pics from NewOrleans @instaNewOrleans · May 31

And...After!! Why yes, all my #**asm2015** pics are from clubs ;) by pooranis ift.tt/1SPkYwZ





1 View photo

Pics from NewOrleans @instaNewOrleans · May 31
Before... #**asm2015** by pooranis ift.tt/1SPkYgv



View photo

Larry Lynam @scopedbylarry · May 31
Keep changing my mind which sessions I want to attend in the AM while I am packing. Bummed to be leaving #**ASM2015** tomorrow.

1

Ana Inocencio @4d80d256ea8e4a6 · May 31
#**ASM2015** @ASMicrobiology want 2go2 The Need for Real-Time Answers for MDRO Detection and Therapy Guidance tomorrow but where&what time?

Larry Lynam @scopedbylarry · May 31
Fantastic dinner at The Court of Two Sisters with @lappinscott - great way to wrap up a great day at #**ASM2015**



4 View photo

Daniel @Read1000Lives · May 31
And deciding between these #**ASM2015** session options each day is just excruciatingly difficult. So much concentrated microbial goodness.

5 14

Jon Badalamenti @JonBadalamenti · May 31
.@DrJCThrash: "There might be a bar around here we can get beers in" #um #**asm2015**

3

Kristian G. Andersen @Lassa_Ebola · May 31
Has #Ebola virus evolved during the 2013-15 epidemic? Find out at the #**ASM2015** #plenary session Monday morning at 9am.

6 6

Joe James @JoeTCJ · May 31
Poster tomorrow (#1239 if you want to say hi), so no, NOLA, I won't stay out late tonight. #**asm2015** #foolmetwice

2 3

Mark O. Martin @markowenmartin · May 31
Also, @Mismicrophobic makes cool stuff. redbubble.com/people/mismicr… Even #MicrobialLeggings! redbubble.com/people/mismicr … #**asm2015**

1

Joe James @JoeTCJ · May 31
Great dinner with @jennomics @davidacoil @casettron @katieashlie and more at @AcmeOyster tonight. Fine Po-boys, great company. #**asm2015**

3 5 View conversation

Mark O. Martin @markowenmartin · May 31
Some folks have asked me about my #Woese phone case. @meganleestudio makes them, & posters & shirts. etsy.com/listing/212050… #**ASM2015**

2 7 View photo

Lauren Williamson @Lauren3313 · May 31
Seeing everything New Orleans has to show me!🎷🎶🎭🎨🎪🎃 #**ASM2015** instagram.com/p/3XumfLyZyc/

1

Mark O. Martin @markowenmartin · May 31
Excited to have chatted a bit with @LAHug_ who asked for #MicrobialSupremacy swag. Happy to oblige! #**ASM2015**



3 4 View photo

Gail M. Seigel Ph.D. @eyedoc333 · May 31
Micro folks, check out the e-book memoir #Academania. Read on the plane or between sessions. #**ASM2015** amazon.com/dp/B00PJJOLCA

1

Mark O. Martin @markowenmartin · May 31
There are some folks I do not know, but have heard of my mania for #MicrobialSupremacy and must represent! #**ASM2015**



3 1 View photo

MO BIO Laboratories @mobio · May 31
Another great group dinner at #**asm2015**

Mark O. Martin @markowenmartin · May 31
Stylish, chic, brilliant. Each of them. @lappinscott @JoeTCJ @katieashlie They make #**ASM2015** into a fashion shoot!





3 3 View photo



Mark O. Martin @markowenmartin · May 31
I did manage to catch my former research student Franny Gilman at her poster today! #**asm2015** #ProudProf

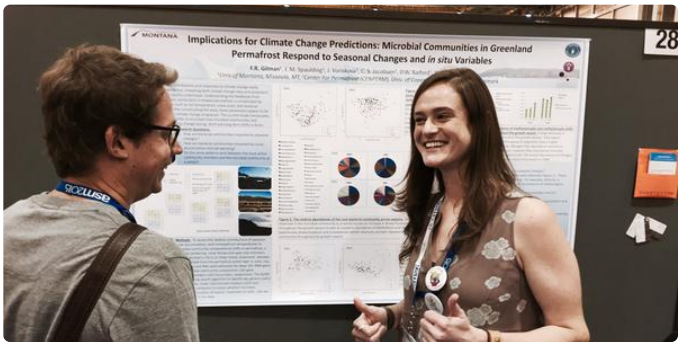

2 View photo



Mark O. Martin @markowenmartin · May 31
One of #MicrobialHeroes, Elio Schaechter, promoting #MicrobialSupremacy. I owe Elio so very much. #**asm2015**



2 6 View photo



Mark O. Martin @markowenmartin · May 31
The great Richard Guerrero (of Daptobacter fame) sporting #MicrobialSwag So lucky to meet him! #**asm2015**



1 View photo



Mark O. Martin @markowenmartin · May 31
One of my first undergrad researchers, Paula Welander, now an Asst Prof at Stanford, wearing #MicrobialSwag #**ASM2015**





3 View photo



Carrie Arnold @edbites · May 31
Had a lovely reunion at #**ASM2015** with my microbiology undergrad advisor. I hadn't seen her for 15 years and we caught up over dinner. :)

1 2



Mark O. Martin @markowenmartin · May 31
My pal KT Scott, be-buttoned in #MicrobialSupremacy splendor. #**asm2015**



3 View photo



Mark O. Martin @markowenmartin · May 31
It's been quite a day at #**ASM2015**, even without @MICRO_HULK (where you at?)! Catch up tweetage follows!

1

NEL @nelabservices · May 31
We are at ASM in New Orleans #**ASM2015** #ASM #AmericanSocietyofMicrobiology fb.me/4fRSDQ84F

ATCC @atcccultures · May 31
#**asm2015** attendees today choose Netflix, more research & make a mini me with time saved from ATCC Minis-VisitBooth819



1 View photo



Aunica Kane @AunicaKane · May 31
Partying with @wanderingbond lab in a two-story suite with a balcony overlooking bourbon st. #boom #beer #**asm2015**





2 4 View photo

Fabian Rivera-Chávez @FabianRChavez · May 31
If you want to listen to some really good New Orleans jazz, come visit Maison Bourbon. They have good Old Fashions too! #**ASM2015**

1

Jenna Morgan Lang @jennomics · May 31
@jennomics: Is there a German word for something that you are really proud of, but you should be embarrassed about? #**ASM2015** #dumbphone

Diana Hernandez Ph.D @deray28 · May 31
#neworleans #jacksonsquare #**asm2015** #walking
instagram.com/p/3XoQ3pCRM1/

Jeffrey Turner @micro_omics · May 31
Learning about ZOMBIE bacteria #**ASM2015**

Christopher Gaulke @chris_gaulke · May 31
Nothing in the world like New Orleans jazz!! Thanks #**ASM2015**

1 2

Dr Neil Bodie @neil_bodie · May 31
"@AmandaLynGunn: "There are new mutations from the virus in my eye compared to the virus in my blood."-Ian Crozier #Ebola #**ASM2015**" Yikes😳😱😡

1 View conversation

Puritan @PuritanUSA · May 31
Things are getting underway at ASM! Stop by booth#1042 to snag a light up bracelet! #**ASM2015**




1 View photo

Kayla I Miller @EternalAcademe · May 31
Check out ASM Live tomorrow @ 9 am CT to hear @jaytlennon talk about the activity of the skin microbiome! #**ASM2015** microbeworld.org/podcasts/asm-l…

1 1

Logos Biosystems @LogosBiosystems · May 31
Aaaaand ... we're back at the Ernest N Morial Convention center for #**asm2015**! We've got a new #bacteriacounter to show you at booth 139!

Julie Huber @JulesDeep · May 31
Proud of myself for remembering to wear close toed shoes for walking Bourbon St. It's the little things #**ASM2015**

1 4

Steven Pergam @PergamIC · May 31
#ScholarSunday thanks to @AmandaLynGunn and @tjsharpton for their deft reporting at #**ASM2015**, raise a #NOLA "Hurricane" to your both

1 2

Alin Cătălin @666DraKu666 · May 31
check it out ! youtu.be/DzdeiQaqnAk #WWEChamber #BGTfinal #CriticsChoice #**ASM2015** #ASCO15

Liang Ge @geliang999 · May 31
Big congrats to Joanna Mott of James Madison Univ. on winning a free reg to ASM Microbe 2016 at the Microbe 2016 Info Session! #**ASM2015**

1 4

Erica Hartmann @ericamhartmann · May 31
I found @chuttenh at #**ASM2015** can't hide from me, even with that elaborate disguise!



1
View photo

Annual Reviews @AnnualReviews · May 31
Enjoying New Orleans and #**asm2015**! Visit booth 757 tomorrow and learn more about the Annual Review of Virology.



1
View photo

Rob Edwards @linsalrob · May 31
@Symbionticism if you missed it, you missed the best talk at #**ASM2015** so far

View conversation

Illumina @illumina · May 31
Great dinner with @sdsu and @UWMadison microbiologists! @RedFishGrill #**ASM2015**





5 4 View photo

Accelerate @AXDXNews · May 31
Visit our booth at #**asm2015** to learn more! @ASMicrobiology



1 View photo

Kat Tarasova @thetarasova · May 31
15,000 oysters served per day! #neworleans #**asm2015** @devinwills1983



2 View photo

Dave Westenberg @GermJuggler · May 31
The future of @ASMicrobiology looks bright. #**ASM2015**





2 5 View photo

Diana Hernandez Ph.D @deray28 · May 31
Poster selfie #**asm2015**



2 6 View photo

Amer. Soc. Micro. @ASMicrobiology · May 31
#**asm2015** NIGMS, NSF and DOE Representatives talk about funding science at the Federal Funding Breakfast, Mon. 8:00 AM, Room 242 ^hg

3 1

Rodney E. Rohde @RodneyRohde · May 31
Hey @ASMicrobiology if U really want to be a med microbiologist, plz share this with colleagues & students elsevier.com/connect/the-hi… #**ASM2015**

1

Jenna Morgan Lang @jennomics · May 31
Session ran late so Acme Oyster House at 7:30. #**ASM2015**

Rodney E. Rohde @RodneyRohde · May 31
@ASMicrobiology Check this out:
Who's doing your Ebola testing?
linkedin.com/today/post/art… #**ASM2015**

Seth Bordenstein @Symbionticism · May 31
A shot of philosophy and a cup of biology - "Holobionts and Their Hologenomes" tomorrow at 2pm, Room 260 #**ASM2015**


Presentations:

From the First Eukaryote to Man: The Hologenome Concept
6/1/2015 2:00:00 PM
Eugene I. Rosenberg and I. Zilber-Rosenberg; Tel Aviv Univ., Tel Aviv, Israel

Nerve Cells are Involved in Maintenance of the Hydra Holobiont
6/1/2015 2:30:00 PM
Katja Schroder; Zoological Inst., Kiel, Germany

A Critical Role of the Plant Microbiome for Immunocompetency
6/1/2015 2:45:00 PM
J. M. Kremer[1], B. Kvitko[1], J. P. Jerome[1], J. M. Tiedje[1], S. He[2]; [1]Michigan State Univ., East Lansing, MI, [2]Howard Hughes Med. Inst., East Lansing, MI

Sponge Hologenomics: Unlocking the *Ianthella basta* Symbiome
6/1/2015 3:00:00 PM
Nicole Webster; Australian Inst. of Marine Sci., Townsville, Australia

Amphibian-Microbial Symbiosis: Unraveling the Role of Host Species, Habitat, and the Pathogen *Batrachochytrium dendrobatidis* on Skin Bacterial Community Structure
6/1/2015 3:30:00 PM
E. A. Rebollar Caudillo[1], M. Hughey[2], D. Medina[2], S. Loftus[2], L. L. House[2], R. N. Harris[1], L. K. Belden[2]; [1]James Madison Univ., Harrisonburg, VA, [2]Virginia Tech, Blacksburg, VA

Microbe-Cycling in Tree Sloths Facilitated by Pyralid Moths
6/1/2015 3:45:00 PM

3 6 View photo

Srijak Bhatnagar @srijakbhatnagar · May 31
Ending remarks from the convenor "this is New Orleans. You know what to do" #scientistrules #drunkscience #**ASM2015**

1

kristindownie @kristindownie · May 31
please tweet this someone! RT @kristenobacter: Ok, who's going to tweet this for me? #**ASM2015**





2 2 View photo

Trinity Hamilton @trinity_lh · May 31
What about the penguin poo? Important questions at #**ASM2015**

1

Daniel @Read1000Lives · May 31
Oh, classic Mimi questions at #**ASM2015**. How much contamination comes from those penguins that smell?

2 1

Diana Hernandez Ph.D @deray28 · May 31
Kailua mousse cake #forevergord #foodporn #nolediganamihermano #neworleans #**asm2015** @alerivera instagram.com/p/3XXvZzCRM3/

1

Dave Westenberg @GermJuggler · May 31
Great crowd for the @ASMicrobiology #ASMEducationBoard reception #**ASM2015**



1 2 View photo

David Coil @davidacoil · May 31
Done for the day. If you want to join the @phylogenomics lab crowd for dinner than find one of us or tweet @jennomics. #**asm2015**

1 1

Hannah H-M @hhollandmoritz · May 31
AM ends with a plug for Antarctic conservation. And a picture of awesome sub-ice-shelf sea anemones #**ASM2015**

1

Trinity Hamilton @trinity_lh · May 31
Murray - "what happens in Antarctica does not stay in Antarctica". Results and implications far reaching. #**ASM2015**

Maria Davis @mcd_611 · May 31
Alison Murray: what happens in the Antartic doean not stay in the antartic #extrememicrobiology #**ASM2015**

Melissa Going Viral @researchingsf · May 31
AM: Take home message: what happens in Antarctica does not stay in Antarctica. Critical for understanding impact of extreme climate #**ASM2015**

2 2

Hannah H-M @hhollandmoritz · May 31
AM: Conclution 1: "What happens in Antarctic does not stay in Antarctica." (can

apply this research elsewhere) #ASM2015

2 1



Daniel @Read1000Lives · May 31
What happens in Antarctica does not stay in Antarctica #ASM2015

1



Hannah H-M @hhollandmoritz · May 31
AM: Under the very large abiotic signal, we do see a biotic signal. #ASM2015



Jenna Morgan Lang @jennomics · May 31
Is @davidacoil going to mention Gut Check #themicrobiomegame at some point during #asm2015 #isthattherighthashtag?

1 2



Hannah H-M @hhollandmoritz · May 31
AM is presenting negative results (good for her). No evidence for biolog. nitrogen transformations using stab. isotope tracers. #ASM2015

1



Larry Lynam @scopedbylarry · May 31
Leave us on our own and it's all fun and games until someone loses an eye. #ASM2015 twitter.com/gurdur/status/…

> **Tim Skellett** @Gurdur
> Screamingly funny infographic. Microbiologists at play again:
>
> twitter.com/scopedbylarry/…

1



Srijak Bhatnagar @srijakbhatnagar · May 31
Stable, dark, cold, salty, and icy. Words used by Murry to describe her sampling environment of lake vids in Antarctica. #ASM2015

1 1



Melissa Going Viral @researchingsf · May 31
AM: Icebergs affecting microbes? Turns out bacteria are associated with iceberg "wake" and happy to "live in that rich carbon soup" #ASM2015

3 2



Trinity Hamilton @trinity_lh · May 31
Bacterioplankton in the wake of an iceberg. Murray on icebergs serving bacteria a "rich carbon soup" #Antarctica #ASM2015

5 1



Daan Speth @daanspeth · May 31
AM: Icebergs influence their environment while melting through release of trapped carbon #asm2015

3 3



Chris @DrChrisKellogg · May 31
Yes, thank you @olddocb!
RT @immunoprof: Thank you Neil Baker for all you have done for ASM Education. #ASM2015



Gaetan Burgio @GaetanBurgio · May 31
Too many posters at #ASM2015 :-)

> **The Allium** @TheAllium
> From 1 yr ago: Microbiologist found “safe and well” after five days lost in #ASM2014 poster room
> theallium.com/science-life/m … #ASM2015

2



Aditi Sengupta @AditiSG · May 31
Microbes in Antarctica! Exciting research of extreme environment by Alison Murray. #ASM2015

4

Daan Speth @daanspeth · May 31
Alison murray: chemolithoautotrophic microbes start dominating antarctic peninsula community in winter #**asm2015**

3 1

Chuck Pepe-Ranney @chuck_pr · May 31
Three dozen oysters with @malladapted for $9 #happyhour #**asm2015**

2 2

Hannah H-M @hhollandmoritz · May 31
I feel very sorry for whoever was responsible for sampling Antarctica in the winter for Allison Murray's dataset. #**ASM2015**

4 2

David Coil @davidacoil · May 31
Really major seasonal differences in microbial communities in Antarctica. Makes sense. Alison Murry. #**asm2015**

1

Srijak Bhatnagar @srijakbhatnagar · May 31
@davidacoil @jennomics @MKrusor yep. And water. In case you were wondering :P #**ASM2015**

View conversation

Hannah H-M @hhollandmoritz · May 31
AM: Cells are more abundant in summer but more diverse in winter. #**ASM2015**

1

Maria Davis @mcd_611 · May 31
Abigail Allwood: life was well established by 3.45 Ga #extrememicrobiology #**ASM2015**

Srijak Bhatnagar @srijakbhatnagar · May 31
@jennomics @kristenobacter findings of a study where beer spoiling bacteria was found in final product of craft breweries in Texas #**ASM2015**

View conversation

Samantha L Elliott @immunoprof · May 31
@Pres_Jordan I'm meeting lots of your colleagues at #ASMCUE and #**ASM2015** this week. All rave reviews!

1

The Allium @TheAllium · May 31
From 1 yr ago: Microbiologist found “safe and well” after five days lost in #ASM2014 poster room
theallium.com/science-life/m … #**ASM2015**

14 15

Melissa Going Viral @researchingsf · May 31
AM: Antarctica dominated by microbes requiring solutions to mitigate freezing, varying levels of H2O, light, salinity and nutrients #**ASM2015**

2

Hannah H-M @hhollandmoritz · May 31
@hhollandmoritz (in Antarctica) #**ASM2015**

View conversation

Hannah H-M @hhollandmoritz · May 31
AM: Archaea are abundant in winter time and almost non-existent in summer. #**ASM2015**

2

Larry Lynam @scopedbylarry · May 31
Lots of sufferers #**ASM2015**



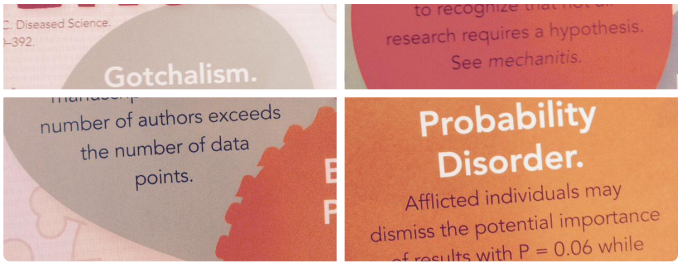

4 2 View photo

Chris @DrChrisKellogg · May 31
+1 RT @surt_lab: So how come there is no "take your picture with the guy who got Ebola in his eye" stand at #asm2015 ?

Larry Lynam @scopedbylarry · May 31
We all know sufferers #ASM2015

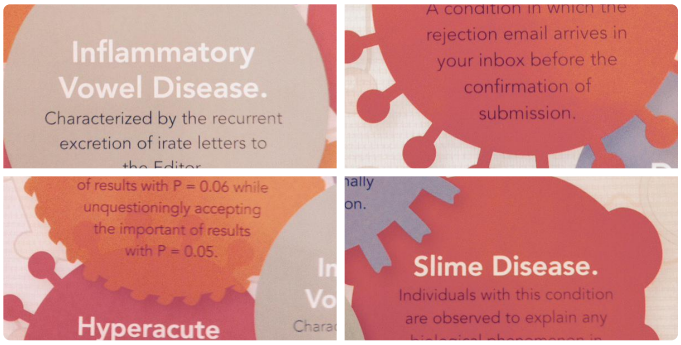

9 7 View photo

Srijak Bhatnagar @srijakbhatnagar · May 31
Murray: one of the questions/lessons learned "when is cold really cold" #ASM2015

1 1

Larry Lynam @scopedbylarry · May 31
I have to confess I love this @ASMicrobiology poster. #ASM2015

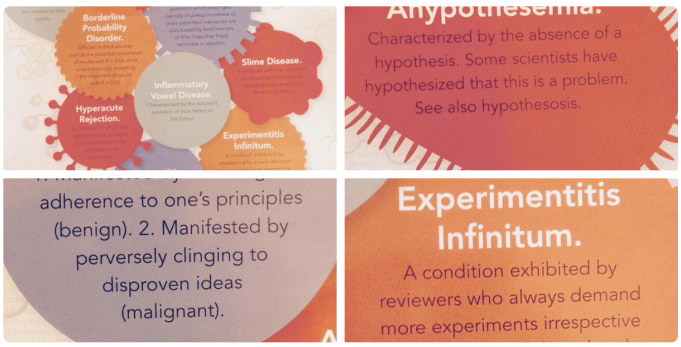

8 4 View photo

cAMP Öther @CampOther · May 31
Thanks to all who have RT'ed my request for #asm2015 livetweeting. Appreciate it. :) Hopefully someone can attend in my absence. [n/n]

Samantha L Elliott @immunoprof · May 31
Thank you Neil Baker for all you have done for ASM Education. #ASM2015

3

cAMP Öther @CampOther · May 31
Would like LT at #asm2015: 3) Tue Jun 2 4:00-4:30PM Anaplasma phagocytophilum[...]Epigenetic Remodeling of Chromatin Structure [3/n]

Srijak Bhatnagar @srijakbhatnagar · May 31
First women to land on Antarctica, 10 years after men, were wives of Norwegian

whaling cap'ns. 1st female microbiologist in 1960s. #asm2015

4 1



Daniel @Read1000Lives · May 31
Professional-and-geek-life-merging moment at #asm2015: microbiologist and SF writer Joan Slonczewski stopping by your poster.

1 1



Melissa Going Viral @researchingsf · May 31
AM's motivation for investigating Antarctic (extreme) microbiology, ""the marriage of nature and how life adapts to it" #ASM2015

1



Hannah H-M @hhollandmoritz · May 31
AM: Showing black and white pictures of the first women in Antarctica. Wives of Norwegian whaling captains. #ASM2015



cAMP Öther @CampOther · May 31
Would like LT at #asm2015: Tue, Jun 2, 10:45AM-12:00PM 2040/2040 - Borrelia burgdorferi [...] Mediators in Macrophages [2/n]



cAMP Öther @CampOther · May 31
Sessions at #asm2015 I'd like LT : 1) Tue, Jun 2, 10:45AM-12:00PM 1950/1950 - Monitoring of Cxcl13[...]Severe Acute Neuroborreliosis [1/n]

1



David Coil @davidacoil · May 31
Last talk of the day "Antarctic Microorganisms" by Alison Murray. #asm2015

2



SMK @SarahMicrobio · May 31
"Next big thing in Extreme Microbiology: microbes of ancient Mars!" #ASM2015 Abigail Allwood

1



Horner Lab @TheHornerLab · May 31
Great historical perspective on yellow fever by Dr. Mariola Espinosa! #asm2015

1 1



Srijak Bhatnagar @srijakbhatnagar · May 31
Lesson from Allwood's talk: microbes die out, leaving behind evidence of what they had done in their life. Akin to humans. #ASM2015

1



Trinity Hamilton @trinity_lh · May 31
Ancient stromatolites - "proof of life" is challenging - Allwood on ancient life and lessons for Mars exploration #asm2015



Noelle Bryan @nbryan5 · May 31
We should not look for any single piece of evidence of life in ET environments. - A. Allwood from JPL #ASM2015

1 1



Julie Huber @JulesDeep · May 31
@merenbey Last time here they blamed it on Saints' opening game. 40,000 sports fans seems more plausible vs 10,000 microbiologists! #ASM2015

View conversation



David Coil @davidacoil · May 31
Key points from @AbigailAllwood for Mars: life can emerge relatively quickly and proving it is hard. #asm2015

2 1



cAMP Öther @CampOther · May 31
Is there anyone at #asm2015 who can please livetweet a session or two on Tuesday for me, on tickborne diseases? Would be very grateful.

6 4

Hannah H-M @hhollandmoritz · May 31
.@AbigailAllwood building the case for ancient life with ramen spectrometry and evidence of microbially-produced gas pockets. #**ASM2015**

Hannah H-M @hhollandmoritz · May 31
Abigail Allwood has a twitter account: @AbigailAllwood #**ASM2015**

Larry Lynam @scopedbylarry · May 31
Okay I am all microbed out for the day and my mouth is watering for my Court of Two Sisters dinner tonight #**ASM2015**

Melissa Going Viral @researchingsf · May 31
AA: More microbiologists looking skyward: extrapolating bacterial fossils on Earth to possible life on Mars & working on next Rover #**ASM2015**

Hannah H-M @hhollandmoritz · May 31
Yay, stromatolites! #**ASM2015**

David Coil @davidacoil · May 31
The search of early life as an analogue for the search for life on Mars. Allwood. #**asm2015**

Frontiers Microbiol @FrontMicrobiol · May 31
Great first day at #**ASM2015** - wonderful to meet some of our fantastic editors & lots of new people too! See you all tomorrow at 10.30am!

Srijak Bhatnagar @srijakbhatnagar · May 31
Abigail Allwood from NASA talking about ancient bacteria and fossils #**ASM2015**

Hannah H-M @hhollandmoritz · May 31
Next: Abigail Allwood, "Microbes of Extreme Antiquity" #**ASM2015**

Lucy Harper @lucyharper · May 31
A warm welcome to new @sfamtweets members here at #**asm2015** - and great to see so many current members who've visited booth 381 to say hi!

David Coil @davidacoil · May 31
"Ancient Bacteria: Pre-Cambrian Fossils and the Earliest Life on Earth" by Abigail Allwood from @NASAJPL #**asm2015**

Zachary Prensky @Zackfoot · May 31
We're all waiting for delayed flight back to NYC but she knows how to entertain her man #**ASM2015**



View photo

Trinity Hamilton @trinity_lh · May 31

Kleba on microbial life at the Bonneville Salt Flats - #lifeinthefastlane #**ASM2015**

1



Hannah H-M @hhollandmoritz · May 31

Really all environmental microbiologists are just in it for the layers of pretty colors. #TrueMicroConfessions #**ASM2015**

7 8



Daan Speth @daanspeth · May 31

BK bonneville salt flats crusts are stratified, now working on both minerology and microbiology of the layers. Looks very cool #**asm2015**



Srijak Bhatnagar @srijakbhatnagar · May 31

Kleba found a green layer under one of her salt flat layers. Whoa!!! Photosynthesis in water limited environment. #**ASM2015**

1



cAMP Öther @CampOther · May 31

@kristindownie I put a general shout-out to followers at #**asm2015** requesting if they could livetweet a few sessions. Last year, some did.

1

View conversation



Hannah H-M @hhollandmoritz · May 31

BK: Some isolates form EPS. #**ASM2015**



Hannah H-M @hhollandmoritz · May 31

BK: Many halophiles produce pigments to help protect DNA from UV. #**ASM2015**



kristindownie @kristindownie · May 31

non science tweeps, best to mute the #**asm2015** now (if you haven't yet!)

1



Srijak Bhatnagar @srijakbhatnagar · May 31

@hhollandmoritz survival of the fittest microbiologist #**ASM2015**

1 1

View conversation



Hannah H-M @hhollandmoritz · May 31

BK: Some water availability on flats from pooling after rainfall. #**ASM2015**



Daan Speth @daanspeth · May 31

Betsy Kleba just shared her method to select for students with special capabilities :-) #**asm2015**

1 2



Noelle Bryan @nbryan5 · May 31

Abandoning undergrads in salt flats to demonstrate the multiple stressors microbes may face in extraterrestrial environments. #**ASM2015**

3 3



Melissa Going Viral @researchingsf · May 31

BK: Salt flats fascinating as a terrestrial model of finding life in/on the salt flats found on Jupiter's moon, Europa. Super cool. #**ASM2015**

3



Hannah H-M @hhollandmoritz · May 31

@hhollandmoritz She comes back, of course. #**ASM2015**

View conversation

Cell Symposia @CellSymposia · May 31

Working on #Ebola? Free on-demand access to webinar with Pardis Sabeti, George Gao & Gary Nabel #**ASM2015** ow.ly/NCGzw

1



Steven Hecht @Profmicro · May 31

This is a timely topic as we engage with Cuba and the history of Science today. #**ASM2015**

1 1

Hannah H-M @hhollandmoritz · May 31
BK abandons her students in the salt flats to ponder questions of survival at the extremes. #ProfessoroftheYear #**ASM2015**

3 3

Jason Anthony Tetro @JATetro · May 31
@davidacoil The sexual aspect been known for decades. It's why no sexual activity for 90 days post recovery. #**ASM2015**

View conversation

Mark O. Martin @markowenmartin · May 31
Lilith the Cute-thulhu and I try out a Pimm's Cup during an early dinner. Saw so many nice people today at #**asm2015**



1 2

View photo

Srijak Bhatnagar @srijakbhatnagar · May 31
Betsy Kelba: life in bonneville speedway #**ASM2015**

Larry Lynam @scopedbylarry · May 31
I think Finlay, Carroll, Lazear & Gorgas deserve at least as much recognition as Reed in the Yellow Fever Story. #**ASM2015**

Hannah H-M @hhollandmoritz · May 31
BK: Bonneville salt flats used to be a freshwater lake until they dried up. Great Salt Lake is what's left of that original lake. #**ASM2015**

Srijak Bhatnagar @srijakbhatnagar · May 31
Best session of the day: women in extreme microbiology #**ASM2015** #stemwomen #womenScientistAreAwesome

2

David Coil @davidacoil · May 31
Bonnevile salt flats as a terrestrial analogue for some astrobiology habitats. Betsy Kleba. #**asm2015**

1 1

Maria Davis @mcd_611 · May 31
Betsy Kleba is excited to train the next generation of science leaders using the Bonneville salt flats #extrememicrobiology #**ASM2015**

1

Hannah H-M @hhollandmoritz · May 31
Bonneville salt flats are setting for Pirates of Carribean. If you're wondering what it looks like. people.theiapolis.com/actor-0IPY/joh… #**ASM2015**

Steven Hecht @Profmicro · May 31
Tended to be upper class that did not want to follow mosquito control measures. Hmmm.... #**ASM2015**

David Coil @davidacoil · May 31



Change of pace to "Bonneville Salt Flats - Life in the Fast Lane" by Betsy Kleba. #asm2015

1



Hannah H-M @hhollandmoritz · May 31
Next, Betsy Kleba. "Bonneville Salt Flats, Life in the Fast Lane" #ASM2015



sarah gw @dirtygeew · May 31
Breitbart All methods show same patterns of viral abundance across seasons how often does that happen?! #ASM2015



Daniel @Read1000Lives · May 31
Contributions to 'extreme' microbiology by female scientists #asm2015 is underway with fantastic talks and work.

2 4

CellPressNews @CellPressNews · May 31
Studying #Ebola? Start with this free, on-demand access to our webinar #ASM2015 ow.ly/NCGzw

3 2



Caleb Ruiz-Jiménez @crjcaleb · May 31
#asm2015 #neworleans2015 #phdstudentlife instagram.com/p/3XP39NvUFo/



Larry Lynam @scopedbylarry · May 31
Okay now we have gotten to one of my favorite Alabamians William Gorgas. #ASM2015



Laura Camilleri @LC_EnvMicro · May 31
Thanks #ASM2015 for our travel grants and oral presentation selection!



3 5

View photo



Daan Speth @daanspeth · May 31
Hard to imagine how tough the ebola help effort must have been, even without direct patient care. Respect #asm2015

3



Laura Camilleri @LC_EnvMicro · May 31
Logan is so excited to have won a travel grant! #ASM2015



1 1

View photo

David Coil @davidacoil · May 31
de Wit making us teary-eyed with Ebola talk. #asm2015

1 1

Hannah H-M @hhollandmoritz · May 31
EdW: Ebola survivors go through decontaminating shower, get new clothes, a little food, and a certificate. #ASM2015

1

David Coil @davidacoil · May 31
Ebola can be sexually transmitted long after symptoms down. I guess it makes sense, but never really thought about it. de Wit. #asm2015

5

Steven Hecht @Profmicro · May 31
Tracing the clues that led to mosquitoes as spreading YF #ASM2015

1

Maria Davis @mcd_611 · May 31
Emmie de Wit improving #Ebola and #malaria diagonsis in Liberia #extrememicrobiology #ASM2015

SMK @SarahMicrobio · May 31
Real life Contagion: Emmie de Wit speaks on testing for Ebola in Liberia (and fitting a centrifuge in her luggage) #ASM2015 #CSWM

David Baltrus @surt_lab · May 31
So how come there is no "take your picture with the guy who got Ebola in his eye" stand at #asm2015 ?

2 8

Julie Huber @JulesDeep · May 31
Talk uploaded, badge acquired, hotel room secured for #ASM2015 and this fun little surprise @LePavillon !

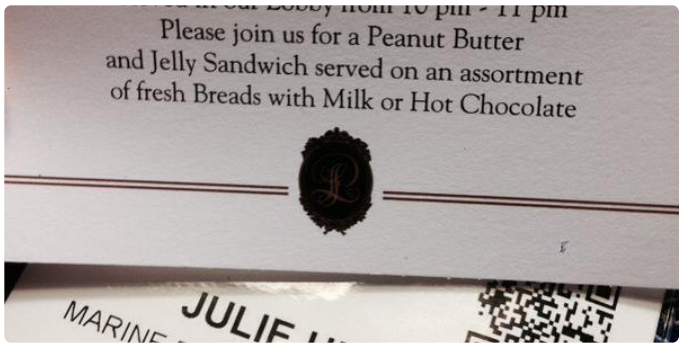

1 7

View photo

Hannah H-M @hhollandmoritz · May 31
EdW: About 1 in 4 symptomatic patients have malaria, not ebola, an unlucky 4% have both. #ASM2015

3 2

David Coil @davidacoil · May 31
de Wit: 1 in 4 Liberians get malaria every year. Problem during Ebola outbreak because of similar symptoms and co-infections. #asm2015

3 3

kristindownie @kristindownie · May 31
@CampOther what about buying the DVDs? some of the talks are recorded... check with @ASMicrobiology about the #asm2015 availability

View conversation

Steven Hecht @Profmicro · May 31
U.S. saw civil war in Cuba as public health issue leading to YF outbreaks here. #ASM2015

1 1



Larry Lynam @scopedbylarry · May 31

There are some interesting historical accounts about how draconian yellow fever quarantines could be in 19th century U.S. #ASM2015



Anthony Basing @AnthonyBasing · May 31

To advance your scientific career, Networking is as important as the science #ASM2015

4 4



Daan Speth @daanspeth · May 31

Emmie de wit and coworkers flew to liberia to help diagnose ebola carrying the whole lab in luggage #asm2015

1



Larry Lynam @scopedbylarry · May 31

#ASM2015 "Jezebel" really tells the Yellow Fever epidemic story from a a social perspective. Quite interesting



2 4

View photo



Steven Hecht @Profmicro · May 31

The 1880 Havana Yellow fever Commission started by looking for bacterial cause #ASM2015



kristindownie @kristindownie · May 31

#asm2015 take home message about animal models, be careful what you choose... twitter.com/PMOrwin/status… twitter.com/PMOrwin/status… h/t @PMOrwin

> **Paul Orwin** @PMOrwin
> Female mice more resistant to infection #asm2015

7 4



Mark O. Martin @markowenmartin · May 31

It was a genuine pleasure to convene the Carski session and be there to honor Sue Merkel. #ASM2015

1 5



David Coil @davidacoil · May 31

de Wit describing the incredible logistics of setting up a mobile lab in LIberia for Ebola diagnostics. #asm2015

2 1



Hannah H-M @hhollandmoritz · May 31

EdW: "Flying from Montana you're only allowed 4 bags, so you will end up with a few clothes and a 30lb centrifuge." #ASM2015

5 3



Daniel Cuevas @Daniel_A_Cuevas · May 31

Division M social = beer + brownies + phage #asm2015

3



Steven Hecht @Profmicro · May 31

Refers to movie Jezebel and using cannon fire to clear air of Yellow fever in NOLA. #ASM2015 #moviereFTW



Rob Edwards @linsalrob · May 31
As advertised on Twitter... Listening to @virome_girl with a beer in hand #**ASM2015** #divisionM #phage

2



Larry Lynam @scopedbylarry · May 31
Oh cool a plug in the Yellow Fever session for one of my fav Bette Davis movies "Jezebel" #**ASM2015** "it's 1856 dumpling not the dark ages"

2



sarah gw @dirtygeew · May 31
Mya breitbart phage are the little drug dealers of the oceans! @virome_girl #**ASM2015**

5 4



Hannah H-M @hhollandmoritz · May 31
#actuallycomforting #**ASM2015**

> **David Coil** @davidacoil
> de Wit going over the recent/current Ebola outbreak. 90% death rate reduced to almost nothing with optimal care. #asm2015

1 1



David Coil @davidacoil · May 31
de Wit going over the recent/current Ebola outbreak. 90% death rate reduced to almost nothing with optimal care. #**asm2015**

1



SMK @SarahMicrobio · May 31
Many ways to make rocks: P. putida has three Mn oxidation genes and two enzymes #**ASM2015** #CSWM



Hannah H-M @hhollandmoritz · May 31
EdW: Most people with ebola die of multi-organ failure rather than hemorrhagic "manifestations" #**asm2015** #howcomforting

1 1



Larry Lynam @scopedbylarry · May 31
And 4 years ago you could could the number of ASM tweeters on 2 hands and a foot. We continually evolve. #**ASM2015**

> **David Coil** @davidacoil
> "Emerging BSL4 Pathogens: Research in the Lab and in the Field" by Emmie de Wit. Love these things. #asm2015

1



Orange Dynamo @steph_cruz888 · May 31
Por un lugar de New Orleans #**asm2015** #turistas #PuertoRico instagram.com/p/3XNzByDV6A/

1 1



Mark O. Martin @markowenmartin · May 31
Ran into @kristenobacter. Be-buttoned her with #MicrobialSupremacy swag. #**ASM2015**



View photo

1 4

Hannah H-M @hhollandmoritz · May 31
Next: Emmie de Wit: "Emerging BSL4 Viruses" #**ASM2015**

Mark O. Martin @markowenmartin · May 31
Wow! Almost out of #MicrobialSupremacy buttons! Spreading the #MicrobialSwagger #**ASM2015**

1 5

David Coil @davidacoil · May 31
"Emerging BSL4 Pathogens: Research in the Lab and in the Field" by Emmie de Wit. Love these things. #**asm2015**

1

LBT Innovations @LBTInnovations · May 31
9.3m Twitter impressions at #**ASM2015** nearly 3,000 tweets with av 650 people tweeting. Amazing ow.ly/NGrZo @ASMicrobiology

1

Larry Lynam @scopedbylarry · May 31
I did not recall Yellow Fever decimating Napoleon's armies. #**ASM2015**

Steven Hecht @Profmicro · May 31
Gradual small clues: 1811 A. von Humboldt wrote you could escape fever at higher elevation. #**ASM2015**

Larry Lynam @scopedbylarry · May 31
The part of Mobile that I grew up in was called Spring Hill. 19th century Mobilians fled to Spring Hill to escape Yellow Fever #**ASM2015**

3

Kristen DeAngelis @kristenobacter · May 31
Ok, who's going to tweet this for me? #**ASM2015**



11 12 View photo

Maria Davis @mcd_611 · May 31
Kati Geszvain: 3 different ways to oxidize Mn (II) in Pseudomonas #extrememicrobiology @ #**ASM2015**

Steven Hecht @Profmicro · May 31
Use of chinchoa (sp?) bark helped separate out malarial fevers from others #**ASM2015**

1 2

Larry Lynam @scopedbylarry · May 31
I feel like I should know Francisco Torti Fever Tree but it is not coming to me. Interesting though #**ASM2015**

Steven Hecht @Profmicro · May 31
Mid-1700s ppl started to understand fevers were not one thing #**ASM2015**

2 2



DrBeach @DrBeach · May 31
Central Grocery Muffuletta. #asm2015



View photo

1



CellPressNews @CellPressNews · May 31
Join us in Montréal for @CellSymposia #CSMicrobiome #ASM2015
ow.ly/NCDmw

1 1



colin davidson @davidscj · May 31
Humphries: Happenstance that WGS identified CRE isolate involved endoscope-based superbug outbreak #ASM2015



Julia Nepper @DietDrNepper · May 31
#ASM2015 vendor loot! The @LabRoots booth was particularly rewarding with those sweet tees!



View photo

1 2



Larry Lynam @scopedbylarry · May 31
I still say The Four Humors should have been a Polka band name. #ASM2015

4



Javier Izquierdo @jizquierdotweet · May 31
Nüsslein Lab reunion, happening right now #ASM2015



View photo

2 4



Steven Hecht @Profmicro · May 31
Viewed as humoral imbalance #bloodletting #ASM2015



Larry Lynam @scopedbylarry · May 31

I had forgotten YellowFever was 1st brought to Caribbean w African slave trade. 1647 first arrived in Barbados #**ASM2015**

2



Steven Hecht @Profmicro · May 31

Yellow fever record in 1647 in Barbados. #**ASM2015**



David Coil @davidacoil · May 31

Double score: siting in "Contributions to Extreme Microbiology by Female Scientists" and found a plug. #**asm2015**

1



Rob Edwards @linsalrob · May 31

I'm in so much trouble... #**ASM2015**



1 6

View photo



Steven Hecht @Profmicro · May 31

"The bane of the city of New Orleans in the 19th century was yellow fever. " #**ASM2015**

1



Amanda Lyn Gunn @AmandaLynGunn · May 31

In the 19th century alone, there were over 1,000 epidemics. - Mariola Espinosa #**ASM2015** #YellowFever

1



Victoria Pearson @VirusExplorer · May 31

There are some fantastic sculptures around the convention center! #**ASM2015** #NOLA



View photo



Jason Mooney @JasonPMooney · May 31

@FabianRChavez I might be missing #**ASM2015** but I'm sure you are missing the sunny warm weather here in #California



Cameron Thrash @DrJCThrash

Why all the #asm2015 talks are booming.

1

Amer. Soc. Micro. @ASMicrobiology · May 31

@SamanthaGirvan Are you attending #**asm2015**? Stop by the #asmjournals booth 200 tomorrow-- we'll save you one!

View conversation

Aditi Sengupta @AditiSG · May 31
Contributions to extreme microbiology by female scientists. kati geszvain talking about bacteria that make rocks! #**ASM2015**

1

Aunica Kane @AunicaKane · May 31
Session: contributions to "extreme" microbiology by female scientists now in room 355 - YES!!!!!! #**ASM2015**

1

Steven Hecht @Profmicro · May 31
Psyched for history of Yellow Fever talk by Mariola Espinosa #**ASM2015**

3 3

Amanda Lyn Gunn @AmandaLynGunn · May 31
Looking forward to a historical perspective on the microbiology of yellow fever. :) #YellowFever #**ASM2015**

1 3

Tristy @TJVMajors · May 31
Ready for Contributions to Extreme Microbiology by Female Scientists! #**ASM2015**

2

Noelle Bryan @nbryan5 · May 31
Contributions of female scientists to extreme micro- so excited for this session! #**asm2015**

1 2

Larry Lynam @scopedbylarry · May 31
Feeling a bit nostalgic so I think a little more microbial history for me this afternoon. #**ASM2015**



3

View photo

Jason Anthony Tetro @JATetro · May 31
@hhollandmoritz @kristenobacter I don't know if that would help. Transcription doesn't mean translation or expression. Makes sense. #**ASM2015**

1

View conversation

Bamber @BamberLou20 · May 31
Bacterial toxins are a reservoir for eukaryotic antibacterial function - interesting stuff from Joseph Mougous #**asm2015** #bact-translocation

Susan Perkins @NYCuratrix · May 31
Wish I could be at #**ASM2015** - enjoying the tweets, though. Hope all you #microbiome folks will come see our new exhibit this winter.

1

Accelerate @AXDXNews · May 31
MIC results during clinically actionable window for serious infections. See an interactive demonstration at #**asm2015**.



View photo

Cell Host & Microbe @cellhostmicrobe · May 31
RT @CellPressNews: #microbiologists! Join us 11 a.m. tomorrow at booth 410 and speak with editors about publishing your work! #**ASM2015**

Cell Host & Microbe @cellhostmicrobe · May 31
RT @CellPressNews: #Microbial-driven #pathologies: how #microbiota drives intestinal disease #**ASM2015** ow.ly/NCvXE

1



Chris Lopez @micro_clopez · May 31
E.Skaar your microbiota may be helping out S.aureus during infection through metabolite exchange #**asm2015**

1

Cell Host & Microbe @cellhostmicrobe · May 31
RT @CellPressNews: Read popular papers from @cellhostmicrobe. Pick up 'Best of' copy @ booth 410 #**ASM2015** ow.ly/NCCcz



Sima Tokajian @STokajian · May 31
#**ASM2015**



View photo

Cell Host & Microbe @cellhostmicrobe · May 31
RT @CellPressNews: Seen the latest @cellhostmicrobe special issue? Pick up your copy now at both 410! #**ASM2015** ow.ly/NCD3W

1

LBT Innovations @LBTInnovations · May 31
Interest in #APAS from places as diverse as Ukraine, Panama, Taiwan and Texas! ow.ly/NGpkX #**ASM2015**



Laura Hug @LAHug_ · May 31
My twitter blackout brought to you by my phone dying. what happens when the #**asm2015** app, twitter, and my step counter are all on fire!

Antimicrobial Soap @STAG_Soap · May 31
@ASMicrobiology one of the interesting things that are happening right now at #**ASM2015**



TEQQA @TeqqaLLC
Rapid Diagnostics tests -- Who cares? Ask Teqqa at #asm2015 or teqqa.com/contact #antimicrobialstewardship



Binod Dhakal @bhemato · May 31
@MediHumdani Panel discussion #**ASM2015**



1 1 View photo



Jessie Myers @JessieMyers25 · May 31
New class of algicide (roseobacticide) that also contributes to to symbiosis between bacterium and E.hux ~Dr.Seyedsayamdost. #**ASM2015**



Brian Kvitko @KvitkoPhD · May 31
"...an organism does not need a brain to employ strategy" #**ASM2015**

1



Paul Orwin @PMOrwin · May 31
@hhollandmoritz @kristenobacter too many interesting talks, not enough me to see them all #**ASM2015** #twitterhelpsandhurts

2 View conversation

CellPressNews @CellPressNews · May 31
Great first day, #microbiologists! Join us 11 a.m. tomorrow at booth 410 and speak with editors about publishing your work! #**ASM2015**

1



Harlan jones @HarlanJones · May 31
@ASMicrobiology THANKS for the umbrella right on time #**ASM2015**



Paul Orwin @PMOrwin · May 31
@hhollandmoritz @kristenobacter woah that's interesting! #**ASM2015**

View conversation



Jason Anthony Tetro @JATetro · May 31
@AnthonyBasing @kwarrine @libby_kelly I can see how that would be important. A nice perspective for #foodsafety. #**ASM2015**
1
View conversation



Javier Izquierdo @jizquierdotweet · May 31
As a follow-up to my question, let's put some co-cultures together @kristenobacter Enterobacter + Fe + Clostridia #**asm2015**
1 1



Paul Orwin @PMOrwin · May 31
@virome_girl @Paul_Carini @HensonMW_08 experiments are for suckers. Just omics it baby #sorrynotsorrygenomics #**ASM2015**
1
View conversation



Hannah H-M @hhollandmoritz · May 31
.@kristenobacter in q&a thinks this would match better if expts performed in continuous culture. #**ASM2015**
View conversation



Srijak Bhatnagar @srijakbhatnagar · May 31
@jennomics deliciously melted lactobacillus and not so deliciously cooked rhizobium #**ASM2015**
View conversation



sarah gw @dirtygeew · May 31
Roseobacter e. Huxleyi mutualistic relationship degrades and roseobacter produce algaecide when algae are unhealthy #mean #**ASM2015**
1



Sima Tokajian @STokajian · May 31
43 cassettes out of more than 130 encode aminoglycoside resistance..12 cassettes encode chloramphenicol resistance #**ASM2015**



Jason Anthony Tetro @JATetro · May 31
@AnthonyBasing @kwarrine @libby_kelly Livestock...intriguing. But no skunks? Not even a possum? #**ASM2015**
1
View conversation



Jessica Sieber @SyntrophySieber · May 31
@kristenobacter is doing some awesome work on lignin degradation! #**ASM2015**



Hannah H-M @hhollandmoritz · May 31
... also type three secretion systems. #**ASM2015** @kristenobacter
View conversation



Jenna Morgan Lang @jennomics · May 31
Which microbes did you have for lunch today? ow.ly/NGoFl #shamelessplug #**asm2015**
4 4



Cassie Ettinger @casettron · May 31
And most are in different cells! #**ASM2015**
1
View conversation



Ben Roller @ben_roller · May 31
Tolumonas lignolyticus up-regulates flagellar proteins during lignin degradation, @kristenobacter says it may actually be T3SS #**asm2015**



Cassie Ettinger @casettron · May 31
John McCutcheon: Turns out that Hodgkinia has 27 plus genomes in long lived cicadas, each one smaller than the next #**ASM2015**

1 1 View conversation



Paul Orwin @PMOrwin · May 31
Metsim large scale pop study in Finland lots of correlative data to collect, build hypotheses to test #**ASM2015**



Srijak Bhatnagar @srijakbhatnagar · May 31
Happy hour time. #**ASM2015**



Thomas Sharpton @tjsharpton · May 31
Plans to use this cohort to identify candidates that are tested in mice. Stay tuned for more. #**ASM2015**

1



Sima Tokajian @STokajian · May 31
Integron: Adaptation on Demand..Conjugation induces the SOS response..prevent SOS through psiB #**ASM2015**



Paul Orwin @PMOrwin · May 31
Able to use Roseburia gavage in atherosclerosis model mouse, see protective effect (modest but significant). Moved to Metsim pop #**ASM2015**



Eoin Brodie @elbrodie · May 31
Anaerobic lignin oxidation by tropical forest soil bacteria presented by @kristenobacter - hunting for the source of ROS! #**ASM2015**

1



Thomas Sharpton @tjsharpton · May 31
Now specifically addressing this question in humans. Studying the METSIM population in Finland (10k men) #**ASM2015**



Dan Spakowicz @dspakowicz · May 31
Greg Verdine: at least 25% of the biosynthetic clusters in actinomycete genomes he classifies as "WTF" #**ASM2015**

1 1



Joe James @JoeTCJ · May 31
Quite right! #**ASM2015**

> **Pat Schloss** @PatSchloss
> Would love to see @ASMicrobiology move the GM off of the weekend. Sends a bad message about the importance of work/life balance #ASM2015

1 1



Anthony Basing @AnthonyBasing · May 31
@kwarrine @libby_kelly @JATetro Cats are implicated but the presentation at #**ASM2015** shows that several other animals are involved

1 1 View conversation



Gonzalo Tejera @Gonzalo_Tejera · May 31
Shrimps and cheesses!! Tirando rostro #**ASM2015** #NewOrleans #Pirates #Microbiology @ New Orleans… instagram.com/p/3XFIkoIH5L/



Jason Anthony Tetro @JATetro · May 31
@PMOrwin Don't think Akkermansia is ready for prime time. Much promise but needs more study. #**ASM2015**

View conversation

Illumina @illumina · May 31

GV: "enormous treasure trove" of novel compounds in bacteria- many for defensive purposes. Very cool stuff! #ASM2015

2 1



Thomas Sharpton @tjsharpton · May 31
Finds that dietary variation outweighs genetic variation in mice. This is (I think) basis for prior statement re: humans genetics #ASM2015

2 1



Cassie Ettinger @casettron · May 31
John McCutcheon: Hodgkinia has 2 different genomes, but they exist in different cells; result of genetic drift & fixation?? #ASM2015

1



Paul Orwin @PMOrwin · May 31
Diet dominates genetics in determining microbiota #ASM2015

7 9



Srijak Bhatnagar @srijakbhatnagar · May 31
@JATetro @ASMicrobiology or the voodoo of #MississippiMicrobes will get you good #ASM2015

1 2 View conversation



DrBeach @DrBeach · May 31
Finally got my Muffuletta from Central Grocery, New Orleans. Walked here under a flood watch. Fantastic. #asm2015



Hannah H-M @hhollandmoritz · May 31
.@kristenobacter lignin degrading bacteria need h2o2 but no oxygen present. She thinks Fe may play a role. #ASM2015

1



Thomas Sharpton @tjsharpton · May 31
Used GWAS across a panel of (100s?) inbred strains of mice. Mapped genes for specific gut microbiota. #ASM2015

2



Paul Orwin @PMOrwin · May 31
But also associated w increased TMAO #mixedbag #ASM2015

Illumina @illumina · May 31
GV: Warp Drive created searchable db of microb genomes and biosynth gene clusters; avg = 26 biosynth gene clusters per organism #ASM2015

2 1



Jason Anthony Tetro @JATetro · May 31
@srijakbhatnagar @ASMicrobiology When it comes to #MississippiMicrobes you have to be resilient. :) #ASM2015

View conversation



Paul Orwin @PMOrwin · May 31
Akkermansia mucinophila reduces weight gain on Hf diet also insulin reponse #asm2015



Thomas Sharpton @tjsharpton · May 31
Adding Akkermansia via oral gavage reduces fat gain in mice as measured by fat gain, plasma lipids, etc. #ASM2015

1 1



sarah gw @dirtygeew · May 31
White cliffs of Dover are made out of e.huxleyi skeletons syedsayamdost #ASM2015

2 1



Cameron Thrash @DrJCThrash · May 31
Whoa! @kristenobacter says they may be using lignin as a terminal electron acceptor. This has been shown for humic substances btw #ASM2015



Ted Flynn @TedFlynn · May 31
.@kristenobacter: very little correspondence btwn proteome and transcriptome at end point of batch culture for lignin degradation #**ASM2015**

1 2



Julie Huber @JulesDeep · May 31
"Last night was insane. You scientists are crazy." -my cab driver in New Orleans at #**ASM2015**

20 37



Cassie Ettinger @casettron · May 31
John McCutcheon: Sulcia and Hodgkinia (unrelated bact) encode complementary pathways needed by host cicada in a 3-way symbiosis #**ASM2015**



Jessica Sieber @SyntrophySieber · May 31
Lignin as an electron acceptor! #**ASM2015**



Hannah H-M @hhollandmoritz · May 31
.@kristenobacter no agreement between transcriptomics and proteomics in lignin degrading bacteria. #**ASM2015**

4 2



Jason Anthony Tetro @JATetro · May 31
@srijakbhatnagar @ASMicrobiology They're probably short term like probiotics...with different functions. #MississippiMicrobes #**ASM2015**.

View conversation

Illumina @illumina · May 31
GV: High throughput seq at an approachable price is key to new natural product identification and discovery #**ASM2015**

2 3



Paul Orwin @PMOrwin · May 31
When u switch to Hf diet cross fostering affects reponse #**ASM2015**



ian henderson @HendersonLab · May 31
@ASMicrobiology #**asm2015** Disappointed I won't be there to see great science and great friends. Laissez les Bon temps rouler!

1



Chateau du Lac NOLA @ChateauDuLacWH · May 31
Convention goers, add a #French feast to your plans! Your badge = FREE glass of wine. #**ASM2015** @ASMicrobiology



View photo



Paul Orwin @PMOrwin · May 31
But cross fostering makes microbiota like foster parent, not genetic? Seems weird to me #**ASM2015**



Amer. Soc. Micro. @ASMicrobiology · May 31
The #**asm2015** President's Forum will include the State of the Society Address - Monday at 12:00pm ^lp

1 2

Ben Roller @ben_roller · May 31
Lignin sole C source, roll tubes @kristenobacter getting old school micro cred for cultivating lignin degrading Enterobacter #**asm2015**

1

Cameron Thrash @DrJCThrash · May 31
Enterobacter SCF1 is a facultative anaerobe, can degrade lignin anaerobically. DeAngelis et al 2013 Front Microbiol #**ASM2015**

1 4

Brooke AndersonWhite @VirulentB · May 31
My two favorite mega-conferences at the same time. #ASCO15, live and exciting. #**ASM2015**, in spirit through Twitter.

Michele Banks @artologica · May 31
All the viruses you want (and don't want) etsy.com/listing/185659… #sciart #**ASM2015**

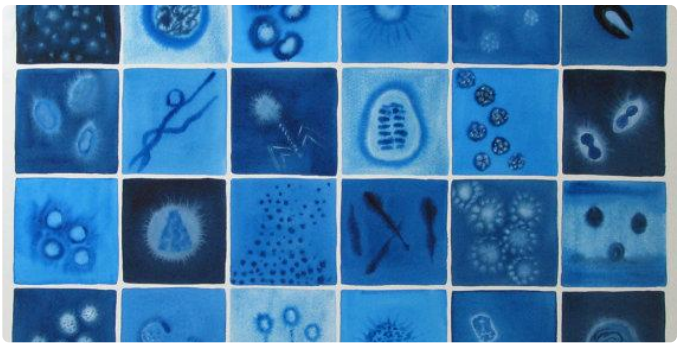

7 8

View photo

Joseph McPhee @JoeBMcPhee · May 31
Lusis - up to 60% of the vertical transmission of a particular phyla is explained by genetics. Mind blown. #**ASM2015**

S. Strycharz-Glaven @SGlaven · May 31
If you want to talk eng microbial comm come to meet speakers 4:45 lobby F #**ASM2015**

1 1

Paul Orwin @PMOrwin · May 31
Pretty high heritability of gut microbiota in mice raised under controlled conditions #**ASM2015**

Srijak Bhatnagar @srijakbhatnagar · May 31
@JATetro @ASMicrobiology we are all gonna share some #MississippiMicrobes after #**asm2015**.

1 1

View conversation

David Coil @davidacoil · May 31
Battery about to die... since I have no smartphone I'll be off Twitter for rest of the day. See #**asm2015** tomorrow!

Chris @DrChrisKellogg · May 31
Well played #**ASM2015**, well played.





21 39 View photo



Jessica Sieber @SyntrophySieber · May 31
@kristenobacter shouting out roll tubes! Great way to isolate difficult to grow organisms! #asm2015

1 3



Aditi Sengupta @AditiSG · May 31
Bet those exhibitors are thinking that they should have handed out umbrellas. Would have been quite a crowd puller! #ASM2015



Thomas Sharpton @tjsharpton · May 31
In mice, heritability of particular taxa is 'high' (as measured by correlation between host genetic similarity and taxon abundance) #ASM2015

1



Jessie Myers @JessieMyers25 · May 31
Flash floods in NOLA. At least I'm used to it after all the flooding in Oklahoma! #ASM2015



Hannah H-M @hhollandmoritz · May 31
.@kristenobacter How do these bacteria break down lignin? Fe metabolism, increase sugar transport... #ASM2015



Paul Orwin @PMOrwin · May 31
Microbiota variation in inbred mice. How much is genetic? Relate similar microbiota to genetic relatedness of inbred strains #ASM2015



Cassie Ettinger @casettron · May 31
John McCutcheon: some insect endosymbionts overlap with organelle genomes in terms of size and capacity #ASM2015

5 2

Illumina @illumina · May 31
GV: genes involved in biosynth of natural products tend to be clustered, which is a useful construction. #ASM2015

2 2



Jason Anthony Tetro @JATetro · May 31
@tjsharpton Who said that? Wow. #ASM2015

View conversation



Lauren E. Gillies @GilliesLE · May 31
Super excited for the session on female scientist's contribution to "extreme" microbiology! #asm2015 #womeninscience

3



Jason Anthony Tetro @JATetro · May 31
@srijakbhatnagar Use the hashtag: #MississippiMicrobes I'm sure @ASMicrobiology would approve of the switch from #ASM2015 during flood.

View conversation



Thomas Sharpton @tjsharpton · May 31
Hrm...not sure I agree with statement that "genetics probably isn't important [to microbiome composition] in humans". #ASM2015

1



Cameron Thrash @DrJCThrash · May 31
Tropical forest soils do a great job of breaking down lignin already. Also have high flux in redox state #ASM2015

1



Srijak Bhatnagar @srijakbhatnagar · May 31
Just got flash flood warning for Nola. Perils of being a microbiologist. #asm2015



Cameron Thrash @DrJCThrash · May 31
Fungi are taking a hit in these afternoon sessions. #goanaeobes #ASM2015

3 2



Jenna Morgan Lang @jennomics · May 31
My first marine micro talk of the conference. Mohammad Syedsayamdost - Microbial Communications: Marine Bacteria and Microalgae #asm2015

1 3



Paul Orwin @PMOrwin · May 31
TMAO discovered as Risk factor -microbial product from choline and carnitine combined w human oxidases #ASM2015



Hannah H-M @hhollandmoritz · May 31
.@kristenobacter: Fungi often rely on O2 for lignin degradation. Bacteria not so much. #asm2015



Cameron Thrash @DrJCThrash · May 31
Why bacteria when fungi are the more famous lignin degraders? Fungi rely on oxygen but bacteria don't necessarily need it. #ASM2015

7 3



Aditi Sengupta @AditiSG · May 31
Poster done. Good questions and suggestions! I'm better prepared to face my defense committee in three weeks! #asm2015

1 2

Illumina @illumina · May 31
Greg Verdine, of Warp Drive Bio on "genomic search engines" to systematically identify novel natural products #ASM2015

1 1



ASM @AUSSOCMIC · May 31
Interesting talk by PhD candidate Yohannes Mehari at #ASM2015. 2 new bacterial species that replicate in the host cell nucleus! Wow!!!

1



Cameron Thrash @DrJCThrash · May 31
Plant material is 10-30% lignin, to protect the cellulose #ASM2015

3



Victoria Pearson @VirusExplorer · May 31
"Megan May is the James Brown of mycoplasmosis" what a great introduction. #ASM2015



Cloudy Media @CloudyMediaBlog · May 31
apparently many who I follow are at #asm2015 wish I could be there to take in the excitement. keep tweeting!



Paul Orwin @PMOrwin · May 31
Gut microbes produce lots of atherosclerosis risk factors #ASM2015

3 1



Amer. Soc. Micro. @ASMicrobiology · May 31
Nice meeting you! Thanks for stopping by #asmjournals booth! #asm2015

> **Felix sizwe Dube** @Pheelly1
> Thanks for the info @ASMicrobiology #asmjournals



CellPressNews @CellPressNews · May 31

#Microbial-driven #pathologies: how #microbiota drives intestinal disease #**ASM2015** ow.ly/NCvXE

2 4



colin davidson @davidscj · May 31
Hemarajata (UCLA) - high resolution melt assay developed for CRE isolates in response to duodenoscope-associated superbug outbreak #**ASM2015**



Paul Orwin @PMOrwin · May 31
Inbred mouse strains vary widely in reponse to high fat diet. Some genetics, some gut microbiota #**ASM2015**

1



Aditi Sengupta @AditiSG · May 31
I don't take flash flood warnings seriously in Ohio. Can't say the same about New Orleans though. #**asm2015**



Jessica Sieber @SyntrophySieber · May 31
Listen to @kristenobacter or face floods. Definitely staying put. #**asm2015**

1



Cameron Thrash @DrJCThrash · May 31
.@kristenobacter talking about tropical anaerobic bacteria that use lignin as a sole carbon source #**ASM2015**

5 3



Jason Anthony Tetro @JATetro · May 31
@PMOrwin @tjsharpton @whitehouseostp If health involved, immunity should be a factor. Blood cytokines is nice. Cells can be tricky. #**ASM2015**

View conversation



elizabeth kelly @libby_kelly · May 31
"@triciav83: I'm having science envy...I wish I was at #**ASM2015**" me, too...

View conversation



elizabeth kelly @libby_kelly · May 31
"@AnthonyBasing: Where is Toxoplasma in humans coming from? #**ASM2015**"
Hope to hear the research on this! So interesting!

1 1

View conversation



Jon Badalamenti @JonBadalamenti · May 31
Woohoo! @PacBio used to do comparative genomics of several Cab. thermophilum isolates, one of my favorite micro stories #**asm2015**

1 2



Trinity Hamilton @trinity_lh · May 31
Tank - Cab. thermophilum ecotypes in YNP phototrophic mats. "Omic" and traditional microbiological methods lead to pure culture #**ASM2015**

1



Paul Orwin @PMOrwin · May 31
Last talk gut microbiota association w atherosclerosis #**ASM2015** lusis from UCLA

1



Srijak Bhatnagar @srijakbhatnagar · May 31
I need to get me one of those ASM umbrella that everyone's tweeting about. But it's good to see rain. #CAdrought #**ASM2015**

1 1



Hilary Lappin-Scott @lappinscott · May 31
Reminder to self - don't call the precipitation we have in Swansea rain. This stuff in New Orleans - now this IS rain! #**ASM2015**

5



Jason Anthony Tetro @JATetro · May 31
@PMOrwin Cool. Seems to align with breast milk & Th17 balance but as you say data set too small. #**ASM2015**

View conversation

Paul Orwin @PMOrwin · May 31
Very nice talk, handled tough questions well! #ASM2015

Paul Orwin @PMOrwin · May 31
@JATetro in q&a no evidence of difference in disease states #asm2015

Amer. Soc. Micro. @ASMicrobiology · May 31
#asm2015 How do microbiologists get research grants? Learn about opportunities at the Federal Funding Breakfast, Mon. 8:00 AM, Room 242 ^hg
5

TEQQA @TeqqaLLC · May 31
@ASP_PharmD Thanks for the follow! In you're in NoLa, come say hello to us and Drs. Dan and Joe at booth 566 #ASM2015

Paul Orwin @PMOrwin · May 31
@JATetro @tjsharpton @whitehouseostp scaling up is hard. Study scope grows exponentially #ASM2015
View conversation

LBT Innovations @LBTInnovations · May 31
Now that's a welcome banner #ASM2015



View photo

Ben Roller @ben_roller · May 31
Excited to hear @kristenobacter speak about lignin decomp. in tropical soils #asm2015 room 265 at 4!
1
2

Chris Lopez @micro_clopez · May 31
M.Reniere how does Listeria know it's in a cell? It uses host glutathione to activate virulence genes #asm2015
2
2

SMK @SarahMicrobio · May 31
Before modern pesticides: indigenous strains of crops posess bacterial endophytes w anti-fungal properties, shares Hanan Shehata #ASM2015
1
1

Paul Wigley @DrWigley · May 31
Excellent talk by Dr Narayan on the role of infant diet in immune protection and yes Th17 in protection rather than damage #ASM2015
1
2

Paul Orwin @PMOrwin · May 31
Very interesting analysis of network effects of early diet, not just # of cells. Small sample size so tough to read too much in #ASM2015
1
1

Thomas Sharpton @tjsharpton · May 31
That was a killer talk from a graduate student. Way to go future Dr. Narayan. #ASM2015

1 1



Thomas Sharpton @tjsharpton · May 31
Finds early diet has long-term impacts on connections between immune subsets by comparing data from breastfeed/formula fed animals #**ASM2015**



Lauren E. Gillies @GilliesLE · May 31
Fascinating talk by John Zehr on cyano UCYN-A who lack PSII but use a symbiotic relationship to fix N during the day! #**asm2015**

1 3



Jon Badalamenti @JonBadalamenti · May 31
Marcus Tank on determining C, N, and S reqs for Cab. thermophilum: "We had a few things to figure out" #yathink #**asm2015**



Aditi Sengupta @AditiSG · May 31
Methanotrops in Canadian arctic.talk by ianina altshuler #**asm2015**. Shout out to fellow scientist studying methanotrophic bacteria!

1 1



Paul Orwin @PMOrwin · May 31
Fyi here is what Th17 cells are en.m.wikipedia.org/wiki/Th17 #**ASM2015**

1



Jason Anthony Tetro @JATetro · May 31
@tjsharpton @whitehouseostp Exactly. Knowing what is there isn't enough. Need to know what they do & any downstream effects. #**ASM2015**

1 View conversation



Thomas Sharpton @tjsharpton · May 31
The constant flash flood/emergency broadcast phone alarms certainly adds something to the ambiance. #**ASM2015**

1 3



Ada Hagan @adahagan · May 31
Predatory bacteria can help balance the coral-associated microbiome and prevent disease #**ASM2015**



Jason Anthony Tetro @JATetro · May 31
@PMOrwin That is excellent experimental design. Would be a great model for @whitehouseostp to follow. #**ASM2015**

View conversation



Thomas Sharpton @tjsharpton · May 31
Was able to correlate changes in taxon abundance with changes in immunologic profiles as a function of dietary change #**ASM2015**

1 1



Jessica Sieber @SyntrophySieber · May 31
Aww man no more cadaver pictures...I guess dying permafrost will have to suffice! #**ASM2015**

1 3



Paul Orwin @PMOrwin · May 31
Th17 associated with gut immunity related to prevotella #**asm2015**

1 1



Jenna Morgan Lang @jennomics · May 31
Screening isolates from wild maize for antifungal activity using turfgrass as a model. Nice b/c you can grow it in a tube. Shehata #**asm2015**

1 2



Jason Anthony Tetro @JATetro · May 31
@tjsharpton Now that is what all health microbiome research should aspire to do. Hopefully @whitehouseostp is listening.#**ASM2015**

View conversation



Thomas Sharpton @tjsharpton · May 31
Infant gut diet also has sig. effect on immunologic development as measured by Th17 abundances #**ASM2015**

2 1



Melissa Going Viral @researchingsf · May 31
JB: 4 camphylobacter strains seq on @PacBio to characterize epigenetic motifs. Some motifs protect DNA allowing transformation #**ASM2015**

2



Mya Breitbart @virome_girl · May 31
Welsh - bacterial predators aren't abundant in coral microbiomes, but predators never are in ecology... Minor players, big impact #**ASM2015**

1 1



Paul Orwin @PMOrwin · May 31
16s microarray + flow cytometry + metabolites in infants, follow immune system into juvenile #**ASM2015**

1



Thomas Sharpton @tjsharpton · May 31
Finds that the early infant diet has significant effects on gut microbial development #**ASM2015**

1



Cassie Ettinger @casettron · May 31
@srijakbhatnagar Or maybe the bacteria are living in the fungi and help with the decomp? Win win #**ASM2015**

2 1 View conversation



David Coil @davidacoil · May 31
"Functionally Active Microbial Community in the Canadian High Arctic" by Ianina Altshuler #**asm2015**

1



World Fusion @WorldFusionUS · May 31
We're wrapping up day one of #**ASM2015** thanks to everyone who stopped by today! Excited to see fun photos of your Swag Bags #KinSwagBag



Srijak Bhatnagar @srijakbhatnagar · May 31
DeBruyn: some of the decomposing microbial communities are insect introduced. #**ASM2015**

1



Thomas Sharpton @tjsharpton · May 31
Studying Rhesus macaque microbiome, using Phylochip, flow cytometry for immune data, and mass spec for metabolomics. #**ASM2015**

2 1



Thomas Sharpton @tjsharpton · May 31
N. R. Narayan - Early Infant Diet has Long-Term Effects on the Immune System via Modulation of the Gut Microbiota #**ASM2015**

17 11



Srijak Bhatnagar @srijakbhatnagar · May 31
I wonder is our cadaver is anger battleground for fungi and bacteria over a nitrogen rich resource #**asm2015**

1



Paul Orwin @PMOrwin · May 31
Diet shifts gut microbiota, leads to shift in immunity? Compare breast feeding to bottle in rhesus macaque. Look at long term #**asm2015**

1



Brian Kvitko @KvitkoPhD · May 31
Burkholderia gladiolus isolated from ancient and wild maize protects against fungal plant pathogens. Hanan Shehata #**ASM2015**

2 3

Mya Breitbart @virome_girl · May 31

Welsh - predators act as stabilizing force in coral microbiomes. Pathogen changes microbiomes but pathogen+predator doesn't! #**ASM2015**

1

Larry Lynam @scopedbylarry · May 31

Greetings from #**asm2015** "wish you were here!" 😀

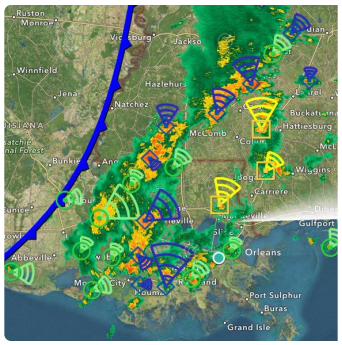



3

View photo

Srijak Bhatnagar @srijakbhatnagar · May 31

DeBruyn: human associated microbes stick around and may participate in cadaver decomp. Sneaky lil vultures waiting for our death #**ASM2015**

1

Paul Orwin @PMOrwin · May 31

Next talk diet modulation of immune system. Grad student! #**ASM2015** #nicetosee

ASM @AUSSOCMIC · May 31

Thanks @Eppendorf_AG for the pipette pens! Aussies students will put them to good use! #**ASM2015**. Oh, and thanks for my one too! :)

Hannah H-M @hhollandmoritz · May 31

JD: Some human-associated OTUs actually increase throughout decomposition. #**asm2015**

1

Paul Orwin @PMOrwin · May 31

Female mice more resistant to infection #**asm2015**

1 1

Mya Breitbart @virome_girl · May 31

@DrChrisKellogg hmmm... Makes men the underrepresented minority in that room? Ironic... #**ASM2015**

1

View conversation

Chris @DrChrisKellogg · May 31

.@ACasadevall1: After he turned 50, he became increasingly aware that it was not a level playing field (for women in science) #**ASM2015**

1

Srijak Bhatnagar @srijakbhatnagar · May 31

DeBruyn listing the first responding OTUs that are ready to decompose your dead body #**asm2015**

Hilary Lappin-Scott @lappinscott · May 31

We've all got the flood alert. I'm now stuck in the convention center! #**ASM2015** @scopedbylarry

> **Larry Lynam** @scopedbylarry
> I miss a session and I miss a drama! :) at least on the 17th floor I'm not worried about high water. #asm2015 twitter.com/profmicro/stat…

Chris @DrChrisKellogg · May 31

@ACasadevall1: Disappointed by how few men attended session on

.@ACasadevallJH: Disappointed by how few men attended session on underrepresentation of minority women (~5 men, ~ 50 women) #ASM2015

2 1

Paul Orwin @PMOrwin · May 31
Interesting murine model of nsti (necrotizing strep). Superantigens are not nearly as toxic to mice as to rabbits and people #ASM2015

2 1

Mya Breitbart @virome_girl · May 31
Welsh - beautiful photos of halobacteriovorax - watch out vibrio corallyticus, your predator is coming (and hungry)! #ASM2015

1

Amer. Soc. Micro. @ASMicrobiology · May 31
Take a look at what your lab needs to know about duodenoscopes and #superbugs during #asm2015 Late Breaker 083 - 4:45pm, Mtg Room 356 ^lp

Srijak Bhatnagar @srijakbhatnagar · May 31
Jennifer DeBruyn on succession of soil microbes below decomposing human cadavers. Halloween idea or stuff from nightmares? #ASM2015

1 1

Amanda Lyn Gunn @AmandaLynGunn · May 31
As decomposition progresses, there is a shift in bacterial community composition.-Jennifer DeBruyn #ASM2015 #forensicmicrobes

Jason Anthony Tetro @JATetro · May 31
I wonder how many ppl at #ASM2015 know many parts of #NOLA are below sea level. #Flood #MississippiMicrobes

2

Mya Breitbart @virome_girl · May 31
Rory Welsh - predatory bacteria on corals #ASM2015

1 1

Larry Lynam @scopedbylarry · May 31
I miss a session and I miss a drama! :) at least on the 17th floor I'm not worried about high water. #asm2015

> **Steven Hecht** @Profmicro
> @scopedbylarry all over the room

2

Cameron Thrash @DrJCThrash · May 31
Hold on to your hats #asm2015



2 4 View photo

Eoin Brodie @elbrodie · May 31
Kelly Cobaugh U of Tennessee talking about another aspect of human alteration of biogeochemical cycles. Dead bodies! #ASM2015

Illumina @illumina · May 31
Jessica Beauchamp on Campylobacter jejuni transformation potential #asm2015

Paul Orwin @PMOrwin · May 31
@davidacoil I guess? I don't know but I'm staying on the second floor for now #**asm2015** #DontPanic

View conversation

Jay T. Lennon @jaytlennon · May 31
DeBruyn using ecosystem theory to predict cadaver decomposition at the "body farm": goo.gl/OCptlQ @UTKnoxville #**ASM2015**

2 5

EJ @Twin285 · May 31
Good thing my #**ASM2015** session is on the 3rd floor now that there are flash flood warnings in #NewOrleans

Chris @DrChrisKellogg · May 31
.@ACasadevall1: achieved parity in #**ASM2015**; proof that program committees can respond to data & encouragement to include female speakers

1 2

Paul Orwin @PMOrwin · May 31
That's a lot of mice for one expt! (508) must have been an interesting IRB meeting #**ASM2015**

1

Diana Hernandez Ph.D @deray28 · May 31
Pacbio single molecule sequencing better for plasmid/transposons sequencing in outbreaks ~Segre #**asm2015**

Larry Lynam @scopedbylarry · May 31
Yikes my phone just scared the hell out of me. Anyone else's doing this #**ASM2015** Guess we are in it now!



2

View photo

Amanda Lyn Gunn @AmandaLynGunn · May 31
Up now, a look at the succession of soil microbes beneath decomposing bodies. Jennifer DeBruyn #**ASM2015** #microbes

Buck Samuel @microbeMinded · May 31
Seems like #**ASM2015** is the place to be right now-- wish that I was there to hear all of the great science!!

9 11

CellPressNews @CellPressNews · May 31
Read popular papers from @cellhostmicrobe. Pick up Best of Cell Host & Microbe @ booth 410! #**ASM2015** #CellPressASM ow.ly/NCCcz

i2a @i2a_Diagnostics · May 31
Thanks for stopping by our booth #**asm2015**!

Jay T. Lennon @jaytlennon · May 31

Jennifer DeBruyn (goo.gl/2g7PBG): succession of soil microbial communities below decomposing human cadavers #**ASM2015**

2

Paul Orwin @PMOrwin · May 31
Interesting use defined genetic variation in mouse strains to look at host contributions to disease severity #**asm2015**

2

Fabian Rivera-Chávez @FabianRChavez · May 31
Flash flood warning in #NOLA #**ASM2015**

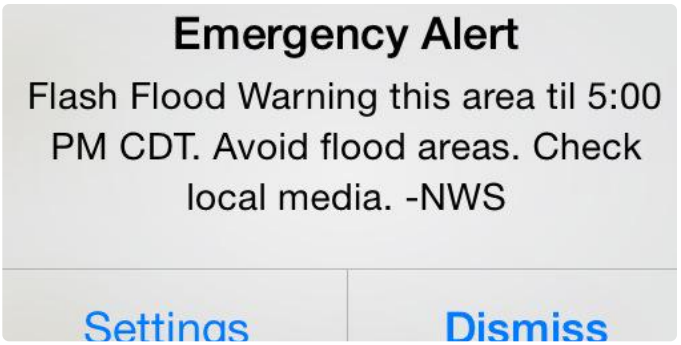

1

View photo

TEQQA @TeqqaLLC · May 31
Rapid Diagnostics tests -- Who cares? Ask Teqqa at #**asm2015** or teqqa.com/contact #antimicrobialstewardship



1 4

View photo

Diana Hernandez Ph.D @deray28 · May 31
Flash flood warning in #NOLA making lots of phones go off at #**asm2015**

Cameron Thrash @DrJCThrash · May 31
We are looking at gnarly dead animal pictures and getting NWS emergency messages about flooding. #gladwereonthesecondfloor #**ASM2015**

2 12

Melissa Going Viral @researchingsf · May 31
SK: Another virus exploiting the system - norovirus benefits from bystander immune suppression from commensals to infect B cells #**asm2015**

2 2

Mya Breitbart @virome_girl · May 31
Flash flood warning at #**ASM2015** !

1 2

Paul Orwin @PMOrwin · May 31
Talk interrupted by flash flood warning! #**asm2015**

1

Thomas Sharpton @tjsharpton · May 31
Flash flood warning just went out #**ASM2015**.

1

Amer. Soc. Micro. @ASMicrobiology · May 31

"@22Manu90: @ASMicrobiology I stop by the journals booth and i liked the instructions for authors" Good luck with your submissions! #asm2015

2 View conversation



David Coil @davidacoil · May 31

Jennifer DeBruyn "Succession of Soil Microbial Communities below Decomposing Human Cadavers" #asm2015

1



Cameron Thrash @DrJCThrash · May 31

Reminder that I will be presenting @HensonMW_08 Gulf of Mexico high throughput cultivation poster tomorrow 1702, 12:30 #ASM2015

4 1



Noelle Bryan @nbryan5 · May 31

J. DeBruyn and succession of soil microbes below human cadavers. #asm2015

2 3



Paul Orwin @PMOrwin · May 31

All the way back, identical m1t1 strains cause different disease. Relates to mhc alleles - superantigens #ASM2015

1



Microbe_Mike @Microbe_Mike · May 31

Amazing talk on DNA selection and transformation in Campylobacters starting in 3-min in Balroom B. #ASM2015 #michiganmicrobiology

2 2



Chris @DrChrisKellogg · May 31

@ACasadevall1: If all male session proposed, requested a written explanation; 2015 result = reduced to 3 of 74 (4%) #ASM2015



Paul Orwin @PMOrwin · May 31

Back to my roots. Necrotizing infections by GAS #asm2015

1



Jenna Morgan Lang @jennomics · May 31

Who at #asm2015 works with Winogradsky Columns?

2 1



Brian Kvitko @KvitkoPhD · May 31

@VirusExplorer you definitely get your exercise session hopping #ASM2015

2 View conversation



Mya Breitbart @virome_girl · May 31

Sockett - Rounding up of prey cells weakens the prey cell wall and blocks secondary entry by a late-coming "cheeky"Bdellovibrio #ASM2015

1



Chris @DrChrisKellogg · May 31

.@ACasadevall1: Female speakers up at ASM general meeting from 20-30% to 44% in 2014; but ICAAC still male dominated #ASM2015

3 2



Cameron Thrash @DrJCThrash · May 31

That enterobacter was isolated by @kristenobacter lab , talk coming up at 1600 #ASM2015

1

Illumina @illumina · May 31

MB: retromobility, based on host replication and repair, is a very cool mech for genome plasticity #ASM2015

1



Currie-Lab Ants @Attacephalotes · May 31

.@BlakeBiotech sharing some great data on bioenergy research @jbei_ #asm2015 #LifeAfterDeath

Blake Simmons





2 2 View photo

Chris @DrChrisKellogg · May 31
.@ACasadevall1: Sessions organized by convener teams w/ at least one female convener have marked increase (72%) in female speakers #**ASM2015**

7 6

Anthony Basing @AnthonyBasing · May 31
There are an estimated 78million domestic cats in the United States. Really? #**ASM2015**

Victoria Pearson @VirusExplorer · May 31
Model indicates you should give 100% HAART treatment for first 6 weeks of HIV treatment and then drop the dose. #**ASM2015**

2

Tricia Van Laar @triciav83 · May 31
I'm having science envy...I wish I was at #**ASM2015**

3 6

Paul Orwin @PMOrwin · May 31
Integrases can be used for gene shuffling approach to generate new antibiotic candidates from pks clusters #**asm2015**

1

Anthony Basing @AnthonyBasing · May 31
Where is Toxoplasma in humans coming from? #**ASM2015**

2 1

Chris @DrChrisKellogg · May 31
.@ACasadevall1 heard persistent complaints about 'male only' sessions when he was on program committee for ASM general meeting #**ASM2015**

Cameron Thrash @DrJCThrash · May 31
Simmons describing a lignocellulolytic enterobacter that also can handle ionic liquid isolated from the jungle #bioprospecting #**asm2015**

2

Mya Breitbart @virome_girl · May 31
Interested in phage? Stop by Division M social tonight starting at 4:45 in room 242. My talk at 5:25 if you're not too burnt out! #**ASM2015**

3 2

Sara Blumer-Schuette @seblumer · May 31
Thanks to #asmjournals for an umbrella on this stormy #**asm2015** day!



3 View photo



SMK @SarahMicrobio · May 31
Coffee is an essential component of #**ASM2015**

4



Cassie Ettinger @casettron · May 31
John Zehr talking about how UCYN-A cyanobacteria expresses nitrogen fixation genes during the DAY... weird #**ASM2015**

2



Amer. Soc. Micro. @ASMicrobiology · May 31
Oppositio Presuritis. Opposing reviewer comments #ASMJournals #**ASM2015** #DiseasedScience keep 'em coming! Booth 200

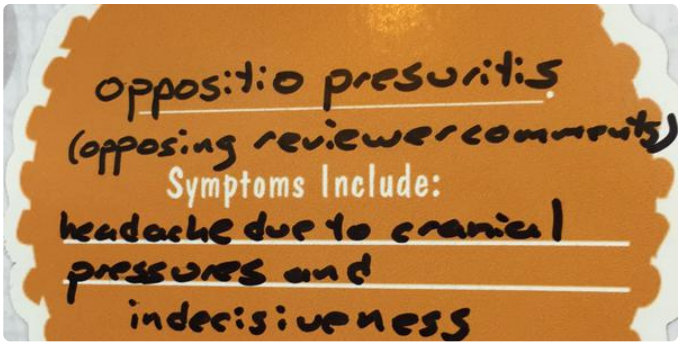

1 3 View photo

SpecificTechnologies @specific_tech · May 31
Having a great #**ASM2015** here at booth 268, right by the product theatre. Come by and learn how we do #IDinthebottle

1



Chris @DrChrisKellogg · May 31
Arturo Casadevall @ACasadevall1 is speaking about gender ratios of speakers at conferences #**ASM2015**

6 6

Joint Genome Inst. @doe_jgi · May 31
“We need a woman of color elected president of ASM:” Rita Colwell @UofMaryland #**ASM2015**, “that’s our challenge.”

3 3



sarah gw @dirtygeew · May 31
Simmons finding the needle in the needle stack ha awesome #**ASM2015**



Kat Tarasova @thetarasova · May 31
Certain bacteria in the mosquito hindgut inhibit Plasmodium development and infection #**asm2015** @falla_alejandra

6 7



Daan Speth @daanspeth · May 31
There's a sign language interpreter in this session. Awesome, but how do you do gene/mutant names? #**asm2015**

1



Chris @DrChrisKellogg · May 31
Colwell: Talked about the history of female presidents of ASM and ended talk with blank spot...for 1st woman of color #**ASM2015**



Joyce McBeth @biogeomicroblog · May 31
@bacteriality @kcwrighton I nominate you to chair that session Jeff, hahah! #ome-o-rama #**ASM2015**

1 View conversation



Brian Kvitko @KvitkoPhD · May 31
George Dimopoulos, screening for pathogen controlling microbes turns up

enterobacter and a diffusable anti-plasmodium compound #ASM2015



Trevor Charles @trevorcharles · May 31
Smith: in vivo re-assembly of 67 kb erythromycin pathway for combinatorial biosynthesis #ASM2015

1 2



Steph Neal Langel @science_cow · May 31
I am loving these tweets coming out of #ASM2015

> **Jenna Morgan Lang** @jennomics
> .@gilbertjacka: when we touch each other, we provide both comfort & microbes, and increased microbial sharing -> increased fitness #asm2015

Illumina @illumina · May 31
MB: mycobacterial inteins serve as regulatory sensors for oxygen & nitrogen species, which makes a lot of biological sense #ASM2015

2 1



Mya Breitbart @virome_girl · May 31
Damn - Bdellovibrio 4-hr time lapse video impressive! Don't mess with these tiny predators! #ASM2015

1 2



Jon Badalamenti @JonBadalamenti · May 31
Jonathan Zehr showing reduced cyanobacterial genome recovered from metagenome: lacks PSII, TCA cycle, grows symbiotically #asm2015

4 9



Cameron Thrash @DrJCThrash · May 31
Simmons- thermophillic communities can withstand high ionic strength solutions better than other communities #asm2015



Paul Wigley @DrWigley · May 31
The top fashion accessory for New Orleans this week #ASM2015 #ASMJournals



View photo



Jenna Morgan Lang @jennomics · May 31
Dimopolous has a culture collection of isolates from wild mosquito guts. Using them to screen for anti-pathogen activity in the lab #asm2015



Daan Speth @daanspeth · May 31
Bdellovibrio is such a cool bug #asm2015

1 1



Hilary Lappin-Scott @lappinscott · May 31
There's an almighty storm outside. Thunder so loud it's reaching into the cavernous #asm2015 conference rooms! May be here for a while. ..

3



Paul Orwin @PMOrwin · May 31
Very cool! Use different integrases w 2 and 4 nt sites to put together big pathways #asm2015

Microbiology @microbiology · May 31
Visiting #ASM2015? Visit Wiley at Stand 811, and sign up for your Microbiology eNewsletter and get a free Starbucks card worth $5!

1 7

Trevor Charles @trevorcharles · May 31
Smith: remodelling the actinorhodin pathway, using 4 different integrases, 2 with dinucleotide pair variants #ASM2015

Cameron Thrash @DrJCThrash · May 31
Simmons- I should point out that in biofuels, we know how to do things poorly very well #asm2015

2

sarah gw @dirtygeew · May 31
Blake Simmons-understanding how to break down lingo cellulose with microbes can lead to production of fossil fuel alternatives #ASM2015

Jenna Morgan Lang @jennomics · May 31
There's a happy hour at 4:45 at #asm2015? Where?

Kelley Nunez @kgwin1018 · May 31
YopH of Yersinia targets many proteins slp-76 from Tcells #ASM2015

1 1

Srijak Bhatnagar @srijakbhatnagar · May 31
Joanne Willey: giving students your old exams get you elevated you goddess status by them. Hahaha #ASM2015

1

Joyce McBeth @biogeomicroblog · May 31
Keep up all the great #asm2015 tweets tweeps! I'm enjoying the vicarious living, looks like a great conference!

Seth Bordenstein @Symbionticism · May 31
#ASM2015 Breathtaking phage genomic study by Hans Kang from @linsalrob lab featuring utility of PhiSpy program. ncbi.nlm.nih.gov/pmc/articles/P…

6 4

Trevor Charles @trevorcharles · May 31
Smith# multiplexing integrases for genome engineering, demonstrated orthogonality #ASM2015

Quartzy @Quartzy · May 31
If you didn't get to see Caleb present at #asm2015 we bet he'd be happy to hand you one of his #quartzycards !

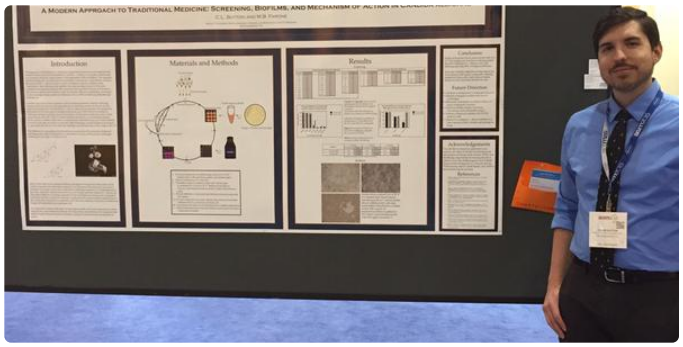

View photo

Paul Wigley @DrWigley · May 31
Th17 responses being cast as the inflammatory villain in several gut infection

models. Time to consider its protective role? #asm2015

2 2



Chris @DrChrisKellogg · May 31
Alice C. Evans, first female president of ASM nwhm.org/education-reso… #ASM2015

1



EJ @Twin285 · May 31
Learning from those at the forefront of Ebola care at #ASM2015. Instead of sharing my excitement, all my mom could say was "wear a mask"



Trevor Charles @trevorcharles · May 31
Smith: can be used to shuffle genes in pathway #asm2015 nb @JohnRHeil



Mya Breitbart @virome_girl · May 31
Sockett - many of the ESKAPE pathogens can be preyed on by Bdellovibrio - Bdellovibrio doesn't care about antibiotic resistance #ASM2015

1 1



Jonathan Klassen @KlassenLab · May 31
I love watching someone translate the Russian dolls session into sign language. Got to be a challenge! #ASM2015

2



Chris @DrChrisKellogg · May 31
Colwell: Telling story of Alice C. Evans, discoverer of tularemia & reason milk is now safe to drink, 1st female president of ASM #ASM2015

8 8



Cameron Thrash @DrJCThrash · May 31
BS touted the @jbei_ mantra that ethanol is for drinking, not driving #asm2015

2



Trevor Charles @trevorcharles · May 31
Maggie Smith: carotenoid pathway assembly as example #ASM2015

Illumina @illumina · May 31
Marlene Belford from @ualbany updates us on mobile introns, inteins, and genome plasticity #ASM2015

2



Cameron Thrash @DrJCThrash · May 31
Blake Simmons- lignocellulose is THE sustainable renewable carbon source #asm2015

1 2



Mya Breitbart @virome_girl · May 31
Sockett - Bdellovibrio to cure mushroom spoilage caused by pseudomonas, cool! #ASM2015



Trevor Charles @trevorcharles · May 31
Maggie Smith: ϕC31 integrase — very efficient in vitro assembly, directionality guided by 2 nucleotide overlap #ASM2015



Paul Orwin @PMOrwin · May 31
Integrases recognize flanking DNA not the cut site sequence so u can use integrases to assemble genes into pathway #ASM2015 tres cool



Mya Breitbart @virome_girl · May 31
Bdellovibrio have evolved to dine privately by invading, consuming, and replicating within resealed gram negative prey Sockett #ASM2015

2



Paul Wigley @DrWigley · May 31
Microbiota may directly reduce Campylobacter inflammatory damage. Would be interesting to assess role of TGF-B4 as in IL-10 ko. #**ASM2015**

3 1



CellPressNews @CellPressNews · May 31
Read about the anterograde-directed spread of neuroinvasive #viral infections #**ASM2015** ow.ly/NCxUA

2 2

Illumina @illumina · May 31
HK: tRNA presence matches codon usage bias of surr. genes for phage ID; integration into host tRNA sites promotes tRNA in phage #**ASM2015**

1



Larry Lynam @scopedbylarry · May 31
Definitely warrants an #**ASM2015** shout out!



Chris Pert Ⓥ @Thewildjuggler
Happy Birthday Julius Petri! Born today in 1852, German microbiologist who invented the Petri dish.
#science #biology

4 1



Paul Orwin @PMOrwin · May 31
Very nice clear description of phage integration rxn #**asm2015**



Mya Breitbart @virome_girl · May 31
Excited for Liz Sockett's talk to feed my fascination with Bdellovibrio #**ASM2015**



Geertje van Keulen @DrGvanK · May 31
Hear, hear! #WomenInSTEM trailblazer
“@elbrodie: Jo Handelsman with a great tribute to Rita Colwell at #**ASM2015** ”



1 View photo



Cameron Thrash @DrJCThrash · May 31
@JulesDeep is in a plaaaaane #**asm2015** good luck!

View conversation



Jeff Gralnick @bacteriality · May 31
Next year we need a session on the panmetamicroproteoexotransendome. It's the next big thing. #**ASM2015**

3 5



Maria Davis @mcd_611 · May 31
Joanne Willey: on problem based learninglearning to faciliate means answering questions with questions #PBL #**ASM2015**



Chris @DrChrisKellogg · May 31
Rita Colwell: "Just because you are a pawn, you don't have to lose the game" - underrepresented minority women session #**ASM2015**

1 2



Noelle Bryan @nbryan5 · May 31
Biofuels and Blake Simmons at the Life After Death symposium. #**ASM2015**



Paul Orwin @PMOrwin · May 31
Maggie smith from York (not hogwarts) talking about using integrases for synthetic biology #**ASM2015**



Chris @DrChrisKellogg · May 31
Advice in underrepresented minority women session: "Grab the broom of anger and drive off the beast of fear" - Zora Neale Hurston #**ASM2015**

1 2



Caleb Levar @celevar1 · May 31
Why is #sourbeer not on the list of environments in which yeast and LAB interact!? I feel betrayed. #**ASM2015**

3 3



Mya Breitbart @virome_girl · May 31
Tikhe - that Gamma92 phage (with the broad host range) looks like a myovirus to me, not a sipho. #**ASM2015**



Maria Davis @mcd_611 · May 31
Dr. John Roth: looks like directed mutations but its not #**ASM2015** on #naturalselection and genetic analysis



Aunica Kane @AunicaKane · May 31
Laura Camilleri: syntrophic relationships may not need to be equally beneficial for both partners #**ASM2015**

2 2



MarineBio3 @MarineGenomics · May 31
#metagenomics @WorldFusionUS: 'Live from #**ASM2015** going great! Busy!! Lots of i… , see more tweetedtimes.com/search/%23meta…



1 View photo



Amer. Soc. Micro. @ASMicrobiology · May 31
"@Shakeeraah: @ASMicrobiology thanks for the umbrella #asmjournals" Nice meeting you! Enjoy #**asm2015**

View conversation



Rob Edwards @linsalrob · May 31
@HanSuhKang presenting prophages perfectly at #**ASM2015**





View photo

Thomas Sharpton @tjsharpton · May 31
Hrm.... #**ASM2015** network problems, anyone

Jenna Morgan Lang @jennomics · May 31
I think we should push dinner at Acme Oyster House back to 7pm. @davidacoil @hhollandmoritz @casettron @tjsharpton @jennomics #**asm2015**

2

View conversation

Paul Orwin @PMOrwin · May 31
Now for something completely different (ht Monty Python) - natural product prospecting and discovery #**ASM2015**

2

the Winnower @theWinnower · May 31
Come by booth 10,000 at #**ASM2015** & we'll bribe you to publish with us. JK we aren't there, but now you know about us. thewinnower.com

1 2

Illumina @illumina · May 31
Hans Kang from @SDSU up next on PhiSpy: an algorithm for finding prophages #**ASM2015**

1

Illumina @illumina · May 31
JL: hsdS recomb systems have phenotypic effects incl. increased virulence and is a previously unrec. mech for epigenetic diversity #**ASM2015**

Fabian Rivera-Chávez @FabianRChavez · May 31
"Context is Everything" convener, the always sharply-dressed @VictorDiRita #**ASM2015**



3 1

View photo

Mya Breitbart @virome_girl · May 31
Loving these phage-insect stories from Tikhe, wasps, pea aphids, phage oh my! #**ASM2015**

1

Thomas Sharpton @tjsharpton · May 31
Given this, asked if L-histidine is required for L. reuteri to attenuate colitis #**ASM2015**

Zachary Prensky @Zackfoot · May 31
$AXDX clear favorite over Roche here at #**ASM2015**







1 1 View photo



Thomas Sharpton @tjsharpton · May 31
Colon injury was also reduced. Suspected the hdcA gene; knocking out gene resulted in less attenuation of disease #**ASM2015**

View conversation



Mya Breitbart @virome_girl · May 31
Tikhe - phage from gut of subterranean termite! #**ASM2015**

2



Jon Badalamenti @JonBadalamenti · May 31
Twice I've passed by the live #**asm2015** twitter feed, twice it's highlighting tweets from @DrJCThrash #asitshouldbe



Thomas Sharpton @tjsharpton · May 31
Gao found that adding L. reuteri 6475 attenuated colitis #**ASM2015**

1 1



Amer. Soc. Micro. @ASMicrobiology · May 31
Chronic missed the boatism 🚣🟫 Grant deadlines, published research. We've all been there. #DiseasedScience #**asm2015**

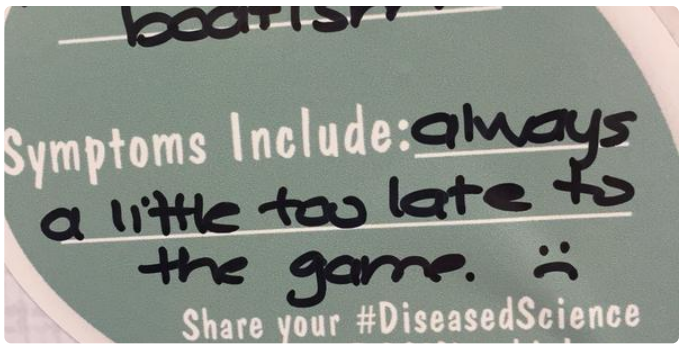

1 4 View photo



Victoria Pearson @VirusExplorer · May 31
Viral communities are structured by deterministic processes, but stochastic processes also impact them. Simon Anthony #**ASM2015**

1



Thomas Sharpton @tjsharpton · May 31
Gao used a trinitrobenzene sufolnic acid (TNBS) induced mouse model of colitis. Induces disease w/in two days #**ASM2015**



Javier Izquierdo @jizquierdotweet · May 31
Appropriately, @HofstraU 's Jo Willey just had us #pairandshare at the Next Gen Education symposium convened by @markowenmartin #**ASM2015**

1 5



Thomas Sharpton @tjsharpton · May 31
C. Gao: Attenuation of Colonic Inflammation and Inflammation-associated Colorectal Cancer by Probiotic LactoBacillus reuteri #**ASM2015**

2 4



Daan Speth @daanspeth · May 31
Methanococcus/desulfovibrio interactions by Laura Camilleri. Searching for genes spevific for coculture #**asm2015**

1 2



Mya Breitbart @virome_girl · May 31
Partida-Martinez - fungi require bacteria for sporulation & asexual reproduction, cool experimental system with lots of questions! #**ASM2015**

2

Brian Kvitko @KvitkoPhD · May 31
Carrie Shaffer. Ring - fused 2 pyridones block bacterial conjugation and agrobacterium transformation of plants #ASM2015

1 1

Larry Lynam @scopedbylarry · May 31
I don't like being the tallest person walking w umbrella in the Lightning so I will be back a bit late for #ASM2015



1 View photo

Chuck Pepe-Ranney @chuck_pr · May 31
Ditto @malladapted #asm2015

> **Mallory Choudoir** @malladapted
> Great poster @chuck_pr #ASM2015

Paul Orwin @PMOrwin · May 31
Nice model system for transfer of symbionts, see cooperation to attack plants, but also effects on fungal growth and reproduction #ASM2015

Steven Hecht @Profmicro · May 31
PBL- when my student evals say "we had to teach ourselves" and I say "you say that like it is a bad thing" #ASM2015

2 1

David Coil @davidacoil · May 31
Lewin making a good pitch for studying microbial communities *as communities*... still in culture but not isolates. #asm2015

3 3

Mya Breitbart @virome_girl · May 31
Success in culturing the fungal endosymbionts! Bacteria work with fungus to kill rice plants #ASM2015

3 2

Paul Orwin @PMOrwin · May 31
Kill bacteria, abrogate synthesis. Bacteria could be seen but not cultured...until now #asm2015 #yayoldschoolmicro

Hannah H-M @hhollandmoritz · May 31
.@jennomics Lewin is emphasizing the importance of using enrichments in studying microbial communities. Winogradskies come to mind. #ASM2015

1

Marcos de Moraes @mhdmoraes · May 31
Symbiotic bacteria increasing cellulase activity in endophytic fungi, great talk by @surt_lab at #ASM2015

1 1

MRIGlobal @MRIGlobal_News · May 31
Visit us @ASMicrobiology. We are in booth 128. #ASM2015

Illumina @illumina · May 31
Jing Li, Tsinghua Univ. on DNA inversions that lead to epigenetic mods in Strept pneumoniae, known for xtreme genomic plasticity #**ASM2015**

3 1

Paul Orwin @PMOrwin · May 31
Rhizoxin inhibitor of mitosis potential anti cancer drug from fungi, but no fungal pks genes, but bacterial ones there #**asm2015**

Sima Tokajian @STokajian · May 31
Amazing talk by #LaurentPoirel #**ASM2015**

Mallory Choudoir @malladapted · May 31
Great poster @chuck_pr #**ASM2015**

Megan Krusor @MKrusor · May 31
in situ dcmu experiments in little salt spring to demonstrate anoxygenic photosynthesis! #**ASM2015**

Cameron Thrash @DrJCThrash · May 31
Why all the #**asm2015** talks are booming.



7 12
View photo

Brian Kvitko @KvitkoPhD · May 31
Carrie Shafer, chemical biology to dissect T4SS assembly and translocation mechanisms #**ASM2015**

1 1

Thomas Sharpton @tjsharpton · May 31
Sun isolated fecal supernatent and found it was sufficient to reduce jejuni-induced mTOR response #**ASM2015**

2 1

David Coil @davidacoil · May 31
Lewin can tell a more compelling story since they did 16S, metagenomics, AND metatranscriptomics. #**asm2015**

6 3

Jerica Pitts @jpitts · May 31
Contact Lens Wearers May Have Different Eye Bacteria from @HealthDayEditor tiny.cc/zq7vyx #**ASM2015**

1

Bacteriophile @BugulaSymbio · May 31
Susan Merkel inspires me to be more thoughtful about teaching microbiology:just like science, teaching should be evidence-based #**ASM2015**



Thomas Sharpton @tjsharpton · May 31
Sun used culturing to identify specific microbiota that mediate these interactions. Anaerobic microbiota produced the phenotype #**ASM2015**



Sima Tokajian @STokajian · May 31
OXA-48 gene is part of a composite transposon...progenitor being Shewanella #**ASM2015**



Thomas Sharpton @tjsharpton · May 31
Microbiota also impacts C. jejuni-induced host response signaling pathways. Focused on mTOR response, others too? #**ASM2015**



Steven Hecht @Profmicro · May 31
Joanne Willey on talking less and teaching more #**ASM2015**



Jessie Myers @JessieMyers25 · May 31
New thoughts on electromicrobiology and consortia formation from DrShawn McGlynn. Maybe this influences algae-bacteria consortia? #**ASM2015**



Paul Orwin @PMOrwin · May 31
1/3 of world arid or semi-arid. Mention of CAM photosynthesis #**ASM2015** I know what that is b/c I am in a general biology dept!



Trevor Charles @trevorcharles · May 31
Roth: “Stress” should be banished from the vocabulary of microbiology #**ASM2015** Yes!



Diana Hernandez Ph.D @deray28 · May 31
OXA-48 Carnapenemase originated in Shewanella and has successfully been passed to other species by plasmid~Poirel #**ASM2015**



clotilde Teiling @chloe46037 · May 31
GL sequenced different time points with 16S rRNA method and analyzed her data using MOTHUR @PatSchloss #**ASM2015**

1



Jason Anthony Tetro @JATetro · May 31
All those at #**ASM2015** are in for a treat if the real thunderboomers are approaching. Been caught in a few of those over the years. #NOLA

1



Aunica Kane @AunicaKane · May 31
McGlynn: cell activity not related to distance from syntrophic partner; space b/w cells is redox active - direct e- transfer? #**ASM2015**

1



Thomas Sharpton @tjsharpton · May 31
Sun introduced microbiota into GF mice, then challenged / C. jejuni. Microbiota attenuated inflammation, but ! lumen colonization #**ASM2015**



CellPressNews @CellPressNews · May 31
Have you seen the latest @cellhostmicrobe special issue? Pick up your copy now at both 410! #**ASM2015** ow.ly/NCD3W



Paul Orwin @PMOrwin · May 31
Next talk dual face of endosymbiosis. Starts w a really nice diagram on centrality of endosymbiosis, role of fungi #**asm2015**

Illumina @illumina · May 31

Summary of JR's points...CSH Prospectives in Microbial Evolution (edited by Howard Ochman) #ASM2015

2



Mya Breitbart @virome_girl · May 31
Laila Partida-Martinez, dual face of endosymbiosis for fungi. Fungi are simultaneously hosts and symbionts #ASM2015

1 1



Steven Hecht @Profmicro · May 31
Would love to know more how to pull some of this off in large class #ASM2015



David Coil @davidacoil · May 31
Lewin doing long-term cellulose degradation enrichments. Both more efficient and hopefully less complex. #asm2015



Joseph McPhee @JoeBMcPhee · May 31
Based on the rolling thunder I keep hearing, the odds of me taking a stroll through the French Quarter after the talks is slim #asm2015



Thomas Sharpton @tjsharpton · May 31
Sun finds that gut inflammation due to C. jejuni infection differs in germ free mice compared to conventional #ASM2015



Aunica Kane @AunicaKane · May 31
Shawn McGlynn: using nanoSIMS + FISH to study syntrophy b/w ANME and SRB #ASM2015



clotilde Teiling @chloe46037 · May 31
Gina Lewin is telling us about microbial plant biomass degradation & leaf cutter ants contribution to C cycles. @Attacephalotes #ASM2015

1



Kelley Nunez @kgwin1018 · May 31
Type IV secretion systems of extracellular pathogens #asm2015



Thomas Sharpton @tjsharpton · May 31
Sun is curious about how the microbiota and host interact in response to C. jejuni infection #ASM2015



Brian Kvitko @KvitkoPhD · May 31
Should have brought a scooter #ASM2015

2



Steven Hecht @Profmicro · May 31
SUE says there is a group developing a force inventory for Micro #ASM2015



David Coil @davidacoil · May 31
Lewin showing cool assays for enriching for cellulose degrading microbes. #asm2015

2



Thomas Sharpton @tjsharpton · May 31
X. Sun on Microbiota Diminishes Campylobacter Jejuni Induced Intestinal Inflammation at #ASM2015



Paul Orwin @PMOrwin · May 31
@DrChrisKellogg @surt_lab my ignorance - is cellulase in fungal genome or bacterial? Or Is it just induced by bacteria #ASM2015

View conversation



Diana Hernandez Ph.D @deray28 · May 31
A. radioresistens source of Carnapenemase activity on A. baumannii ~Poirel #**ASM2015**



Daan Speth @daanspeth · May 31
SM shown heme stain of space between anme cells. Thinking of direct electron transfer to srb. @msmjetten #**asm2015**



Brian Kvitko @KvitkoPhD · May 31
Session jumping, as the skies open up again #**ASM2015**



Chris Lopez @micro_clopez · May 31
S.Karst norovirus uses a buddy system with commensal bacterial parts to promote infection #**ASM2015**



Hannah H-M @hhollandmoritz · May 31
Leaf-cutter ants are so cool. They farm fungus. #**ASM2015**



Chris @DrChrisKellogg · May 31
.@surt_lab: Highlights collaboration w/ Betsy Arnold for fungal-bacterial symbiosis work #**ASM2015**



Brian Kvitko @KvitkoPhD · May 31
Great talk by Dave Baltrus. Mutualism of fungi and bacterial endosymbionts. #**ASM2015**



David Coil @davidacoil · May 31
Lewin: "half-life of plant matter over a million years if we didn't have microbial digestors of cellulose and lignin". Cool. #**asm2015**



Jon Badalamenti @JonBadalamenti · May 31
I just heard a legit #BOOM #**asm2015**



Paul Orwin @PMOrwin · May 31
Luteibacter can't grow on its own in minimal medium, needs fungus. Maybe on the way to obligate symbiosis? #**asm2015**



David Coil @davidacoil · May 31
About to hear Gina Lewin talk about microbial communities in leaf cutter ant refuse dumps. #**asm2015**



Cameron Thrash @DrJCThrash · May 31
.@surt_lab - What is LB? Minimal media with ground up fungus #**ASM2015**



Hannah H-M @hhollandmoritz · May 31
Next up: Gina Lewin "Enrichment of Cellulolytic Microbial communities from Leaf-cutter Ant Refuse Dumps" #**ASM2015**



Chris @DrChrisKellogg · May 31
.@surt_lab: Fungus gets cellulase from bacterial symbionts, what do bacteria get out of deal? Improved growth (vitamins?) #**ASM2015**



Bill Haines @idpetition · May 31
@PMOrwin #**ASM2015** Hi, An optimism based on genetic literacy - The Bio/IT argument
idpetition.blogspot.com

View conversation



Mike Henson @HensonMW_08 · May 31
Love watching the #asm2015 hashtag for exciting new young microbiology tweeters to follow #openisbetter

1 1



Daan Speth @daanspeth · May 31
SM anme-srb distance or distance to aggregate surface doesn't impact activity. Maybe diffusion independent interaction? #asm2015

1



Cassie Ettinger @casettron · May 31
.@surt_lab Endohyphal bacterial symbionts appear to effect rates of fungal host decomposition of leaf tissue #ASM2015



clotilde Teiling @chloe46037 · May 31
LS has convinced us that cadavers are a living ecosystem with lots of animals involved in her study. #ASM2015



Jay T. Lennon @jaytlennon · May 31
@Symbionticism well, "smorgasbord" is appropriate word in this case. Nice talk today; fascinating work. @srbordenstein #ASM2015

View conversation



Thomas Sharpton @tjsharpton · May 31
Congrats, everyone. #ASM2015 is now trending on twitter.

9 18



Jon Badalamenti @JonBadalamenti · May 31
Shawn McGlynn: it's direct interspecies electron transfer, stupid #asm2015



Mari Miyamoto @marimiya_tky · May 31
Do you want some sweets? We have some chocolates at our booth and cool badges. Please come and get! #ASM2015



View photo



Srijak Bhatnagar @srijakbhatnagar · May 31
@surt_lab : bac enhances fungal ability to degrade dead plant matter #ASM2015



Sima Tokajian @STokajian · May 31
400 variants of OXA...75 out of which correspond to CHDLs #ASM2015



Cameron Thrash @DrJCThrash · May 31
Endofungal bacteria help with general decomposition rates. #ASM2015

2 1

Illumina @illumina · May 31
JR: Explaining three theories on how effects of stress produce muts without an incr. in the general mut rate. Interpretation is key #ASM2015

Paul Orwin @PMOrwin · May 31

Cellulase depends on symbionts doesn't matter if native or not. Ligninase activity is not dep on sum, but nonnative blocks? Weird #ASM2015

Stanley Maloy @Typhi · May 31
Under selection small effect mutations can exert stronger phenotype if gene is amplified - John Roth #asm2015

David Coil @davidacoil · May 31
@ericamhartmann So bummed I have to miss it! I have to talk to some reporters. I'll try to follow on Twitter. #asm2015
View conversation

Brian Kvitko @KvitkoPhD · May 31
Fungal endosymbionts confer cellulase activity but not non-native symbionts can interfere with fungal ligninase #ASM2015

Daan Speth @daanspeth · May 31
SM anme-srb growth is proportional taken as indication of co-respiration. Activity seems to be independent of aggregate structure #asm2015

Steven Hecht @Profmicro · May 31
Dr.Merkel noting you take these big concepts and use backwards design. #ASM2015

elizabeth kelly @libby_kelly · May 31
@Nicole_Narayan Sounds similar to bacterial invasion of water bodies,changing the ecosystem and water quality. oxygenation+moisture?#asm2015
View conversation

Cameron Thrash @DrJCThrash · May 31
Guess what? Cellulase activity goes away when you get rid of endofungal bugs. Bacteria >> fungi #ASM2015

Cassie Ettinger @casettron · May 31
.@surt_lab Removing endohyphal bacteria results in NO cellulase activity in fungal host; adding back bacteria brings activity back #asm2015

Srijak Bhatnagar @srijakbhatnagar · May 31
@surt_lab facultative endosymbiotic bac manipulate cellulose activity. #ASM2015

Sima Tokajian @STokajian · May 31
NDM-1 mainly in E. coli...main reservoir India, Bangladesh, Pakistan #ASM2015

Paul Orwin @PMOrwin · May 31
Competition and cross inoculation in fungi, look at change in activities #ASM2015

Seth Bordenstein @Symbionticism · May 31
@virome_girl @surt_lab if this blows up at #ASM2015, im so blaming Dave. How bout the world is a virus smorgasbord?
View conversation

Quartzy @Quartzy · May 31
Wondering what the orange envelopes are for? Come get your #quartzycards for #asm2015 at the Quartzy booth!





1 View photo

Kristi Frank @KristiLynnFrank · May 31
@KimInSingapore Are you at #**asm2015**? Would like to chat with you!

Cameron Thrash @DrJCThrash · May 31
The @surt_lab talk is a de facto tweet up. Sitting next to @DrChrisKellogg makes me redundant. #**ASM2015**

2 4

Trevor Charles @trevorcharles · May 31
Roth: Maybe stress is only a selective agent, pre-existing mutants improve #**ASM2015**

1

Srijak Bhatnagar @srijakbhatnagar · May 31
@surt_lab talking about bacteria in fungi #**ASM2015**

Erica Hartmann @ericamhartmann · May 31
.@davidacoil are you pumped for the #liveordead session tomorrow morning at #**ASM2015** ?

Sima Tokajian @STokajian · May 31
Class 1 integron the VIM and IMP association with resistance to other drugs #**ASM2015**

Seth Bordenstein @Symbionticism · May 31
Bacterial symbionts inside plant fungi do not have reduced genomes like those of bacterial symbionts in animal cells. @surt_lab #**ASM2015**

10 10

Paul Orwin @PMOrwin · May 31
Growing "axenic" fungi then add bacteria back to see what they r doing. Used to dose w antibiotics, now just grow on rich media #**asm2015**

1

Cassie Ettinger @casettron · May 31
.@surt_lab says that they don't see reduced genomes in their endohyphal bacteria and see facultative symbiosis #**asm2015**

Trevor Charles @trevorcharles · May 31
Roth: induced mutagenesis (Cairns-Foster) how does it arise? #**ASM2015**

Stanley Maloy @Typhi · May 31
Thought that polymorphisms are not stably maintained in haploids, but small effect mutations common (about 1/100) -John Roth #**asm2015**

1

Cameron Thrash @DrJCThrash · May 31
.@surt_lab - Growing fungi on rich media caused elimination of endofungal bacteria #**ASM2015**

1 4

Chris @DrChrisKellogg · May 31
.@surt_lab: Growing fungi on rich media results in 'axenic' cultures, without effort of antibiotic treatments to remove bacteria #**ASM2015**

1

Hilary Lappin-Scott @lappinscott · May 31
Merkel: what are ASM curriculum guidelines for the Microbiology community to engage? Range of key skills/competencies/lab skills #asm2015

1 1

Brian Kvitko @KvitkoPhD · May 31
Dave Baltrus. Fungi have a smorgasbord of facultative bacterial endosymbionts that look like their free-living cousins. #ASM2015

2 1

Victoria Pearson @VirusExplorer · May 31
"like Mardi Gras our beads reveal what normally goes unseen" #ASM2015

1

Daan Speth @daanspeth · May 31
SM how does size, shape, intermixing of anme-srb consortia affect bioenergetics of the process. Using 15NH4 nanoSIMS incorporation #asm2015

David Coil @davidacoil · May 31
Shift from human-associated bacteria to insect-associated and finally soil-associated taxa over time in decomposition. #asm2015

Cameron Thrash @DrJCThrash · May 31
.@surt_lab endofungal bacteria are not terribly different than their close environmental relatives #ASM2015

3

Mya Breitbart @virome_girl · May 31
Endohyphal bacteria in @surt_lab 's system don't have reduced genomes #ASM2015

1 1

Amer. Soc. Micro. @ASMicrobiology · May 31
#asm2015 Happy Hours give you a chance to mingle with speakers & fellow attendees; see you at 4:45pm in Lobby F! ^lp

1

Chris @DrChrisKellogg · May 31
.@surt_lab: No genome reduction in endohyphal bacteria; facultative symbiosis bc fungi and bacteria can both grow independently #ASM2015

Jenna Morgan Lang @jennomics · May 31
John Roth is way better than rotting bodies. (Sorry rotting body people). #asm2015

3

clotilde Teiling @chloe46037 · May 31
LH is trying to find patterns in bacteria communities once 'bloat and purge' occurs using qiime to look at 16S data. #ASM2015

Laura Hug @LAHug_ · May 31
Roth: emphasizing selection in lab ids preexisting mutants, it Does. Not. Cause. Them. Plus most are deleterious under selection. #ASM2015

1 2

David Coil @davidacoil · May 31
Interesting community succession microbial alpha diversity plots on cadavers. Lauren Smith. #asm2015

Mark O. Martin @markowenmartin · May 31
Carski Award winner Sue Merkel facilitates active learning at her session. #asm2015





2 4 View photo

Hannah H-M @hhollandmoritz · May 31
Smith sees a succession from insect-associated bacteria to soil-associated bacteria as decay occurs. #**asm2015**

Paul Orwin @PMOrwin · May 31
Finally made it to a talk #**asm2015**, cool bacteria living inside fungi from @surt_lab

1

Sima Tokajian @STokajian · May 31
Carbapenemases...South America main KPC reservoir #**ASM2015**

Illumina @illumina · May 31
John Roth from @ucdavis clarifying natural and "unnatural" selection, growth and mutations (and the rules of bact. engagement). #**ASM2015**

Daan Speth @daanspeth · May 31
Shawn McGlynn talking about sulfate dependent methane oxidation and how interactions affect the process #**asm2015**

1 1

Hannah H-M @hhollandmoritz · May 31
Smith: Can we predict time of death from the microbial succession? #**asm2015**

ASM @AUSSOCMIC · May 31
Calling all cloning gurus! I need another two of me so I can attend three concurrent sessions at #**asm2015**!

1

Mya Breitbart @virome_girl · May 31
Baltrus - trust me, there are bacteria within the fungal hyphae #**ASM2015**

2

Rob Edwards @linsalrob · May 31
John Roth: you can never get out of the swamp of natural selection #**ASM2015**

1

Hannah H-M @hhollandmoritz · May 31
Smith: Forensic entomologists have been looking at insect succession for years; time to apply this to microbes too. #**asm2015**

1

Amer. Soc. Micro. @ASMicrobiology · May 31
Glad we could help! Stay dry! #ASMJournals #**asm2015**

> **Lauren E. Gillies** @GilliesLE
> So happy I found the #asm2015 umbrellas! Thank you! #Nola

Chris @DrChrisKellogg · May 31
.@surt_lab: FISH microscopy to show bacteria inside endophytic fungal hyphae #**ASM2015**

1



Hilary Lappin-Scott @lappinscott · May 31
Merkel: considering reform in STEM education, we need to develop problems for our students to help them learn these skills #**asm2015**

1



clotilde Teiling @chloe46037 · May 31
Lauren Smith is teaching us on how they use flies and the growth of maggots to know the time of death. #**ASM2015**



Kristen DeAngelis @kristenobacter · May 31
Leschine lab talking Cphy at #**asm2015** ! @sueleschine @JesusAlvelo

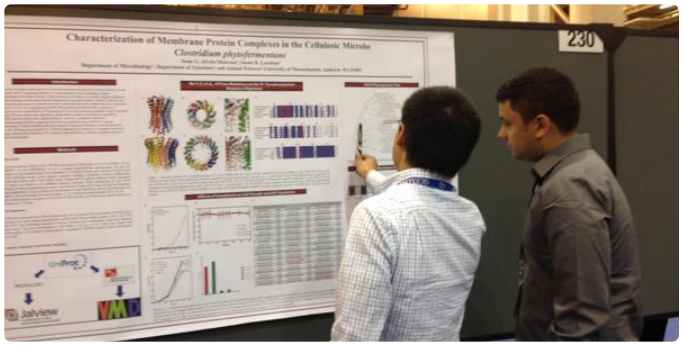

2 6 View photo



Hannah H-M @hhollandmoritz · May 31
Smith: Maggot growth model can be used to back-calculate how long it's been since time of death. #**ASM2015**



Trevor Charles @trevorcharles · May 31
John Roth: when you do bacterial genetics you've got to have selection #**ASM2015**

2



Kristen DeAngelis @kristenobacter · May 31
First talk in #**asm2015** Life after Death has an R rating. Decomposing cadavers are a dynamic ecosystem! Seriously tho, figures are graphic.

1 4



David Coil @davidacoil · May 31
Getting into a bit of forensic science in the Life After Death session. Curious if microbial succession is useful for this. #**asm2015**



Chris @DrChrisKellogg · May 31
.@surt_lab: bacterial symbionts of endophytic fungi & whether they alter fungal phenotypes (experiments to manipulate microbiomes) #**ASM2015**

1



Rob Edwards @linsalrob · May 31
Congratulations to John Roth for @ASMicrobiology life time achievement award #**ASM2015**

2 2



Chateau du Lac NOLA @ChateauDuLacWH · May 31
Send out Sunday in French style! #NOLAOysterFest #**ASM2015** #foodie





View photo

Illumina @illumina · May 31
Mobile DNA and genome plasticity session is up next at #**ASM2015**. Some great speakers ahead!

Ion Torrent @iontorrent · May 31
Miss #**ASM2015** Poster 375 on Microbial Pop. Diversity in Polymicrobial Samples by 16S Seq? Download FULL Poster oak.ctx.ly/r/33848

1

SGM Publishing @PublishingSGM · May 31
If you want more info on how to submit then go to mgen.sgmjournals.org . Otherwise hang on for the first articles in July! #**ASM2015** #MGen

CellPressNews @CellPressNews · May 31
Western lifestyle may limit the diversity of #bacteria in the #gut #**ASM2015** ow.ly/NCxM1

2 1

Agnieszka Piotrowska @apiotrowska4 · May 31
Presenting my poster was a thrilling experience! Thank you all for your interest #**ASM2015**

2

Jenna Morgan Lang @jennomics · May 31
Starting to question my decision to go to the decomposing human body session right after lunch. #**asm2015**

2 3

Dave Westenberg @GermJuggler · May 31
Excited about this @ASMicrobiology contest! Can't wait to see what my students can come up with! #**ASM2015**

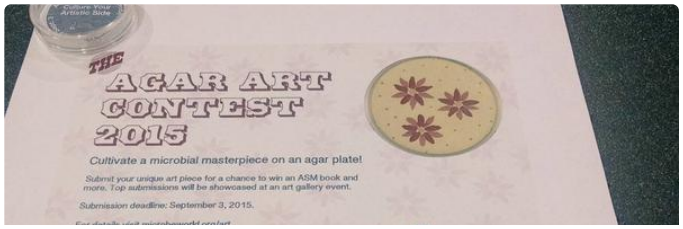



3 7 View photo

David Coil @davidacoil · May 31
First time I've ever seen an age warning on a microbiology talk. "The Living Dead" by Lauren Smith. #asm2015

1

Paula Welander @PaulaWelander · May 31
Attending an awesome session on photosynthetic microbes. #asm2015

1

Chris @DrChrisKellogg · May 31
.@surt_lab: Facultative bacterial symbionts of fungi shape phyllosphere diversity and function #ASM2015

1

David Coil @davidacoil · May 31
About to start watching the "Life After Death" session. What happens to microbial communities after death of host. #asm2015

1

Seth Bordenstein @Symbionticism · May 31
@Symbionticism: About to see a @surt_lab talk for the first time! Lucky. Room 239 Microbes in microbes #ASM2015

SGM Publishing @PublishingSGM · May 31
Really great to see so much interest and enthusiasm for our new journal Microbial Genomics at #ASM2015 #MGen

Eoin Brodie @elbrodie · May 31
For some of the latest work we are involved in - check out posters 261, 778, 2186, 2193, 2554 and 2555 at #ASM2015

1

Steven Hecht @Profmicro · May 31
Very interested as I am using the ASM LOs also #ASM2015

Symplur Hashtags @healthhashtags · May 31
Top Influencers of #asm2015: @asmicrobiology @gilbertjacka @scopedbylarry @symbionticism Real-time Analytics: bit.ly/1EHnjiT

1 2

Mya Breitbart @virome_girl · May 31
Microbes in microbes - @surt_lab up first! Room 239 #ASM2015

2 4

PLOS @PLOS · May 31
Drop by booth 122, ask “What’s the right PLOS Journal for my research?” and walk away with a @PLOS t-shirt. First 15 attendees. #ASM2015

4 4

Amer. Soc. Micro. @ASMicrobiology · May 31
“@scopedbylarry: I think my @asm umbrella is about to get put to use #ASM2015 ” great meeting you! Stay dry. #asm2015






View photo

Chuck Rice @cwrice · May 31
FEDERAL FUNDING OPPORTUNITIES BREAKFAST #asm2015
Sponsored by the Public and Scientific Affairs Board
Monday 8:00–9:00 a.m. Conv Ctr Rm 242

Steven Hecht @Profmicro · May 31
First up is Susan Merkel, the Carski award recipient. #ASM2015

Eoin Brodie @elbrodie · May 31
Jo Handelsman with a great tribute to Rita Colwell at #ASM2015



2 4

View photo

Larry Lynam @scopedbylarry · May 31
I think my @asm umbrella is about to get put to use #ASM2015





2

View photo

New England Biolabs @NEBiolabs · May 31
The 2015-16 NEB Catalog & TechRef is now available! Stop by #asm2015 booth 810 for a copy. neb.com/newcatalog



View photo

Amer. Soc. Micro. @ASMicrobiology · May 31
Hey #asm2015! You're invited to the #ASMCultures Lounge in Room 231, featuring prizes like this awesome tumbler! ^jj



6 1 View photo



Mark O. Martin @markowenmartin · May 31
10 minutes to Carski session! Gulp! Want to honor Sue. #**ASM2015**



1 View photo



Amer. Soc. Micro. @ASMicrobiology · May 31
Thanks for stopping by! #ASMJournals #**ASM2015**

> **Victoria Anikst** @vanikst
> Absolutely loving @ASMicrobiology and #ASMJournals!



Steven Hecht @Profmicro · May 31
Microbial supremacy guru @markowenmartin about to kick off Next-generation Micro. Ed session #**ASM2015**

2



Hilary Lappin-Scott @lappinscott · May 31
Sorry for slow response, so exciting and busy here! Great to engage with you, enjoyed it. Won't be at IPS #**ASM2015** 😕

> **Jason Anthony Tetro** @JATetro
> @lappinscott Thank you for engaging! I couldn't make ASM due to a book deadline so grateful for this. BTW, you in Liverpool in Sept for IPS?



kristindownie @kristindownie · May 31
not even at #**asm2015** and have new ideas for a ton of new experiments.... best part of Twitter right here, science idea generation!

5 7



Caleb Ruiz-Jiménez @crjcaleb · May 31
#**asm2015** #phdstudentlife #molecularimmunology #molecularimmunology instagram.com/p/3W2D51PUI7/



Dave Westenberg @GermJuggler · May 31
Got my #microbialsupremacy #microbling #**ASM2015** is officially underway. Thanks to @markowenmartin





1 2 View photo

Sam Diaz-Munoz @evolcoop · May 31
The social lives of viruses will be the topic of my Young Investigator talk today 3:45pm BallroomC #**ASM2015**

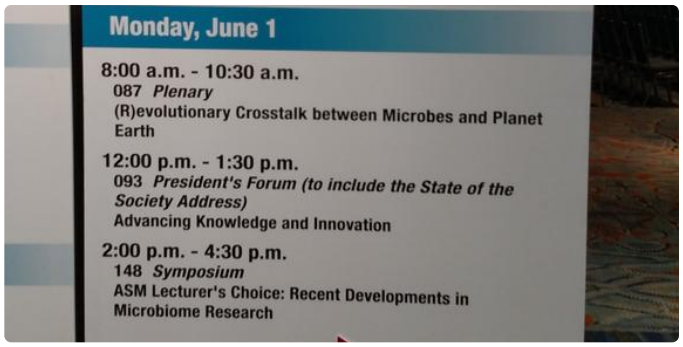

2 5 View photo

Caleb Ruiz-Jiménez @crjcaleb · May 31
Explicando el poster...
#**asm2015** #phdstudentlife #molecularimmunology #molecularimmunology
instagram.com/p/3W1_HlPUIw/

Caleb Ruiz-Jiménez @crjcaleb · May 31
Selfie en el poster! 😂
#**asm2015** #phdstudentlife #molecularimmunology #molecularimmunology
instagram.com/p/3W16vbvUIq/

1

Kendra Rumbaugh @KendraRumbaugh · May 31
Student Rebecca presenting her poster on ancient remedies for MRSA
#**asm2015**



3 9 View photo

Hologic @Hologic · May 31
At #**asm2015**? Visit booth 737 for a demo of the next dimension of automated molecular testing on the Panther system ow.ly/N1690

2

Amer. Soc. Micro. @ASMicrobiology · May 31
Scoopaltrea. Fear that your competitor will publish 1st & scoop you.
#DiseasedScience #**asm2015** #asmjournals booth 200

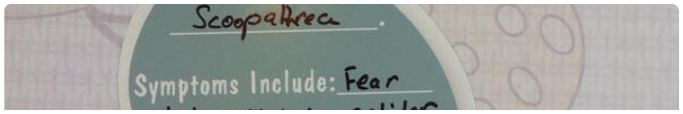

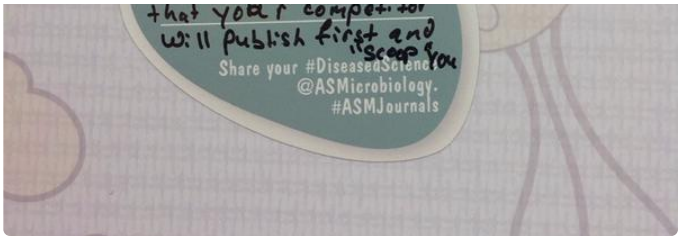

6 5 View photo

kristindownie @kristindownie · May 31
WOW RT @AmandaLynGunn: "There are new mutations from the virus in my eye compared to the virus in my blood."-Ian Crozier #Ebola #**ASM2015**

4 2

kristindownie @kristindownie · May 31
wait, as a signaling molec?! how cool! RT @srijakbhatnagar: Peroxide as a signaling molecule and indication of presence of pathogen #**ASM2015**

kristindownie @kristindownie · May 31
#Ebola RT @scopedbylarry: 10-15K west Africans are experiencing post-Ebola neuralgia #**ASM2015**

Amer. Soc. Micro. @ASMicrobiology · May 31
Need to send a fax or make a copy? Visit the UPS Store in the Lobby E. #**asm2015** ^lp

1

Kodjo Gyamfi-Brobbey @maccabees09 · May 31
#**ASM2015**

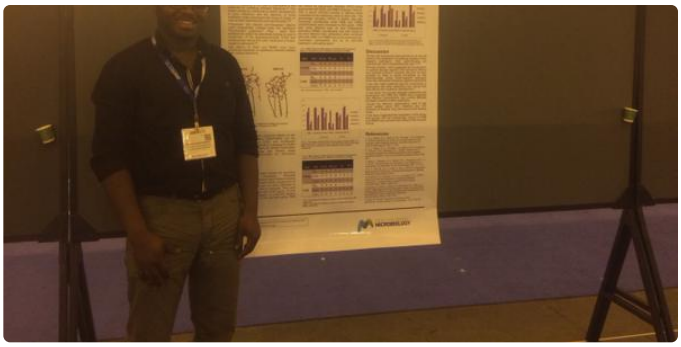

View photo

Hilary Lappin-Scott @lappinscott · May 31
Thanks Joe and great to meet up! #**ASM2015**

> **Joe James** @JoeTCJ
> Always wonderful to sit down with real mentors at #ASM2015. Had a nice time with the lovely @lappinscott (thx for the coffee!)

1

Erika Shugart @ErikaShugart · May 31
Thanks for the great questions and observations at the PowerPoint Rescue learning lab. If you need handouts let me know! #**ASM2015**

Rust Lab @mikerustlab · May 31
get ready for some single cell dynamics #**ASM2015**

1

CellPressNews @CellPressNews · May 31
Is #microbiology your way of life? Come to booth 410 for your pin and a chance to win an iPad mini! #**ASM2015**

1 1

Carmen Cordova @Carmeco123 · May 31
@NRDCscience WH budget 4 abx resistance doubled to $1.2B, concern over future of abx #**ASM2015** twitter.com/AmyMHz/status/…





View photo

Tori Holden @vih5014 · May 31
If you want to learn how K.pneumo siderophores impact dissemination, stop by my poster (168) til 5 pm today. #**ASM2015**

Tori Holden @vih5014 · May 31
I *meant* to tweet that my poster session was today at 10:45 am... Poster 168: K.pneumoniae, siderophores & dissemination #**ASM2015**

kristindownie @kristindownie · May 31
the #**asm2015** tweets make me feel like I'm at the meeting w/o the anxiety of trying to be in 2 sessions at once. keep up the great work!
1 5

Andy Larrea @AndyLarrea · May 31
If you are at #**ASM2015** come to the @PacBio booth. Easiest way to find us is to look for the labroots sign. We are right in front of them.
2

IScienceWriter @isciencewriter · May 31
Looking for systems for fast, accurate Gel and #Westernblot Imaging? Then come to @teamsyngene Booth 916 #**ASM2015** ow.ly/Ng5YK
1

Stanley Maloy @Typhi · May 31
From human to plant health, If you missed it live, check out ASMLive #**asm2015** videos later on microbeworld.org/asmlive
9 2

Austen Terwilliger @AustenLeeT · May 31
Thank you @ASMicrobiology for screening the @scienceaces video! It was a great experience. #**ASM2015** #Microbiome





View photo
5 4

Luminex @Luminex · May 31
Have you seen ARIES yet? Stop by 719 at #**ASM2015** and pick up a footprint flier for your lab! hubs.ly/y0RCnp0



1 4 View photo

Amer. Soc. Micro. @ASMicrobiology · May 31
Check out “Mobile DNA III” from editor in chief & #asm2015 Convener (Mobile DNA & Genome Plasticity) Nancy Craig! ASM Press Bookstore ^lp

2 1

Laura Camilleri @LC_EnvMicro · May 31
My talk is at 230pm in metabolism in microbial symbioses in 271 #ASM2015

2

CellPressNews @CellPressNews · May 31
Moving right along - the positioning of #bacterial #chemoreceptors #ASM2015 ow.ly/NCwhR

1 1

Larry Lynam @scopedbylarry · May 31
I highly recommend a visit to the History of Microbiology posters. Learned some fun stories today. #ASM2015



7 9 View photo

Burne Lab UF @BurneLabUF · May 31
Zachary Moye presenting on importance of carbohydrates in competence development in S. mutans at #ASM2015

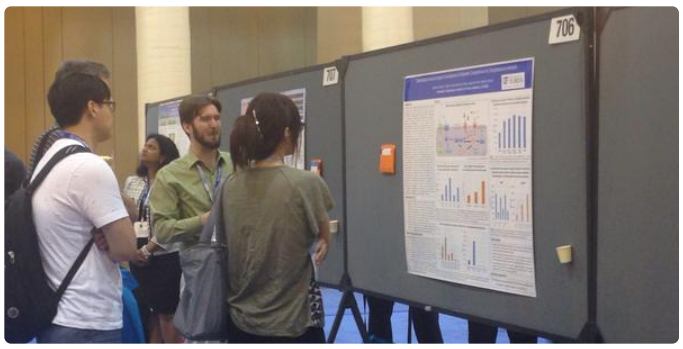

1 1 View photo

Hologic @Hologic · May 31
Delivering the combination of proven clinical performance and workflow automation, visit us in booth 737 #ASM2015 ow.ly/N15D6

2

bioMérieux Inc. @biomerieux_inc · May 31
The ability to run multiple rapid diagnostics tests at once saves lives. Visit #ASM2015 booth 645 @BioFireDX

#ASM2015 booth 645 @BioFireDX

2

Olympus Life Science @OlympusLifeSci · May 31
Come see us at Booth 346 if your'e in town for #asm2015! More info - bit.ly/1GdXuxX

1

kristindownie @kristindownie · May 31
viruses rule your life, you just don't know it MT @Profmicro: In ocean ~about 10 viruses/cell. But outside ocean we are clueless #ASM2015

1 1

Ion Torrent @iontorrent · May 31
#ASM2015 App note: BACTERIAL TYPING USING THE ION PGM™ SYSTEM AND RIDOM® SEQSPHERE+ SOFTWARE
oak.ctx.ly/r/337sh

1

IMMY @IMMY_tweets · May 31
Come see us at booth 852 and get some cool(er) beads #ASM2015



1

View photo

DeNovix Inc. @DeNovix · May 31
Hey #asm2015 swing by booth 758 and see the worlds first microvolume spectrometer fluorometer combo!



2 3

View photo

Mari Miyamoto @marimiya_tky · May 31
We are doing the new OTU clustering module demo at the booth 725! Please stop by our booth. #asm2015



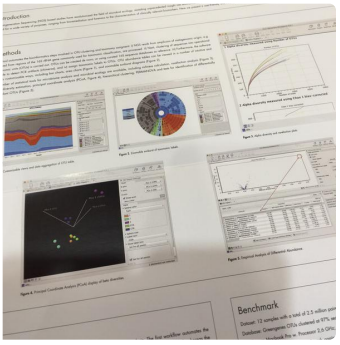

3 3

View photo

Maggie Smith @MaggieCMSmith · May 31
Just caught up with @SocGenMicro booth at #**ASM2015**. Session today on metabolic pathway engineering.

2

Frederick M @FrederickMEAGSR · May 31
14th Asia Security Summit #**ASM2015** – @IISS_org the Shangri-La Dialogue #SLD15: speech by @FedericaMog/@eu_eeas youtu.be/MCqgB6DvS0c

Joseph McPhee @JoeBMcPhee · May 31
Talking space microbiology at #**asm2015** #Awesome @RyersonSSEP



View photo

kristindownie @kristindownie · May 31
very cholera-like MT @scopedbylarry: 10 liners of diarrhea/day in Ebola patients, as body tries to heal itself. #**asm2015** Redefines copious

Retrovirology @Retrovirology · May 31
Hey New Orleans, we're in you! Are you at #**ASM2015**? Come check us out at booth 204! springer.com/life+sciences/…

Katie Wright @katie_wright001 · May 31
George presenting his work on biofilms from diabetic foot infections #**ASM2015**



2 6

View photo

UVP LLC @UVPBioImaging · May 31
#**ASM2015** stop by UVP Analytik Jena booth 247 to guess the number of spin filter columns



2

View photo

Accelerate @AXDXNews · May 31
Stop by our #**asm2015** booth for a hot cappuccino or a cool bottle of water! @ASMicrobiology



1

View photo

T2 Biosystems @T2Bio · May 31
Are you in New Orleans for #**ASM2015**? Meet us at booth #123 to learn about how our panel is identifying #sepsis pathogens in hours vs. days.

1

nathan reading @nathanr999 · May 31
Interested in molecular detection of enteric pathogens? Go see Serosep on booth 155 at #**ASM2015** #serosep

2 1

Amer. Soc. Micro. @ASMicrobiology · May 31
#**asm2015** poster presenters, tell us about your poster science! Don't forget to include your presentation number. ^lp

1

Nicole Marie @Nicole_Colon11 · May 31
@ASMicrobiology #asmjournals Thank you for the umbrella. #**ASM2015** #microlove #microbiology

1 1

Erica Siebrasse @ericasieb · May 31
@ASBMB is in booth #119 at #**ASM2015**. Come by to learn about the Journal of Bio Chem and the society!



3 1

View photo

sarah gw @dirtygeew · May 31
Just presented my poster #**ASM2015** funded by @lets_experiment #coraldisease

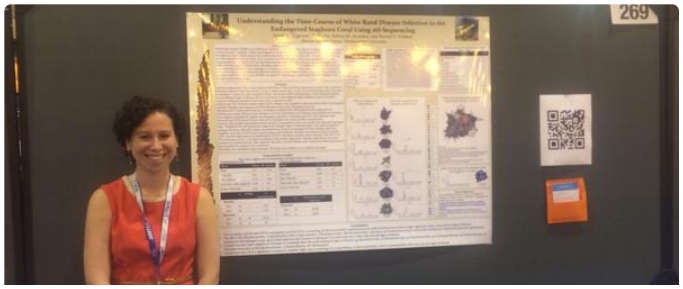



3 10 View photo

Lauren Kodroff @lkodroff · May 31
Finally!! A pipette that's right for me! 👩🏻‍🔬 🧪 #girlswithtoys #**asm2015** instagram.com/p/3Wtl5jEtof/

1

CellPressNews @CellPressNews · May 31
Your copy of Cell Selections: #CRISPR/Cas9 is waiting for you at Cell Press booth 410! #**ASM2015** ow.ly/NCCMd

2 1

Mike Henson @HensonMW_08 · May 31
Check out poster 779 for some awesome work by H. Lavender and the Christner lab on microbiology of rain #**asm2015**



Noelle Bryan @nbryan5
Stop by 779 to see H. Lavender represent the Christner lab #asm2015

1

Frontiers Microbiol @FrontMicrobiol · May 31
The @FrontiersIn booth is ready to go! Come check out our beautiful new flyers (& grab some chocolate too!) #**ASM2015**



6 1 View photo

Hologic @Hologic · May 31
Demos of the next dimension of automated molecular testing on Panther system in booth 737 at #**ASM2015** ow.ly/N15D4

2 1

Inst Genome Sciences @GenomeScience · May 31
Stop by booth 776 to learn about our sequencing and analysis services. Win free @PacBio sequencing: pacb.com/smrtgrant #**ASM2015**

5 2

kristindownie @kristindownie · May 31
thank you @ACasadevall1! MT @ASMicrobiology: Percentage of women speakers at ASM Gen Meeting is on the rise! Casadevall's impact! #**asm2015**

6 3

Noelle Bryan @nbryan5 · May 31
Stop by 779 to see H. Lavender represent the Christner lab #**asm2015**

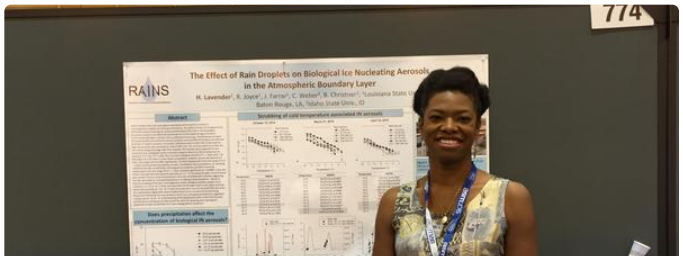



1 1 View photo



Mike Henson @HensonMW_08 · May 31
. @GilliesLE nice! Hawaii is good but busy today is our first day off so we are going to north shore. Enjoying #**asm2015** yet and NOLA?

View conversation



Chelsey VanDrisse @cv_drissie · May 31
Go check out my @ASMicrobiology outstanding student poster. In alpha order, so Im the very last! #**asm2015** #UGAasmNOLA

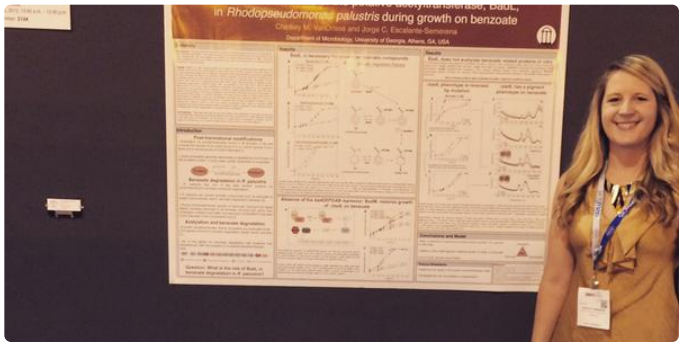

4 5 View photo



Diana Hernandez Ph.D @deray28 · May 31
Dear poster presenters at #**ASM2015** of you drop push pins pick them up. It really hurts to step on them wearing sandals.



Joe James @JoeTCJ · May 31
Always wonderful to sit down with real mentors at #**ASM2015**. Had a nice time with the lovely @lappinscott (thx for the coffee!)

2 4



Stephanie Taylor @smile_steph · May 31
Learning about new technology AND free lunch?! My inner college student self is pleased. #**ASM2015**

3



Pacific Biosciences @PacBio · May 31
Enter our SMRTest Microbe Grant Program for a chance to win PacBio sequencing @GenomeScience pacb.com/smrtgrant #**ASM2015**

3 5



Pacific Biosciences @PacBio · May 31
#**ASM2015** attendees can leave their mark at booth 764, stop by!



4 2 View photo



Steven Pergam @PergamIC · May 31
Appreciate all the updates from those at #**ASM2015** - great to hear about essence of talks without being there.

2



Cassie Ettinger @casettron · May 31
@Nicole_Narayan when are you presenting? #**asm2015**



Lauren E. Gillies @GilliesLE · May 31
So happy I found the #**asm2015** umbrellas! Thank you! #Nola
2 1

Joint Genome Inst. @doe_jgi · May 31
At 12:30PM Division R poster session, check out work by Kyaw et al on #genomic analyses of Colwella strains. Exhibit Hall E #**ASM2015**

Amer. Soc. Micro. @ASMicrobiology · May 31
Visit ASM in booth 501 to learn about our global efforts to advance microbiology. #**asm2015** ^lp
2 1



Daniel Eiras @daniel_eiras · May 31
Great #asmjournals at #**asm2015**! @asmicrobiology
1

Ion Torrent @iontorrent · May 31
#**ASM2015** Poster #607 Phenylalanine Metabolic Disorder Alters the Gut Microbiome. Check in with the author now!



Jenna Morgan Lang @jennomics · May 31
Heading to Wood Bistro Pizza Bistro and Taphouse for lunch at #**ASM2015**
1



Jonathan Jacobs @bioinformer · May 31
Postdoctoral Research Associate in #bioinformatics, microbial #forensics & #biosurveillance. Details @MRIGlobal_News / Booth 128. #**ASM2015**
4



Sima Tokajian @STokajian · May 31
Learning Lab..Flow of Infirmation #**ASM2015**

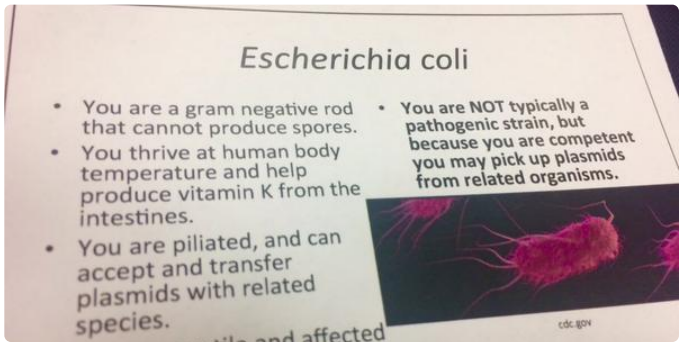

1 View photo



Noelle Bryan @nbryan5 · May 31
Enjoying the am poster session #**asm2015**
2 2

CellPressNews @CellPressNews · May 31
Forward and reverse #genetic analysis of #Chlamydia #**ASM2015** ow.ly/NCwbM
1 1

Hologic @Hologic · May 31
Learn about the latest virology assays in development. Stop by Booth 737 #**ASM2015** ow.ly/N15Wh
1

AAAS MemberCentral @AAASmember · May 31
In #NewOrleans for #**asm2015** call by Science/AAAS booth 825 for a free copy of @sciencemagazine
1



Olivia Mason @OUMasonJar · May 31
@markowenmartin #MicrobialSupremacy #**asm2015**



3 4 View photo



David Coil @davidacoil · May 31
MOLE-BLAST is going to be very useful to me for first-pass screening of sequenced isolates that are actually mini-metagenomes. #**asm2015**

3 3

Luminex @Luminex · May 31
Come hang out with Luminex at #**ASM2015**, booth 719, & see MAGPIX—our simple, compact multiplexing solution. hubs.ly/y0RCng0

3

bioMérieux Inc. @biomerieux_inc · May 31
Take the #MyRoleMatters pledge at #**asm2015**, @biomerieux_inc booth #537. myrolematters.com



2 2 View photo

PLOS Blogs @PLOSBlogs · May 31
First 25 attendees to come to booth 122 and say “I heart microbes” get a @PLOS USB flash drive #**ASM2015**



Sima Tokajian @STokajian · May 31
Are you aware of NCBI's recent prokaryotic re-annotation?? #**ASM2015**



Liang Ge @geliang999 · May 31
Did you know you could win a fee reg. to the all-new ASM Microbe 2016 today? Stop by the ASM booth (#501) #**asm2015**





1 1 View photo

Chris Lopez @micro_clopez · May 31
@FabianRChavez knows how to draw a crowd at poster 179 #ASM2015

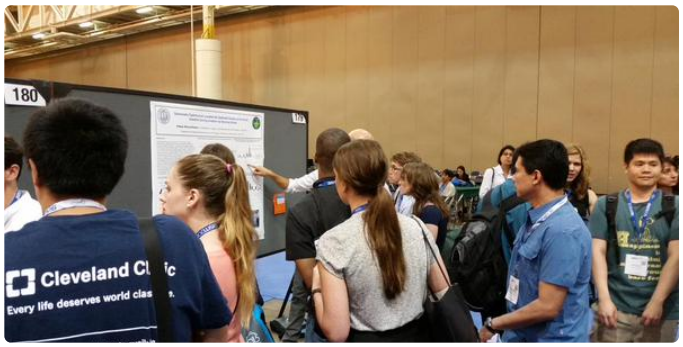

2 1 View photo

Hannah H-M @hhollandmoritz · May 31
@hhollandmoritz Of course, he brings up errors as soon as I do this... #ASM2015
View conversation

Caleb Ruiz-Jiménez @crjcaleb · May 31
#asm2015 #phdstudentlife #neworleans2015 instagram.com/p/3WpWa2PUJ7/

Hannah H-M @hhollandmoritz · May 31
Quick first attempt to use MOLE-BLAST and I got this error. :(#ASM2015

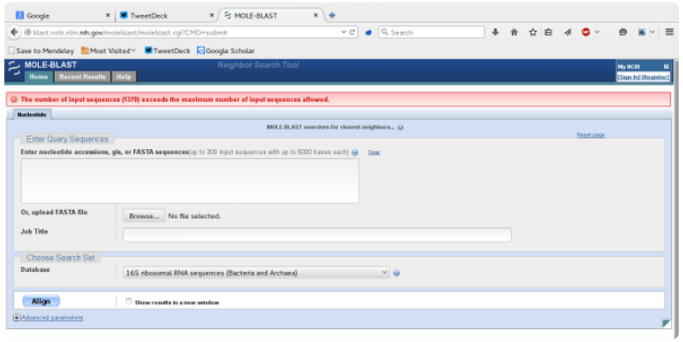

View photo

World Fusion @WorldFusionUS · May 31
Live from #ASM2015 going great! Busy!! Lots of interest in #metagenomics come to booth 964! Win software license!



View photo

Jason Anthony Tetro @JATetro · May 31
@crjcaleb That's brilliant work! The suppressive effects of F. hepatica are wider than we thought. Thanks for sharing! #ASM2015
View conversation

Ion Torrent @iontorrent · May 31
Check it out now #ASM2015 Poster #609 The Gut Microbiomes of Captive Rhesus Macaques with Bacterial Colitis & Gluten-sensitive Enteropathy

T&F Bioscience @tandfbiosci · May 31
FIRST DAY of exhibits! Visit us at #**ASM2015** in booth 105! Also, explore and buy bioscience books at our imprint @CRCPress (107)! #ASM

1

MO BIO Laboratories @mobio · May 31
We have coffee, bags & samples. Come by booth 937 at #**asm2015** for all your MO BIO needs!



1 View photo

Sima Tokajian @STokajian · May 31
Mole-BLAST #**ASM2015**

Choose a type of specialized search (or database name in parentheses.)

- Make specific primers with **Primer-BLAST**
- Cluster multiple sequences together with their database neighbors using **MOLE-BLAST**
- Find **conserved domains** in your sequence (cds)
- Find sequences with similar **conserved domain architecture** (cdart)
- Search sequences that have **gene expression profiles** (GEO)
- Search **immunoglobulins and T cell receptor sequences** (IgBLAST)
- Screen sequence for **vector contamination** (vecscreen)
- **Align** two (or more) sequences using BLAST (bl2seq)
- Search **protein** or **nucleotide** targets in PubChem BioAssay
- Search **SRA by experiment**
- Constraint Based Protein **Multiple Alignment Tool**
- Needleman-Wunsch **Global Sequence Alignment Tool**
- Search **RefSeqGene**
- Search **trace archives**

2 2 View photo

Caleb Ruiz-Jiménez @crjcaleb · May 31
#**asm2015** #phdstudentlife #posterpresentation #neworleans2015 #inflammation #molecularimmunology instagram.com/p/3WoyVYPUIE/

1

Jenna Morgan Lang @jennomics · May 31
Create a custom database on the fly by using an "Entrez query". There's a YouTube video for that! youtube.com/watch?v=OC74-D… #**asm2015**

2 1

Jason Anthony Tetro @JATetro · May 31
"@Twin285: "Scientists like to do it on the bench" -sayings from #**ASM2015**"
Truth! Just be careful of the butt, er, bunsen burner.
1
View conversation

Microbiome @MicrobiomeJ · May 31
Are you at #**ASM2015**? Come check us out at booth 204! @BioMedCentral @SpringerSBM springer.com/life+sciences/…
1

Max Voegler @voeglerm · May 31
@ResearchGermany lunch talk at #**ASM2015** happening now in room 239



View photo

Sima Tokajian @STokajian · May 31
Mole-Blast add sequences up to 300...multiple sew alignment..search and pulls in related sequences #**ASM2015**
1

EJ @Twin285 · May 31
"Scientists like to do it on the bench" -sayings from #**ASM2015**
4
5

Jenna Morgan Lang @jennomics · May 31
"MOLE-BLAST" will take a fasta file, find related sequences, build an MSA, and build a tree. #**asm2015** blast.ncbi.nlm.nih.gov/moleblast/mole…
5
5

Max Voegler @voeglerm · May 31
Come visit @ResearchGermany at #**ASM2015** booth 973
3

David Coil @davidacoil · May 31
Learning about MOLE-Blast: pulls closely related sequences, clusters, aligns and builds a tree from fasta seqs. Going to try that! #**asm2015**
1
1

Brian Kvitko @KvitkoPhD · May 31
Having fun explaining the plant immune system #**ASM2015**

Jenna Morgan Lang @jennomics · May 31
Use "Targeted Loci BLAST" to search for specific markers in NCBI. #**asm2015**
2
2

David Coil @davidacoil · May 31
I didn't even know that NCBI had a curated 16S database! #**asm2015**
1

Jason Anthony Tetro @JATetro · May 31
@AmandaLynGunn Without a doubt Treponema palladium should be limited to method actors. #**ASM2015**
1
View conversation

Jason Anthony Tetro @JATetro · May 31
People wearing contacts have eye microbes more similar to skin. Makes sense? Also, immune privilege may help Strep stick around.

#ASM2015

2 1

Laura Hug @LAHug_ · May 31
Finally found (and met!) @markowenmartin with bonus #MicrobialSupremacy swag! #**ASM2015**



1 2 View photo

Liang Ge @geliang999 · May 31
Stop by the Advance with ASM booth (#501) to color your own postcard! #**ASM2015**



1 2 View photo

Ada Hagan @adahagan · May 31
Interested in #sciencewriting and at #**asm2015** ? Check out @LabRoots for a great opportunity!

1

Jenna Morgan Lang @jennomics · May 31
OMG. Kill me NCBI #**asm2015**

1

MicrobeWorld @MicrobeWorld · May 31
"Oral health can effect the rest of the microbiome" Stephanie Momeni. microbeworld.org/asmlive Ask your questions using #asmlive #**asm2015**

6 5

David Coil @davidacoil · May 31
I have to admit that it's nice to see that NCBI seems cognizant of the fact that not all their tools and data are easy. #**asm2015**

1

Amanda Lyn Gunn @AmandaLynGunn · May 31
Looking to practice your bacteria impersonation before My Favorite Microbe? You might have a chance during Flow of Info! #**ASM2015**

1

Currie-Lab Ants @Attacephalotes · May 31
Come visit Gaspar's poster today at #**asm2015**!! Mutualistic defense in fungus-farming ants. #symbiosis





5 5 View photo



Jenna Morgan Lang @jennomics · May 31
The BLAST tool workshop is just about as painful as BLAST itself so far. #**asm2015**

2 5



Bacteriophile @BugulaSymbio · May 31
My @RandolphMacon students are rockin' the #**asm2015** poster session. So proud!

1



Amanda Lyn Gunn @AmandaLynGunn · May 31
Need a break from sitting down at #**ASM2015**? Drop by 255 to check out my Learning Lab at 12:15.

1

ASM Newsroom @ASMnewsroom · May 31
Tweet your questions with hashtag #asmlive to join the conversation. Watch live at bit.ly/asmlive8 #**ASM2015**



3 View photo



elizabeth kelly @libby_kelly · May 31
"@Nicole_Narayan: Contact lens wearers have different eye microbiome- more similar to skin.That doesn't freak me out at all... #**asm2015**" wow

3 3 View conversation

CellPressNews @CellPressNews · May 31
Wear the pin to win! Stop by booth 410 for your #microbiology pin and a chance to win an iPad mini #**ASM2015**

2 1



Eric Topol @EricTopol · May 31
How contact lenses change the eye #microbiome bit.ly/1JbPvlv bit.ly/1ByJqrv @ASMicrobiology #**ASM2015**

NYU Langone Medical



76 36 View photo

Hologic @Hologic · May 31
Learn about the only FDA-approved qualitative assay for HIV-1 RNA. Booth 737 #**ASM2015**. ow.ly/N15CS

2

Kent Wilson @Kent_Wilson_ · May 31
#**ASM2015** who's excited to see some H. Pylori T4SS at Dr. @CLShafferPhD of @VanderbiltU 2:30 @ASMicrobiology presentation #Microbiology

Sima Tokajian @STokajian · May 31
A Blast Tool for Microbiologists #**ASM2015**

microBIO @microBIOblog · May 31
@ASMicrobiology #**asm2015** Follow at 20:00 h GMT a new class of virology by Twitter with hashtag #microMOOC (in spanish)

1

EJ @Twin285 · May 31
GOT A MICROPIPETTE PEN AND MY LIFE IS COMPLETE #**ASM2015** #ImSuchAnUndergrad

Jon Badalamenti @JonBadalamenti · May 31
Great to finally meet @daanspeth @ben_roller aka more cool kids doing @PacBio #**asm2015**

3

IScienceWriter @isciencewriter · May 31
On @TeamSynbiosis booth 902 #**ASM2015** new software for rapid AST measurement #antibiotic sensitivity prediction #AMR ow.ly/MVVOu

IScienceWriter @isciencewriter · May 31
Looking for systems for fast, accurate Gel and #Westernblot Imaging? Then come to @teamsyngene Booth 916 #**ASM2015** ow.ly/NtRgD

Hologic @Hologic · May 31
Are you attending #**asm2015**? Do not miss the chance to see our advanced automation platform on booth 737. ow.ly/N15CR

2

Brett Froelich @DrBrettFroelich · May 31
Career options in Germany. . Looking forward to this session. #**ASM2015**

Amer. Soc. Micro. @ASMicrobiology · May 31
The Steering Committee will give an overview of ASM Microbe 2016 @ 5:00pm in Mtg Room 239. Refreshments & door prizes included! #**asm2015** ^lp

Amer. Soc. Micro. @ASMicrobiology · May 31
Great meeting @markowenmartin at #**ASM2015**! So much #MicrobialSwag! Stop by booth 200 to get a #DiseasedScience poster



View photo

4 6

CLC bio @CLCbio · May 31
If you can find us - you'll get one #**ASM2015** #booth371 #kissmeimabioinformatician #qiagenbioinformatics



6 4 View photo

Ion Torrent @iontorrent · May 31
Beginning soon! #**ASM2015** Poster 864 presentation: Microbial Community Composition & Inferred Functional Profiles in Cadaver Decomposition...

1

Hologic @Hologic · May 31
Check out how Hologic blends engineering with science! See you in booth 737 at #**ASM2015** ow.ly/N15D1



3 1 View photo

Syngene @TeamSyngene · May 31
Looking for systems for fast, accurate Gel and #Westernblot Imaging? Then come to @teamsyngene Booth 916 #**ASM2015** ow.ly/NtRgD

BrandTech Scientific @BrandTech · May 31
Come to our booth to SPIN to WIN! #Brandtech booth 664 at #**ASM2015**!

1

Brian Kvitko @KvitkoPhD · May 31
#**ASM2015** I like to linger around instead of in front of my poster. I think people get scared off by over attentive poster presenters

Dana Berry @DanaBerryBMC · May 31
We're here! We're here! #**ASM2015**

1

Tim Donohue @TimDonohue1283 · May 31
#**asm2015** opening session

1 View photo

Jason Anthony Tetro @JATetro · May 31
@CellPressNews Wonder if seeding with vaginal liquid-soaked gauze will come up. #**ASM2015**

View conversation

Jon Badalamenti @JonBadalamenti · May 31



Is that Steve Zinder and @SyntrophySieber I see checking out the #bondlab wall of Geobacter posters?! #BOOM #**asm2015**

2



Pacific Biosciences @PacBio · May 31

MT @AndyLarrea: Visit PacBio bth 764 show us what you'll discover w SMRT Sequencing - pacb.com/smrtgrant #**ASM2015**

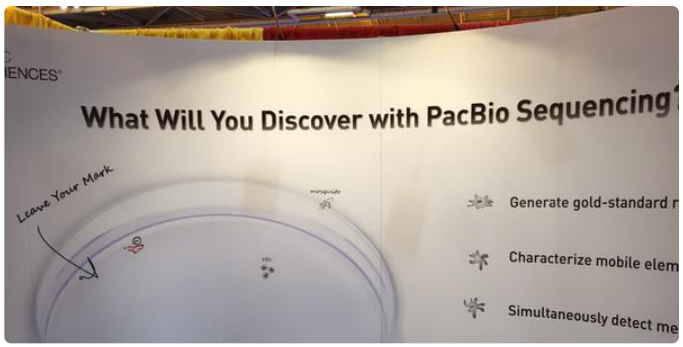

5 4 View photo



Nicole Narayan @Nicole_Narayan · May 31

Contact lens wearers have different eye microbiome- more similar to skin.That doesn't freak me out at all... #**asm2015**

6 2



Kelly Sue @kharris6 · May 31

I missed a talk from Ian Crozier?!?! Ugh So bitter and angry and I can't even....ARRRGGHHHHHH. 😡😡😡😡😭😤😤😤😠😠😠😣😣😣😣 #**asm2015** #phdchat

1 1



Mark O. Martin @markowenmartin · May 31

Aha! Finally scored an @Eppendorf_AG pen! #LifeGoalUnlocked #**ASM2015**



1 5 View photo



Brian Kvitko @KvitkoPhD · May 31

Late for my poster session poster 165 #**ASM2015**

Science ACEs @scienceaces · May 31

RT @ASMicrobiology: Watch the Global Video Challenge Award Winner videos in ASM booth 501 starting at 12:00pm. #**asm2015**: Watch @ScienceACEs!

View conversation

SGM Publishing @PublishingSGM · May 31

We're at #**asm2015**! Visit us at booth 760 to find out all about our journals and the Society's work.

2 2

CellPressNews @CellPressNews · May 31

The infant #gut #microbiome - new studies on its origins and how it's knocked out of balance #**ASM2015** ow.ly/NCw3q

4 2

Amer. Soc. Micro. @ASMicrobiology · May 31

Explore the flow of information in a crowded room & see how it relates to

horizontal gene transfer! Mtg Room 255 #asm2015 #LearningLab ^lp

5

KatMM @Napaaqtuk · May 31
Enjoying (envying?) #ASM2015 tweets from @LAHug_ @markowenmartin @surt_lab and @davidacoil this AM. #ScholarSunday

3 5

Maria Davis @mcd_611 · May 31
Scientists: say no to #comicsans #PowerPoint rescue with Erika Shgart #ASM2015

4

Austen Terwilliger @AustenLeeT · May 31
Getting ready to premier the @scienceaces video at booth 501 for #ASM2015 I'm so excited to show off our wonderful work!

2 2

clotilde Teiling @chloe46037 · May 31
Come and visit us at our booth #asm2015



1 View photo

Hologic @Hologic · May 31
We are excited to be at #asm2015 with our scientific and R&D experts. Visit us in booth 737.

2 1

ASM Newsroom @ASMnewsroom · May 31
Thank you @Typhi and @JamesKrem for a great #asmlive discussion on the #plant #microbiome #ASM2015

Novartis Science @NovartisScience · May 31
Discovering narrow-spectrum antibiotics isn't easy. Our scientist explains: bit.ly/1EHGRU7 #ASM2015

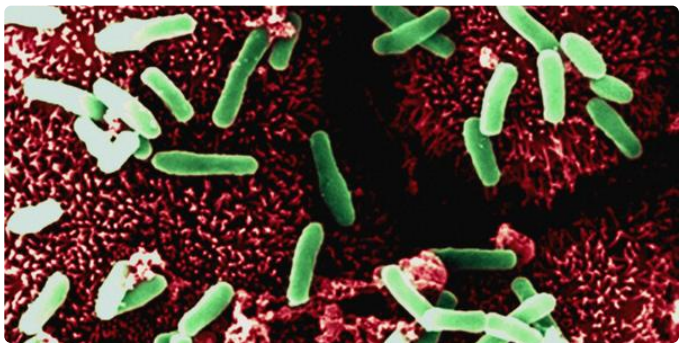

28 10 View photo

Larry Lynam @scopedbylarry · May 31
I am emotionally exhausted having listened to Ian Crozier's story & the tribute he pays to his colleagues who did not survive #ASM2015

9 7

Amer. Soc. Micro. @ASMicrobiology · May 31
#asm2015 Looking for research dollars? Learn more at the Federal Funding Breakfast, Mon. 8:00 AM, Room 242 ^HG

1

Amanda Lyn Gunn @AmandaLynGunn · May 31
If we don't pay attention to improving the infrastructure/training local African workers, we WILL be here again.Ian Crozier #ASM2015 #Ebola

1 2

Jon Badalamenti @JonBadalamenti · May 31
"Contigs: 1" found my first complete genome at #asm2015! Maribacter sp. WH by @ben_roller #214 Yep, it's with @PacBio #pacbioisforclosers

3 3

Nicole Abreu @nangelina · May 31
Poster buddies #ASM2015
Onur Erbilgin



2 3 View photo

Zachary Prensky @Zackfoot · May 31
So proud of Dad & the entire KamTek/Elona Pharmaceuticals team! #ASM2015



1 View photo

Cameron Thrash @DrJCThrash · May 31
Waiting for @kcwrighton at her poster #asm2015 #toocoolforschool



2 6 View photo

Amer. Soc. Micro. @ASMicrobiology · May 31
Watch the Global Video Challenge Award Winner videos in ASM booth 501 starting at 12:00pm. #asm2015 ^lp

1

Illumina @illumina · May 31

Simply amazing talk by Dr. Ian Crozier. To paraphrase: unpacking EBOV, immune system and the eyes will be the work of a lifetime. #**ASM2015**

7 5 •••

Amanda Lyn Gunn @AmandaLynGunn · May 31
"You should be thinking about West African eyes." - Ian Crozier #Ebola #**ASM2015**

4 1 •••

Amanda Lyn Gunn @AmandaLynGunn · May 31
Viable EBOV can be detected by PCR at high levels in the anterior chamber of the eye months after clearing blood.Ian Crozier #Ebola #**ASM2015**

9 3 •••

Amanda Lyn Gunn @AmandaLynGunn · May 31
"There are new mutations from the virus in my eye compared to the virus in my blood."-Ian Crozier #Ebola #**ASM2015**

8 4 •••

Luminex @Luminex · May 31
We're ready to answer your molecular diagnostics questions at #**ASM2015**, booth 719! Come see an ARIES demo.

2 •••

Kali @kalikniel · May 31
Plant-pathogen interactions discussion. Dr. Markland focuses on issues of foodborne MO on plants #ASMLive #**ASM2015**



View photo

Chris @DrChrisKellogg · May 31
Want to hear about deep-sea coral microbiomes? My poster (268) & my student's (271) are this AM #**ASM2015** Come visit!

5 5 •••

Srijak Bhatnagar @srijakbhatnagar · May 31
@KvitkoPhD @KvitkoPhD then why pasteurize? It isn't really a negative control either. #**ASM2015** #asmlive

View conversation

ALEX IS @AlexRepGh · May 31
"@gilbertjacka: when we touch each other, we provide both comfort & microbes, and increased microbial sharing -> increased fitness #**ASM2015**"

3 •••

Greetchen Diaz @GreetDiaz · May 31
TODAY @ASMicrobiology Live!! from NOLA. Tomorrow 2 PM ET ASM ¡en Vivo! #Spanish #Microbiology #**asm2015** @ASMnewsroom gm.asm.org/index.php/scie …

2 3 •••

Paul Orwin @PMOrwin · May 31
Asm in NoLA; poster up with 2 minutes to spare #**ASM2015** #nohurricanesnexttime

1 •••

Jessie Myers @JessieMyers25 · May 31
In silico modeling software-multiple microbes and FBA. Next step according to @dsegre is to get more organism genome data. #**ASM2015**

2

IMMY @IMMY_tweets · May 31
Sunday Fungi Day! Here we go #**asm2015**. #NOLA



2 3 View photo

Laura Hug @LAHug_ · May 31
The student/postdoc lounge has tea! And bagels! And mardi gras beads..? #**ASM2015**

2

Srijak Bhatnagar @srijakbhatnagar · May 31
Peroxide as a signaling molecule and indication of presence of pathogen #**ASM2015**

2 1

Srijak Bhatnagar @srijakbhatnagar · May 31
Expect to see altered microbial diversity post baking. More spore forming bac. Could be plant pathogens #**ASM2015**

Laura Williams @MicroWavesSci · May 31
Taking notes from #**ASM2015** & @gilbertjacka talk to update non-majors class lectures on built environment microbiome! microbe.net/2015/02/17/mic…

1 1

Srijak Bhatnagar @srijakbhatnagar · May 31
Baking soil not only alters soil chemistry, it can also have toxic effects #**asm2015**

1

SMK @SarahMicrobio · May 31
Unidentified virus? VirSorter prgm demarcates species and makes leeway in defining ecology of oceanic viruses #**ASM2015**

1

Illumina @illumina · May 31
Bring this to booth 260 for a chance to win an iPad (Sorry, we couldn't get our hands on an iWatch!) #**ASM2015**



2 1 View photo

Srijak Bhatnagar @srijakbhatnagar · May 31
Panel discussion on soil microbes #**asm2015**

1

Mark O. Martin @markowenmartin · May 31
Former undergrad Franny Gilman rockin' the #MicrobialSupremacy swag on her way to her poster. #**ASM2015**



2 View photo

ABSA @ABSAOffice · May 31
Look for ABSA in booth 124 at #**ASM2015**. #biosafety

3 1

Amy M. Hurwitz @AmyMHz · May 31
.@Jo_OSTP recognizes Rita Colwell, accomplished microbiologist, stateswoman & mentor. #**ASM2015** #WISEwoman @WISEinSTEM

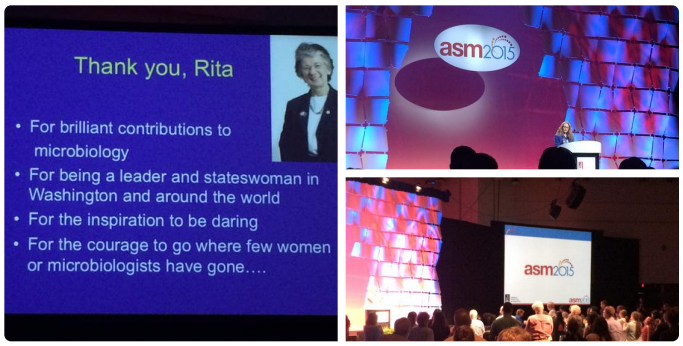

1 2 View photo

Amanda Lyn Gunn @AmandaLynGunn · May 31
Post Ebola syndrome symptoms still present in patients 21 months after follow up. Ian Crozier #Ebola #**ASM2015**

8 4

Larry Lynam @scopedbylarry · May 31
10-15K west Africans are experiencing post-Ebola neuralgia #**ASM2015**

4

Illumina @illumina · May 31
IC: Fascinating, first hand experience of a post-ebola syndrome shared by himself and many other suvivors, poss. immune-driven #**ASM2015**

3 2

Laura Hug @LAHug_ · May 31
Segré: gene function ignorance is becoming the main limiting step. Hear hear! #**ASM2015**

6 4

Jesus Alvelo @JesusAlvelo · May 31
Food morning New Orleans. I'll be presenting a poster (#230) regarding membrane energetics in a biofuels microbe. Please come by 😎 #**ASM2015**

1

Sophia Weerth @SophiaWeerth · May 31
Jo Handelsman #OSTP stating #POTUS concern about antibiotic resistance and increase of budget to $1.2 Billion, at #**ASM2015**.

2 2

CellPressNews @CellPressNews · May 31
Good morning, #microbiologists! Come visit booth 410 today for your favorite Cell Press journals! #**ASM2015**

2 3

ASM @AUSSOCMIC · May 31
$1.2 billion budget at Whitehouse for combating antibiotic resistance. @Jo_OSTP @BarackObama #**ASM2015**

5 4

Lisa Gorski @StringDruid · May 31
Grateful for all the live tweeting of #**ASM2015**. I didn't go this year, but still hearing about great stuff

1 3

MO BIO Laboratories @mobio · May 31
Let's roll. #**asm2015** ift.tt/1AG37mg



2 View photo

Jason Anthony Tetro @JATetro · May 31
@AmandaLynGunn YES YES YES! Thank you for sharing that. About time someone said it out loud. #**ASM2015**

1 View conversation

Larry Lynam @scopedbylarry · May 31
"If you can keep people alive long enough they will be begin to mount an immune response to Ebola" Crozier #**ASM2015**

6 2

clotilde Teiling @chloe46037 · May 31
Sharing @gilbertjacka conclusion slide #**ASM2015**



2 4 View photo

Amy M. Hurwitz @AmyMHz · May 31
.@WhiteHouse budget for antibiotic resistance doubled to $1.2B due to concern over future of antibiotics. #**ASM2015**








3 1 View photo



Amanda Lyn Gunn @AmandaLynGunn · May 31
If you can keep people alive long enough, they will be able to develop immune responses.-Ian Crozier #Ebola #**ASM2015**

3 3



Hilary Lappin-Scott @lappinscott · May 31
Well I'm flagging bit now. The plenary sessions are virtually over now, posters and offered talks later. I need coffee! Back later #**ASM2015**



Hilary Lappin-Scott @lappinscott · May 31
Covering monitoring own microbiome -putting forward great ways to do this - to amusement of audience! Great stuff! @gilbertjacka #**ASM2015**

1 1



David Coil @davidacoil · May 31
Even more complicated... genotypes of the microbes matters, not just the taxonomy. @gilbertjacka #**asm2015**

3



Brian Kvitko @KvitkoPhD · May 31
#**ASM2015** see James Kremer on ASM LIVE right now send questions to #asmlive



Steven Hecht @Profmicro · May 31
Oops. Oh well have to read about this to see if I buy into this approach to viral grouping #**ASM2015**



Laura Hug @LAHug_ · May 31
Segré: distance-based effects on mutualism: Growth inversely cor. with distance, but competitor mutualist in between stims growth. #**ASM2015**

1 1



ASM @AUSSOCMIC · May 31
Jo Handelsman - Whitehouse is focussing on microbiome and antibiotic resistance. @Jo_OSTP #**ASM2015**

15 12



Thomas Sharpton @tjsharpton · May 31
@gilbertjacka: a patient's microbiome state, which changes over time, needs to be considered when treatment is recommended #**ASM2015**

12 3

Hologic @Hologic · May 31
Driving clinical performance & improving patient outcomes. Visit us at #**asm2015** booth 737 ow.ly/N15D3



1 View photo



Kristian G. Andersen @Lassa_Ebola · May 31
Next up #**asm2015** - excited to give two talks Monday morning on #Ebola and

#Lassa virus genomics.

3 1

clotilde Teiling @chloe46037 · May 31
@gilbertjacka after thinking on how to define 'hygiene' ,the definition of a hygienic environment is one that promotes health :) , **#ASM2015**

2

David Coil @davidacoil · May 31
@JATetro Sure but as @gilbertjacka said, we've conflated safe and sterile for 100 years... **#asm2015**

2 1 View conversation

bioMérieux Inc. @biomerieux_inc · May 31
VITEK MS screens for 193 microorganisms, runs 192 tests at once. Visit **#ASM2015** booths 537,745

2 2

ASM Newsroom @ASMnewsroom · May 31
Join @Typhi and James Kremer discuss the role of the #plant #microbiome for immunocompetency. #asmlive **#ASM2015**



5 2 View photo

David Coil @davidacoil · May 31
.@gilbertjacka talking about future world of toilet sensors and routine poop analysis. **#asm2015**

3 8

Amer. Soc. Micro. @ASMicrobiology · May 31
May 31 Satellite Symposia focus on careers (@ResearchGermany) & the art of imaging (@bdbiosciences); details avail in the **#asm2015** app! ^lp

1

Jason Anthony Tetro @JATetro · May 31
@davidacoil You would think that is a given, no? We want environment to be safe, not sterile...even if you have VHP. **#ASM2015**

View conversation

Thomas Sharpton @tjsharpton · May 31
.@gilbertjacka presents an idea for a microbiome monitoring toilet that recommends breakfast. "I think that will be awesome" **#ASM2015**

15 11

Mike Robeson @DrMicrobeson · May 31
Couldn't make it to **#ASM2015**. Enjoying the tweets. Keep them comming!

1

Larry Lynam @scopedbylarry · May 31
I'm not going to be able to tweet this. I can only listen. Powerful story Ian Crozier is telling **#ASM2015**

1 3

Jenna Morgan Lang @jennomics · May 31
The ordination plots that @gilbertjacka is showing use Bray-Curtis dissimilarities, w/Unifrac don't see so much clustering, I bet **#asm2015**

1 2

New England Biolabs @NEBiolabs · May 31

Good morning, New Orleans! Come visit us at #**asm2015** booth 810, and tell us about your research! #restrictionenzymes #microbiome

1

Sophia Weerth @SophiaWeerth · May 31

At #**ASM2015** listening to Jo Handlesman #OSTP paying tribute to Rita r. Collwell. Female impact on science and politics #likeagirl

1 1

Larry Lynam @scopedbylarry · May 31

This session by Ian Crozier is very emotional to listen to. #**ASM2015**

1

David Coil @davidacoil · May 31

.@gilbertjacka making important distinction between "hygienic" and "sterile". Hygienic is health promoting, not necc sterile! #**asm2015**

2 2

Larry Lynam @scopedbylarry · May 31

"The joy you see on these survivors faces is a measured one" -ian Crozier telling us the horrors they undergo #**ASM2015**

2 1

Era7bioinfo @Era7bioinfo · May 31

We have taken some of our papers so you can get ideas of how #ngs can help you out in #microbiology #**ASM2015**



1 1

View photo

Maria Davis @mcd_611 · May 31

#holobiont : result of CO-evolution of host and symbiont #**ASM2015**

Sima Tokajian @STokajian · May 31

Challenges in studying viral ecology...Ecology without barcode genes #**ASM2015**

3 2

Amer. Soc. Micro. @ASMicrobiology · May 31

Watch a live conversation on the #plant #microbiome for immunocompetency at #**asm2015** #asmlive microbeworld.org/asmlive

1 1

David Coil @davidacoil · May 31

"The ideal hospital is one with no people in it" @gilbertjacka #**asm2015**

2 2

Jason Anthony Tetro @JATetro · May 31

@tjsharpton I'd be interested in the construction-related bacteria and fungi - HUGE problem for HAI when renovations occur. #**ASM2015**

2

View conversation

Thomas Sharpton @tjsharpton · May 31

"The ideal hospital is one with no human beings in it, because that's the cleanest" @gilbertjacka #**ASM2015**

5 2

Kelley Nunez @kgwin1018 · May 31

Products! #asm2015

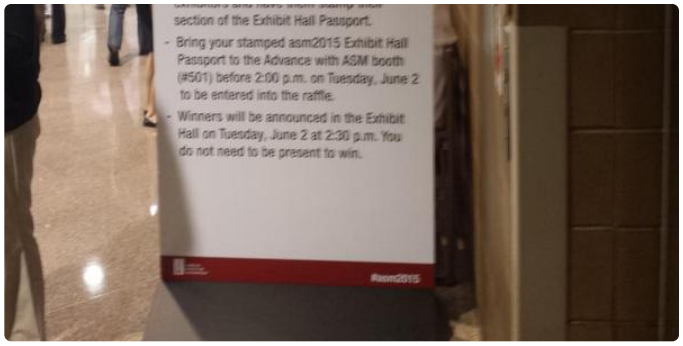

View photo

Jon Badalamenti @JonBadalamenti · May 31
Matt Sullivan reminding #asm2015 attendees that the viral biosphere is massive and largely unknown; 10:1 viruses:cells in seawater

3 2

Joint Genome Inst. @doe_jgi · May 31
Matt Sullivan @UofA @ohiostate says that Roux et al has automated VirSorter via iVirus for viral reference genomes: poster 1714 #ASM2015

Thomas Sharpton @tjsharpton · May 31
Open a new hospital, and you'll see a surge in the frequency of human skin bacteria occupying the building @gilbertjacka #ASM2015

4 1

Amy M. Hurwitz @AmyMHz · May 31
Microbiology in Washington: Big Change for Small Things, by @Jo_OSTP. Talk about a massive science seminar! #ASM2015





1

View photo

clotilde Teiling @chloe46037 · May 31
JG is characterizing hospital microbiome and all the metadata from the shift in humidity to the occupancy numbers and changes. #ASM2015

1

Laura Hug @LAHug_ · May 31
Segré: COMETS: computational microbial ecosystems in time and space - platform for dynamic flux balance analysis. #ASM2015

1 1

Amanda Lyn Gunn @AmandaLynGunn · May 31
I want to highlight an uncommon heroism in West Africa that we do not talk about enough.-Ian Crozier #Ebola #ASM2015

1 1

Larry Lynam @scopedbylarry · May 31
"I have a tendency to ramble and lose my place. Blame it on Ebola." Ian Crozier displaying wit. #ASM2015

3 1

Jon Badalamenti @JonBadalamenti · May 31
Doing Tn-seq? We do a lot of it in the #bondlab and used @PacBio to resequence our Geobacter reference genome #asm2015 see posters 221-224!

4 4



Jenna Morgan Lang @jennomics · May 31
Our hotel has a cat in the lobby, so we are probably healthier than everyone else at #**asm2015**. @tjsharpton

4 4 View conversation



Daniel Eiras @daniel_eiras · May 31
Listening to WHO physician Ian Crozier talking about becoming an Ebola patient #**ASM2015**

2 2

Illumina @illumina · May 31
Ian Crozier from WHO, in the Doctor-becomes-patient session. "its a pleasure to be anywhere this morning, esp. here" #**ASM2015**

1 5



Ada Hagan @adahagan · May 31
Excited about #**asm2015**! Any current or future #sciencewriters out there want to meet up?!



Sima Tokajian @STokajian · May 31
Develop quantitative sample-to-sequence pipeline..concentration, purification, amplification, sequencing #**ASM2015**



Larry Lynam @scopedbylarry · May 31
Nice to see that Ebola has not taken Ian Crozier's wit #**ASM2015**

1



David Coil @davidacoil · May 31
Always fun to see #**asm2015** trending on Twitter... spread the love!

1



Hilary Lappin-Scott @lappinscott · May 31
Love tweeting Microbiology. We've got good discussions going on from within the sessions + @JATetro @kwarrine joining via hashtag! #**ASM2015**

1 3 View conversation

Amer. Soc. Micro. @ASMicrobiology · May 31
Visit the #**asm2015** Poster Presenter Photo Contest winners & see the science: J.Gregory-211, A.Korres-1754, Y.Bernier-Casillas-2650 ^lp



Lehman Ellis @oyster_doctor · May 31
Feeling very cranky after rerouting due to flight cancellation-No sleep, lots of stress, and more expenses. #**ASM2015** #ASMCUE. At meeting now



David Baltrus @surt_lab · May 31
Patients have a lot of control over their room microbiomes right now #**ASM2015**

2



Thomas Sharpton @tjsharpton · May 31
.@gilbertjacka: measuring room occupancy is very important to understanding indoor microbiome dynamics. They use lasers to measure #**ASM2015**

1



Joe James @JoeTCJ · May 31
Mad props to all of you who can effectively live-tweet and pay attention. I can't really do both well. I love reading yours, though #**asm2015**

1

Amer. Soc. Micro. @ASMicrobiology · May 31
"Perspectives from the #Ebola Bedside: Doctor Becomes Patient" w/Ian Crozier is starting now in Ballroom B #**asm2015** ^lp

2



Daan Speth @daanspeth · May 31

@Profmicro 45 phyla seems rather conservative, making the point stronger #**ASM2015**

1 1 View conversation



Thomas Sharpton @tjsharpton · May 31

.@gilbertjacka has a massive amount of metadata for a hospital microbiome study - floor by floor and longitudinal variation #**ASM2015**

1



Laura Hug @LAHug_ · May 31

Segré - flux balance analysis to screen for mutualism-inducing media compositions. #**asm2015**



Sima Tokajian @STokajian · May 31

Around 90K putative viral sequences used to infer new viral biology #**ASM2015**

4



Nicole Abreu @nangelina · May 31

#**ASM2015** Timothy Lu is engineering phage for targeted knockdown of bacteria in communities. The future of antibiotics!

5 10



Thomas Sharpton @tjsharpton · May 31

.@gilbertjacka: dogs are important vectors of microbiome-environment-host interactions. "Dogs are awesome". #JackSpeaksTruth #**ASM2015**

5 2



Laura Hug @LAHug_ · May 31

Daniel Segré: resource allocation in synthetic comm. - drive interactions using env'tl parameters rather than organism tinkering. #**ASM2015**

1



Hilary Lappin-Scott @lappinscott · May 31

Fascinating study of colonisation and succession of hospital associated microbiome. Used brand new hospital so amazing opportunity #**ASM2015**

4 1



ASM @AUSSOCMIC · May 31

Jo Handelsman reminds us how much the public image of microbiology research has changed for the better over the last 30 years. #**asm2015**

5 6



David Coil @davidacoil · May 31

Getting details of Hospital Microbiome Study from @gilbertjacka, massive amount of metadata and samples over 1 year. #**asm2015**

2



Humeandroid @Humeandroid · May 31

MT @PLOSBiology: Pam Silver started #**ASM2015** with fascinating talk on engineering microbes to improve human health & sustainability



clotilde Teiling @chloe46037 · May 31

JG: adding a dog to your house increase significantly the sharing of microbiome #dogareawesome #**ASM2015**



Jessica Sieber @SyntrophySieber · May 31

Getting excited to glide over to @ben_roller s poster 214 at 10:45! #**ASM2015**

2



Mark O. Martin @markowenmartin · May 31

Well, Franny Gilman is not at her poster yet. But I am! Sweet card! @univpugetsound #**ASM2015**



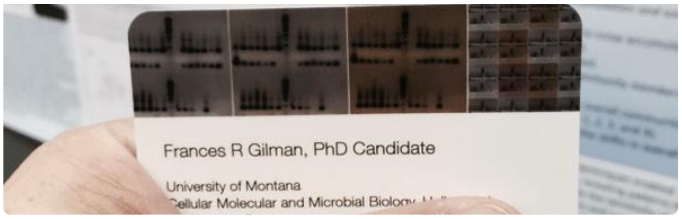

1 View photo

David Coil @davidacoil · May 31
Covering a lot of ground with @gilbertjacka, now talking about work from Susan Lynch on microbial effects (benefits) of dogs. #**asm2015**

4

Thomas Sharpton @tjsharpton · May 31
.@gilbertjacka points to sciencemag.org/content/345/62… as way to informatically map how microbes interact with humans and environment #**ASM2015**

3 2

Joint Genome Inst. @doe_jgi · May 31
At #**ASM2015**? Stop by Booth 140 and say hi to us and @DOEKBase between 10:30am-4:00pm today!

2 1

Anna Blazier @annablazier · May 31
Genome-scale metabolic network reconstructions get a shoutout in Segre's talk! #FBA #**asm2015**

1

C DIFF FOUNDATION @cdiffFoundation · May 31
#**ASM2015** is underway in New Orleans, we look forward to reading t/Tweets #Microbiome #Cdifficile & Hello to our R&D member Dr.Martha Clokie

1

Steven Hecht @Profmicro · May 31
42 of 45 bacterial phyla we have no phage data #**ASM2015**

5 3

Amanda Lyn Gunn @AmandaLynGunn · May 31
Room is packed for Dr. Ian Crozier's talk: Perspectives from the Ebola Bedside: Doctor Becomes Patient. #**ASM2015**

3 2

Sean Norman @RS_Norman · May 31
Great talk by @Jo_OSTP linking Rita Colwell's studies on the VBNC state to the birth of metagenomics #**asm2015**

2 3

Sima Tokajian @STokajian · May 31
Mine single-cell amplified genomes to identify viruses from uncultivated hosts #**ASM2015**

1 2

Maria Davis @mcd_611 · May 31
TIL: My garden nemesis (aphids) collaborate with their #Ecoli symbiont to make vitamin B #ohno #**ASM2015**

3 2

Hilary Lappin-Scott @lappinscott · May 31
Exploring concept 'home is where your microbiome is' with @gilbertjacka
Some great Microbial #Ecology here via population dynamics #**ASM2015**

2 1

Sima Tokajian @STokajian · May 31
90% of viral metagenomes dominated by unknowns #**ASM2015**

1 1

Steven Hecht @Profmicro · May 31
In ocean ~about 10 viruses per cell. But outside ocean we are clueless

#**ASM2015**

7 5

Thomas Sharpton @tjsharpton · May 31
.@gilbertjacka can monitor which of his kids have been in a room of his home based on microbes he finds in his house #**ASM2015** #parenting101

10 6

Sima Tokajian @STokajian · May 31
Viruses impact microbes..problems with studying viruses presence of few reference genomes #**ASM2015**

4

David Coil @davidacoil · May 31
.@gilbertjacka showing data from Home Microbiome Study where you can identify family members from microbial signatures on surfaces. #**asm2015**

8 1

Brian Kvitko @KvitkoPhD · May 31
#**ASM2015** Alex Wilson, aphid and Buchnera symbionts are metabolically intertwined and interdependent

1 1

Thomas Sharpton @tjsharpton · May 31
[3/3 I lied] this raises question of whether being overly clean may produce health impacts. @gilbertjacka #**ASM2015**

2 1

View conversation

Steven Hecht @Profmicro · May 31
Virosphere mapping- Matthew Sullivan #**ASM2015**

Dan Spakowicz @dspakowicz · May 31
@gilbertjacka fav quote of the meeting so far "you cannot live in a germ-free environment and expect everything to go tickety-boo" #**ASM2015**

3

Hilary Lappin-Scott @lappinscott · May 31
Of course @gilbertjacka is doing an amazing job with his talk! Already had a lovely word 'malarkey' ! #brittalk @gilbertjacka #**asm2015**

1

clotilde Teiling @chloe46037 · May 31
JG is working with the Amish Farm people, trying to understand why the kids do not have asthma. #**ASM2015**



1

View photo

Kelsey @KelseySMcKay · May 31
Garcia lab takes on #**asm2015**





1 1 View photo

Illumina @illumina · May 31
Eileen Burd from @EmoryUniversity talking about clinical handling, testing of Ebola specimens #**ASM2015**

4 2

Thomas Sharpton @tjsharpton · May 31
[2/2] where kids in the fields (Amish) have lower incidence of allergies etc. than those not allowed in fields (Hutterites). #**ASM2015**

2 1 View conversation

Larry Lynam @scopedbylarry · May 31
I can tell from tweets I am missing a great @gilbertjacka session #**ASM2015** if only I could be in 2 rooms at once!

2 3

Thomas Sharpton @tjsharpton · May 31
After birth, environmental exposure impacts microbiome composition. Tells the story of Amish v. Hutterites children microbiome[1/2] #**ASM2015**

2 2

Jenna Morgan Lang @jennomics · May 31
.@gilbertjacka: when we touch each other, we provide both comfort & microbes, and increased microbial sharing -> increased fitness #**asm2015**

7 6

David Coil @davidacoil · May 31
Hearing about the microbiology of Amish and Hutterites children and their different exposure to microbes, from @gilbertjacka #**asm2015**

2 1

Jessie Myers @JessieMyers25 · May 31
Dr. Tim Lu is doing some fascinating work towards engineering the microbiome. analog signals in bacteria is especially interesting. #**ASM2015**

3 2

Hilary Lappin-Scott @lappinscott · May 31
@kwarrine @JATetro No assessment of cleaning regimes/efficiencies done, this is in their future work plan. #**ASM2015**

View conversation

Rhodo Rooter @fung4l · May 31
My undergraduate is presenting her poster on cryptococcal glucanases today at #**ASM2015** poster 642A. Go Julia!

Kat Tarasova @thetarasova · May 31
Tim Lu presenting your work on #crispr based microbiome engineering @rcitorik #**asm2015**



1 View photo

Ximena C Perez @ximenacpm · May 31
Poster #895 today at 12:30 ! Genomic analyses of 4 native Clostridium strains

#ASM2015 #Colombia

1 1

Thomas Sharpton @tjsharpton · May 31
Where do our microbes come from? @gilbertjacka shares the story of infant delivery-based differences, so Mom is important #ASM2015

8 1

MO BIO Laboratories @mobio · May 31
#streetart #asm2015 #NoLa ift.tt/1Bzobpv



View photo

Anna Blazier @annablazier · May 31
Phages as antibodies #asm2015

Mark O. Martin @markowenmartin · May 31
@Jo_OSTP is right about Rita Colwell. Humane and wonderful. When I got a bad NSF review ,she called me to reassure me. #ASM2015

2

Joe James @JoeTCJ · May 31
@jennomics @gilbertjacka Tickity-boom? Now he's just showing off 😉 #ASM2015

1

View conversation

Thomas Sharpton @tjsharpton · May 31
@gilbertjacka notes that we need microbes: there are physiological and behavioral differences b/t germ free and conventional mice #ASM2015

2

ASM @AUSSOCMIC · May 31
Jo Handelsman honors the amazing contributions of Rita Colwell at #ASM2015

1

Kevin Scott Wilson @kevinswilson66 · May 31
Analysis of ribosomes in persisters (poster 668, today 12:30pm) #ASM2015

clotilde Teiling @chloe46037 · May 31
Jack Gilbert is teaching us that we are a microbial environment and we have a co-evolution with our microbes. #ASM2015

5

Amer. Soc. Micro. @ASMicrobiology · May 31
Talk to members of the ASM Futures Project Group - Steven Specter, Fawzi Mahomoodally, and Kim Shankle @ 11:15am, ASM booth 501 #asm2015 ^lp

Maria Davis @mcd_611 · May 31
Switching tracks from bacterial pathogens to bacterial symbionts in RM245 #ASM2015

Mark O. Martin @markowenmartin · May 31
Hi, @Jo_OSTP I am waving from the back of the packed room. Always amazed Jo took time to mentor and support me over the years. #ASM2015

1 1



Hilary Lappin-Scott @lappinscott · May 31
Next up @gilbertjacka covering the invisible influence and the hospital microbiome Reminding us we are host to so many microbes! #ASM2015

4



Thomas Sharpton @tjsharpton · May 31
After some connection problems, finally up and running at #ASM2015 to catch @gilbertjacka's presentation

1



Ion Torrent @iontorrent · May 31
Close the gap in your de novo assemblies with Ion TrueMate Library Kits come by #ASM2015 Booth 237



Amer. Soc. Micro. @ASMicrobiology · May 31
See Jo Handelsman present "Microbiology in Washington: Big Change for Small Things" in a Ballroom C #asm2015 #Colwell

2 2



Steven Hecht @Profmicro · May 31
Potential energy in packaged virion is 10x of champagne corked; relates to rationale of conduit design #ASM2015

2



Rob Edwards @linsalrob · May 31
BF: phages need to put the brakes on DNA leaving a capsid... Used kinetic traps to test #ASM2015

2 2



Jenna Morgan Lang @jennomics · May 31
Why is @gilbertjacka yelling at us? #asm2015

1 2



Caleb Levar @celevar1 · May 31
Awesome demonstration of selective strain killing using phage. Really neat! #ASM2015

1 1



David Baltrus @surt_lab · May 31
Now up @gilbertjacka #asm2015



Rob Edwards @linsalrob · May 31
Bentley Fane: phages 10x energy of cheap bottle of champagne. What about the expensive stuff? #ASM2015

2



Marcos de Moraes @mhdmoraes · May 31
Directed Crispr Cas as an antibiotic alternative. Interesting talk by Timothy Lu #ASM2015



Hologic @Hologic · May 31
Hologic booth 737! @ASM #ASM2015

2 1



Hilary Lappin-Scott @lappinscott · May 31
Pointing to some limitations of the studies Eg cleaning efficency was not assessed; sampling efficiency was quite variable. #ASM2015

1



SMK @SarahMicrobio · May 31
Bently Fame: Hendecad helical domains: virus uses eleven stranded ephemeral conduit to inject DNA into host (viruses are crazy) #ASM2015

2 2

clotilde Teiling @chloe46037 · May 31



JNW: in conclusion the use of bleach decreased the likelihood of recovering an MDRO while quarterly ammonium seem to increase it #**ASM2015**

2 1



Novartis Science @NovartisScience · May 31
You won't believe which antimicrobial peptides are hot this season #**ASM2015** #ASMBuzzFeed

4



Anna Blazier @annablazier · May 31
Timothy Lu discusses synthetic biology based diagnostic tools to detect food borne pathogens @Sample6tech #**asm2015**



FEMS @FEMSTweets · May 31
#**ASM2015** poster presentation #396 and #1437: 2 chances to meet FEMS Editor Dave Rasko



Mark O. Martin @markowenmartin · May 31
AI-2 revives VNC? #SocioMicrobiology #**ASM2015**



Larry Lynam @scopedbylarry · May 31
Surprised to hear VHP used to decontaminate lab equipment. I would have thought that too caustic. #**ASM2015**



Maria Davis @mcd_611 · May 31
Resuscitation of non culturable vibrio by quorum sensing in ballroom C #**ASM2015** #excitingscience

2



Joseph McPhee @JoeBMcPhee · May 31
@RebeccaSkloot Getting a nice plug for story of HeLa cell development and Henriette Lacks at #ASMLive #**ASM2015**

4 3



Steven Hecht @Profmicro · May 31
Parallels of the coduit to sea lamprey and Star wars creatures... #**ASM2015** #rocks



David Baltrus @surt_lab · May 31
Viable but non culturable state could be "scout cells" and in vibrio can be resuscitated by addition of AI2 or exogenous bacteria #**ASM2015**

4 2



Ben Roller @ben_roller · May 31
Jim Oliver- Temp up shift and conditioned medium (AI-2) are both great for inducing V. vulnificus exit from VBNC state #**asm2015**

1



Jessica Sieber @SyntrophySieber · May 31
Scout cells of vibrio signal to the rest of the community to resuscitate. #**ASM2015**



Mark O. Martin @markowenmartin · May 31
"Scout cells" involved with resuscitation of VNC? Epstein paper in Nature! #**ASM2015**

1



Ion Torrent @iontorrent · May 31
Nathan Ledeboer asks: What Role will Sequencing Play in the Lab of the Future? #**ASM2015** Workshop 6/2 REGISTER NOW oak.ctx.ly/r/3373c

1



Larry Lynam @scopedbylarry · May 31
Blood culture incubation arrangements not ideal & is being reconsidered for future. #**ASM2015**

future #ASM2015

3



Chris Lopez @micro_clopez · May 31
E.Martens complex carbs control microbial niches...I wonder how changes to available carbs affect colonization resistance? #ASM2015

2 2



Jeramia Ory @DrLabRatOry · May 31
At #ASM2015 and interested in cryptococcal glucanases? Amy's student Julia is at poster 642A today.

1



Sima Tokajian @STokajian · May 31
Microbiome composition..metabolic prioritization and regulation..fine-level nutrient adaptation #ASM2015

1



Larry Lynam @scopedbylarry · May 31
Direct observation of donning and doffing PPE emphasized at Emory. #ASM2015

1 1



Bacteriophile @BugulaSymbio · May 31
Some Bacteroides like my mucin, some like beignets. #ASM2015

3 4



Jay T. Lennon @jaytlennon · May 31
@ben_roller @SyntrophySieber yes, but really nice dormancy talk by Jim Oliver #ASM2015

3 View conversation



Larry Lynam @scopedbylarry · May 31
I'm very impressed with how much emphasis is placed on importance of communication at Emory "twice daily team huddle" #ASM2015

1 4



clotilde Teiling @chloe46037 · May 31
JNW is showing us results from a 2 year periods study with373 composite collected from 170 rooms. #ASM2015

3



Hilary Lappin-Scott @lappinscott · May 31
Sampled range hospital surfaces, these were shipped CDC for analysis. No surprises that hospital environment had lot of pathogens #ASM2015

3 2



Mike Jetten @msmjetten · May 31
@daanspeth neither is @daanspeth a morning student ;) except at #asm2015 ;)

View conversation



Jerica Pitts @jpitts · May 31
Aishwarya Navalpakam from Oakland Univ hopes to educate more students about HPV in efforts to have more vaccinated. #ASM2015 #client

1



Joe James @JoeTCJ · May 31
Just saw @davidacoil @jennomics @hhollandmoritz on the bus to #ASM2015. Thankfully David wore his cap like his Twitter pic!

1 3



Amer. Soc. Micro. @ASMicrobiology · May 31
Today's #asm2015 poster sessions feature topics such as antimicrobial resistance, microbial interactions, and environmental microbiology ^lp

3 3



ASM Newsroom @ASMnewsroom · May 31
Exciting discussions taking place now at #asmlive regarding the #HPV vaccine and the perceptions related to getting vaccinated #asm2015

2



Jessica Sieber @SyntrophySieber · May 31
Modifying mfc's for in situ vibrio gene expression in the ocean. So cool! #asm2015

1



Débora E. Alvarado @alvarado_debora · May 31
Siguiendo los titulares y eventos más importantes del #ASM2015 por twitter.



sarah gw @dirtygeew · May 31
In situ studies of v vulnificus by hanging porous chambers off dock #ASM2015

1 1



Kelley Nunez @kgwin1018 · May 31
Product placement, break from sessions #asm2015



1 View photo



Daan Speth @daanspeth · May 31
Eric martens: bacteroidetes ovatus responds progressively when confronted w mixed carbon sources #asm2015

2



Steven Hecht @Profmicro · May 31
Dr.Fane is a fun speaker. Working out structure of translocating rube for viral genome entry #ASM2015

2 2



BioFire Diagnostics @BioFireDX · May 31
#ASM2015 @ASMicrobiology starts today! Come to our booth #645 & see how the #FilmArray can detect infectious diseases in about an hour.

3 2



Aunica Kane @AunicaKane · May 31
Timothy Lu: storing analog info in DNA using SCRIBE cassettes - inducible exp of ssDNA and recomb of ssDNA into genome #asm2015



Melissa Going Viral @researchingsf · May 31
EM: Phenotypic characterization is what is missing in microbiome studies because we're missing large culture collections to do so #asm2015



Lauren Lunny Brennan @llun101 · May 31
#ASM2015 #Biopharma Marjeta Urh PhD on high capacity beads for large molecule bioanalysis #sciex



Joseph McPhee @JoeBMcPhee · May 31
"Spending $100 is better than getting cancer" #asmlive #ASM2015

5 2



Hilary Lappin-Scott @lappinscott · May 31
Looked for specific range of bacteria incl C diff, MRSA, VRE in hospitals. Correlated with cleaning regimes too and patient data #ASM2015

6 2



Judith Noble-wang is teaching us 'how clean is clean?' Studying 11 hospitals with standard protocols to assess decontamination. #ASM2015

5 2



Brian Kvitko @KvitkoPhD · May 31

#ASM2015 Eric Martens, gut microbiota complex carbohydrate metabolic potential aligns with phylogeny

1



sarah gw @dirtygeew · May 31

James Oliver vbnc state was extremely controversial for years. Finally the scientific community has stopped laughing #asm2015

1



Jessica Sieber @SyntrophySieber · May 31

Oliver- lots of organisms are capable of states of viable but nonculturable. Vbnc #ASM2015

1



David Baltrus @surt_lab · May 31

Existence of Viable but non culturable state was a bit of a polarizing topic in the 80's/90's #ASM2015

1 2



Ben Roller @ben_roller · May 31

@SyntrophySieber I think I am getting sea sick in here! #asm2015

1

View conversation



Sima Tokajian @STokajian · May 31

Phenotypic characteristics missing in microbiome studies #ASM2015

1 2



Hilary Lappin-Scott @lappinscott · May 31

Use standard high surface area sampling protocol. Look at factors affecting bio burden levels. Used 11 hospitals in 4 states #ASM2015



Larry Lynam @scopedbylarry · May 31

Donning & doffing PPE drills now done quarterly at Emory #ASM2015

1



Joseph McPhee @JoeBMcPhee · May 31

HPV is not only a woman's disease. Oral, anal, penile cancers also ass. w HPV. Vaccination can help prevent all of these. #ASMlive #ASM2015

1



Hilary Lappin-Scott @lappinscott · May 31

Switched to session on role of environment on hospital contamination. Roll of environment in hospital acquired infections

#ASM2015

1



Laura Hug @LAHug_ · May 31

I've decided to wander the poster hall in search of interesting swathes of research rather than pre-read the titles: I feel freed! #ASM2015

2 5



Sima Tokajian @STokajian · May 31

B. ovatus exhibits botanical source-specific responses to xylans #ASM2015



Jessica Sieber @SyntrophySieber · May 31

Swaying screens make it hard to read graphs. Avoid ballroom C. 😞 #ASM2015

1



People of NOLA @PeopleOFNOLA · May 31

goo.gl/hpoeQx #ASM2015 #Biomedsciences #PhD #NOLA #NewOrleans #FrenchQuarter

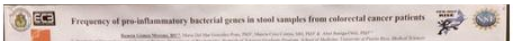



1 View photo

Amy M. Hurwitz @AmyMHz · May 31
@biobenkj Yes, I can only imagine! I wonder if there's a list of the active tweeters. (Anyone? #**ASM2015** @ASMicrobiology)

View conversation

Zachary Prensky @Zackfoot · May 31
Taxi drivers in New Orleans never heard of hands-free?? #**ASM2015**



1 View photo

Christopher Gaulke @chris_gaulke · May 31
#**ASM2015** Gut microbes encode many more enzymes that degrade human dietary glycans than do humans.

2

Jeff Gralnick @bacteriality · May 31
Tim Lu drops 'slide rule' for the old folks in the crowd when explaining analog vs digital. #**ASM2015**

Jerica Pitts @jpitts · May 31
Now streaming on #asmlive: Why don't students get the HPV vaccine? Learn more from Aishwarya Navalpakam from Oakland Univ. at #**ASM2015**

3

Bacteriophile @BugulaSymbio · May 31
Just 2 Bacteriodetes spp. contribute 2K genes for carbohydrate metabolism to our gut #**ASM2015**

3 1

Laura Hug @LAHug_ · May 31
Martens - microbiome for starch and other recalcitrant carbon degradation. #**ASM2015**

1

Brian Kvitko @KvitkoPhD · May 31
#**ASM2015** Eric Martens, gut microbiota encode several log factors more genes for carbohydrate metabolism than the human genome.

2 2

Larry Lynam @scopedbylarry · May 31
Cost of care for one Ebola patient at Emory estimated to be between $1-1.5 million and that doesn't include air evacuation. Wow! #**ASM2015**

5 1



Jessica Sieber @SyntrophySieber · May 31
J. Oliver--two types of bacteria- vibrio and not vibrio. #**ASM2015**



clotilde Teiling @chloe46037 · May 31
JJ is showing us results on the impact of cleaning, the conclusion is that there is inconsistent cleaning and assay limitations.#**ASM2015**



Sima Tokajian @STokajian · May 31
Two Bacteroides spp degrade mainly all common dietary host gut glycans #**ASM2015**



David Baltrus @surt_lab · May 31
Vibrio vilnificus: goes into viable but non culturable state in cold temperatures #**ASM2015**

2 1



Dan Spakowicz @dspakowicz · May 31
Andres Moya: network of microbes in patients w+w/o Cdiff shows candidate protective taxa and metabolites -- like, a lot of them #**ASM2015**



Jenna Morgan Lang @jennomics · May 31
At #**ASM2015**? Join the @phylogenomics lab for Oysters and Poboys at Acme Oyster House at 5pm today.

5 6



Larry Lynam @scopedbylarry · May 31
Post Ebola syndrome includes hair loss. Never heard that before #**ASM2015**

2 1



Ben Johnson @biobenkj · May 31
@AmyMHz Unfortunately, no... But I have to imagine you'll get an overwhelming response with how big the #**ASM2015** Twitter network is!

View conversation



Amanda Lyn Gunn @AmandaLynGunn · May 31
Post Ebola syndrome: when the epidemic is over, there's a whole new group of patients needing our care. Colleen Kraft #**ASM2015** #Ebola

2 2



Débora E. Alvarado @alvarado_debora · May 31
Al parecer la están pasando en grande #**ASM2015**.



Liang Ge @geliang999
Come mingle and have fun at the opening reception @ASMicrobiology #ASM2015



CellPressNews @CellPressNews · May 31
Studying the #microbiome? Start with free, on demand access to our webinar #**ASM2015** ow.ly/NCJxu

5 9



Chris @DrChrisKellogg · May 31
@MarthaClokie: Burkholderia phages were lysogenic at 25C but lytic at 37C; temp regulated phage related to great plate anomaly? #**ASM2015**

2



sarah gw @dirtygeew · May 31
Clokie are temperature dependent phages playing a role in plate count anomaly? #**ASM2015**



Joseph McPhee @JoeBMcPhee · May 31
Why don't students get vaccinated for HPV? Turns out - it's complicated

#ASM2015 #asmlive

1

Amanda Lyn Gunn @AmandaLynGunn · May 31
Incredibly valuable to see the side by side comparison of field/hospital healthcare experiences. Differences are staggering. #Ebola #ASM2015

3 4

Sima Tokajian @STokajian · May 31
Human gut bacteria genomes encode the majority of our complex carbohydrates digestive capacity #ASM2015

2

Sima Tokajian @STokajian · May 31
Microbes fill a variety of niches many dictated by diet and complex carbohydrates #ASM2015

2 1

Amer. Soc. Micro. @ASMicrobiology · May 31
#asmlive is starting now! #asm2015 watch at microbeworld.org/asmlive #HPV: What Are #College Students Thinking?

3 2

Larry Lynam @scopedbylarry · May 31
10 liters of diarrhea a day in an Ebola patient. Copious has just been redefined for me. #ASM2015 the body really tries to rid itself.

7 1

Amanda Lyn Gunn @AmandaLynGunn · May 31
Emerging critical illness phenotype: pulmonary, renal, encephalopathy - Colleen Kraft #ASM2015 #Ebola

2 1

Eduardo Pareja @eduardopareja · May 31
Happy to have the best scientific team here at #asm2015 !!



Era7bioinfo @Era7bioinfo
Ready at the #asm2015, come to our booth 777 to discuss your #ngs projects

1 2

Amanda Lyn Gunn @AmandaLynGunn · May 31
Early encephalopathy and high viral load predictors for poor prognosis.-Colleen Kraft #ASM2015 #Ebola

2

Amy M. Hurwitz @AmyMHz · May 31
@biobenkj Are you going to this? I wonder just how big the #ASM2015 Twitter network is!

Chris @DrChrisKellogg
#ASM2015 tweetup, Riverwalk, end nearest Conv Ctr, by Fat Tuesdays, 6/1 Mon 4:45-6pm @markowenmartin @lappinscott @JoeTCJ @DrJCThrash

Hilary Lappin-Scott @lappinscott · May 31
Following long term trends seasurface temperature + Vibrio abundance. Shows positive correlation + marked increase in last 10 years #ASM2015

5 1

Joseph McPhee @JoeBMcPhee · May 31
Getting ready for ASM Live with @Typhi discussing plant microbiomes and plant immunity. Should be fun! #ASM2015





3 3 View photo

Larry Lynam @scopedbylarry · May 31
Emory really aggressive monitored & replaced electrolytes. #**ASM2015**

Sima Tokajian @STokajian · May 31
CD and Antibiotic therapy..Studies should consider composition and function of gut microbiota #**ASM2015**

Chris @DrChrisKellogg · May 31
@MarthaClokie: Burkholderia pseudomallei = pathogen in rice paddies; isolated novel podoviruses for this host #**ASM2015**

Era7bioinfo @Era7bioinfo · May 31
Ready at the #**asm2015**, come to our booth 777 to discuss your #ngs projects



8 2 View photo

Ben Johnson @biobenkj · May 31
Man, whoever the social media/Twitter coordinator(s) for @ASMicrobiology is/are doing a great job! #**ASM2015**

4

Melissa Going Viral @researchingsf · May 31
AM: Need functional studies of microbiome, not just ID & abundance of mix; functional redundancy critical for disrupted communities #**asm2015**

Sherin George @sherintgeorge · May 31
Happy Sunday from the 3 Best Friends and #NOLA #cafedumonde #**asm2015** #beignets #instagramlessally instagram.com/p/3WX6nGFYVq/

Chris @DrChrisKellogg · May 31
.@MarthaClokie: Determining effectiveness of phage therapy against Cdif in hamster model; several log reduction seen #**ASM2015**

2 1

Rob Edwards @linsalrob · May 31
Clokie: one phage good for treatment, more phages better for avoiding resistance #**ASM2015**

5 2

Hilary Lappin-Scott @lappinscott · May 31
I got a tough one coming up. Want to stay in this session but really want to hear @gilbertjacka speak in another session #sigh #**ASM2015**

3 4



Nicole Narayan @Nicole_Narayan · May 31
Just finished watching talk in overflow room, everyone seemed conflicted about clapping when the speaker can't even hear you #**asm2015**

3 5



Laura Hug @LAHug_ · May 31
.@MarthaClokie several bacteriophage able to kill Cdiff in culture. Best results with multiple phages - no culture regrowth. #**ASM2015**



Amanda Lyn Gunn @AmandaLynGunn · May 31
Huge difference between the field and work at Emory was the number of individuals responsible for each patient.Colleen Kraft #**ASM2015** #Ebola

2 1



Agnieszka Piotrowska @apiotrowska4 · May 31
@DocDanBrown thanks! it's been great so far and it has only just started! Definitely a place to be #**ASM2015**

1 2 View conversation



Jon Badalamenti @JonBadalamenti · May 31
#**asm2015** poster 224: @chan_chi_ho shows genetic tools to induce e- transfer, or, "I'm Geobacter, Turn Me On" #bondlab

2 1



Hilary Lappin-Scott @lappinscott · May 31
Learning how #Colwell + colleagues sample oceans via sampling devices pulled by ships. Capture plankton on filters + extract Vibrio #**ASM2015**

3



Amer. Soc. Micro. @ASMicrobiology · May 31
Biocontainment unit made a group decision on safety apparel. - Craft #ebola #**asm2015**



Larry Lynam @scopedbylarry · May 31
"Emory stresses SOPs & SOP following." #**ASM2015** Music to my ears!

1



Chris @DrChrisKellogg · May 31
.@MarthaClokie: differentially regulated genes in Cdif depending on lysogenic or lytic phage infection #**ASM2015**



Daan Speth @daanspeth · May 31
Synechococcus elongatus WT is not a morning bug #**asm2015**



Nicole Narayan @Nicole_Narayan · May 31
Moya #**asm2015** : C. diff causes heterogenous taxonomic changes, consistent changes to metabolome, argument to search function over taxonomy

4 1



Kristen DeAngelis @kristenobacter · May 31
No presenter mode available for #**ASM2015** talks!



Christopher Gaulke @chris_gaulke · May 31
#**ASM2015** Andres Moya used network analysis to find candidate microbiome functions that are protective against C. diff

3 3



Larry Lynam @scopedbylarry · May 31
I love that Emory Culture of Safety stresses communication. Effective & assertive communication w/o hierarchy. Everyone accountable #**ASM2015**

1 1



Amanda Lyn Gunn @AmandaLynGunn · May 31
Only had 72 hours notice prior to the arrival of the first #Ebola patients at Emory

Medicine! -Colleen Kraft #ASM2015

4 2



David Baltrus @surt_lab · May 31
higher global temperatures means different copepods in the ocean, could mean different vibrio species or strains present #ASM2015

3 2



sarah gw @dirtygeew · May 31
Martha clokie found complete quorum sensing genes in C. difficile bacteriophage #ASM2015

9 6



Sima Tokajian @STokajian · May 31
C. difficile..11 functions are over-represented in people who don't have CD compared to those who have #ASM2015

Amer. Soc. Micro. @ASMicrobiology · May 31
Participate in an engaging #asm2015 #LearningLab on presentation preparation, NCBI tools, or #influenza diagnostics ^lp

1



Larry Lynam @scopedbylarry · May 31
Previously drills only drilled up to. Arrival - not through treatment. Now rectified. #ASM2015

1 1



Agnieszka Piotrowska @apiotrowska4 · May 31
Super exciting day at #ASM2015! Outstanding talks and great microbiologists! Come and see me at my poster #97!

1 4

Amer. Soc. Micro. @ASMicrobiology · May 31
Emory drilled the biocontainment unit every six months - Craft #ebola #asm2015

2 4



Larry Lynam @scopedbylarry · May 31
Emory containment unit drills every six months for patient. Activated twice once for Marburg & once for SARS - both false alarms #ASM2015

2



Hilary Lappin-Scott @lappinscott · May 31
Warming of marine environments greatly affects the growth, culturability and gene expression of Vibrio spp. #Colwell #asm2015

2 2



Amanda Lyn Gunn @AmandaLynGunn · May 31
Treating Ebola in the US: Lessons Learned - Colleen Kraft #ASM2015 #Ebola

1



Kelley Nunez @kgwin1018 · May 31
Increased ocean water temperatures increases the abundance and spread of Vibrios #asm2015

8 3



Larry Lynam @scopedbylarry · May 31
Colleen Kraft walking us through Emory experience now #ASM2015

Amer. Soc. Micro. @ASMicrobiology · May 31
Colleen Kraft - "The Bedside Care of #Ebola Virus Disease in a Biocontainment Unit" now #asm2015

2 2



MicrobeWorld @MicrobeWorld · May 31
Host of #asmlive getting mic'ed up at #ASM2015 watch on microbeworld.org/asmlive





7 5 View photo

Chris @DrChrisKellogg · May 31
.@MarthaClokie: Very few Cdif studies done in other countries; has samples from Iraq incl phages with broad host range #**ASM2015**

1 1

Joseph McPhee @JoeBMcPhee · May 31
Presentation pro-tip - throwing up a table is not a suitable way to show results. #Icantreadthat #**ASM2015**

Hilary Lappin-Scott @lappinscott · May 31
@scopedbylarry @DrChrisKellogg Ditto with this Water Microbiology #Colwell session. It's fabulous! #**ASM2015**

1 View conversation

Amer. Soc. Micro. @ASMicrobiology · May 31
The #**asm2015** Exhibit Hall opens in 15 minutes! Grab your Passport, and meet w/Exhibitors to hear about the latest products and services ^lp

1

Larry Lynam @scopedbylarry · May 31
Bat guano running down the walls of the lab - well that challenge is new one for me! #**ASM2015**

2 1

Mark Swanson @mammalgutz · May 31
Bordenstein: Phage WO co-opted the NACHT domain from insects (mosquitos) to facilitate lysis #**ASM2015**

1

Amy M. Hurwitz @AmyMHz · May 31
Check out my #**ASM2015** abstract online! abstractsonline.com/Plan/ViewAbstr… @chalverus



3 2 View photo

MicrobeWorld @MicrobeWorld · May 31
Getting ready for #asmlive. Starts at 10:30 ET from NOLA - watch live at microbeworld.org/asmlive #**ASM2015**





7 7 View photo



Sima Tokajian @STokajian · May 31
Proteome relatively similar after antibiotic treatment..microbes play a major role in host metabolism #**ASM2015**



clotilde Teiling @chloe46037 · May 31
Jesse Jacob from Emory is assessing 'cleanliness' methods. #**ASM2015**

1



Chris @DrChrisKellogg · May 31
Clokie: Clostridium difficile found in soils, rivers, infants, animals; she has ~700 strains and ~ 50 phages that infect them #**ASM2015**

4



Laura Hug @LAHug_ · May 31
.@MarthaClokie children are Cdiff resistant - used her kids and their daycare mates' diapers to find new strains! #**ASM2015**

3 2



Brian Kvitko @KvitkoPhD · May 31
#**ASM2015** Andres Moya. After antibiotic treatment the composition of the gut community changes but the function stays the same.

2 5



Jon Badalamenti @JonBadalamenti · May 31
#**asm2015** poster 223: @celevar1 of the #bondlab shows why "iron" deserves air quotes, or



1 View photo



Larry Lynam @scopedbylarry · May 31
@DrChrisKellogg @lappinscott the Ebola session is so fascinating I can barely tweet it let alone look at other session tweets #**asm2015**

1 3 View conversation



Steven Hecht @Profmicro · May 31
C.diff phages- they have ~50 phages #**ASM2015**



Jay T. Lennon @jaytlennon · May 31
@MarthaClokie: using environmental phage-bacterial interactions to inform therapeutic approaches #**ASM2015**



Chris @DrChrisKellogg · May 31
Martha Clokie: environmental reservoirs of bacteriophages reveal insights into pathogen biology; informing therapeutic development #**ASM2015**

3



Amy M. Hurwitz @AmyMHz · May 31
Phages Through the Ages: Environ Reservoirs of Phage Reveal Insights into Pathogen Biology, by @MarthaClokie #**ASM2015**



View photo

Steven Hecht @Profmicro · May 31
Dr. Clokie on thinking ecologically abt phage targeting pathogens #**ASM2015**

Jeff Gralnick @bacteriality · May 31
#**ASM2015** poster 225 this morning by @lostmykees: Exploring the Metabolic Landscape of a Synthetically Light-enhanced Bacterium #TnSeq
3 5

Rob Edwards @linsalrob · May 31
What's the conf ctr WiFi password? #**ASM2015**

Laura Hug @LAHug_ · May 31
.@MarthaClokie now on reservoirs of bacteriophages. #**ASM2015**

Hilary Lappin-Scott @lappinscott · May 31
Pruzzo: Ecology of Vibrio pathogens and ocean warming. How will I do my day job (Senior Pro-Vice Chancellor) after fab science? 😣 #**asm2015**
1

Jeff Gralnick @bacteriality · May 31
#**asm2015** Poster 312 this morning by @AunicaKane and the @GopheriGEM team: Remediation of Mercury Using Silica Encapsulated Cells
2 1

Kelly Wrighton @kcwrighton · May 31
What's happening in the Wrighton lab these days? Check out posters #238, #845, #848, #853 today #**asm2015**
10 12

Chris @DrChrisKellogg · May 31
In phage session but enjoying Ebola session thx to @scopedbylarry & Colwell session thx to @lappinscott. Hurray twitter at #**ASM2015**!
1 1

Steven Hecht @Profmicro · May 31
Phage N4 thus is independent of host rep machinery, is able to reach huge burst size of 3k #**ASM2015**
1

T&F Bioscience @tandfbiosci · May 31
Attending the Ebola sessions this morning at #**asm2015**? Stop by booth 105 for Ebola research! ow.ly/Ns4q8 ow.ly/Ns4q9
1

Sima Tokajian @STokajian · May 31
C. difficile and antibiotic therapy..complex network of interactions affected by antibiotic treatment #**ASM2015**
4 2

Larry Lynam @scopedbylarry · May 31
There is evidence that blood on paper surfaces can maintain Ebola virus viable for up to 10 days -Schaecher #**ASM2015**
11 3

Chris @DrChrisKellogg · May 31
Rothman-Denes: Delayed host lysis by N4 phage results in 3000 particles per infected E.coli bacterium (CRAMMED w/ phage) #ASM2015

3 1

Jon Badalamenti @JonBadalamenti · May 31
.@bacteriality quick to point out that circadian rhythms might not apply to the deep subsurface #asm2015

Ion Torrent @iontorrent · May 31
Good Morning #ASM2015! Looking for Posters to Visit? We want to check out a few: #242, 375, 276, 864, 607 & 609

1

Ion Torrent @iontorrent · May 31
#ASM2015 Poster 375 5/31 10:45-12 Assessment of Microbial Pop. Diversity in Polymicrobial Samples by 16S Single or Multi-V Region Sequencing

Mark Swanson @mammalgutz · May 31
Bordenstein:c-terminal domain in phage WO similar to those in spider secretory cells. Phage version went back to insects(mosquitos) #ASM2015

2

Hilary Lappin-Scott @lappinscott · May 31
Kaper: Covering #Colwell famous work using sari cloth to filter water + associated reduction in cases cholera #Bangladesh #ASM2015 #awesome

Novartis Science @NovartisScience · May 31
The top 5 #ASM2015 tweets so far that made us think via @ASMicrobiology, @AUSSOCMIC, @JoeBMcPhee

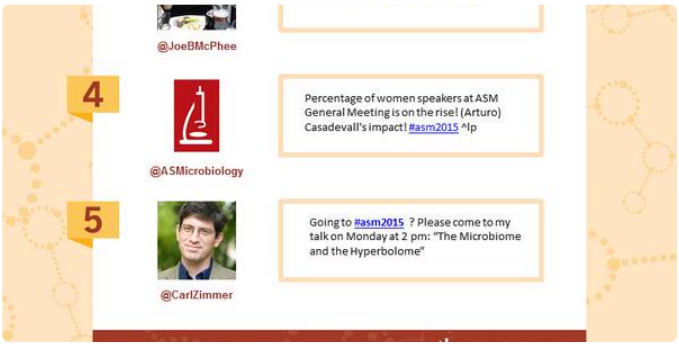

6 6 View photo

Daan Speth @daanspeth · May 31
@sglaven talking about targeted in situ conjugation to study natural consortia. Been thinking of that as well :) #asm2015

2

Larry Lynam @scopedbylarry · May 31
It's a brilliant analysis of what failed & why in managing the Ebola epidemic. Conflicts at every gov level #ASM2015

1

Steven Hecht @Profmicro · May 31
Phage N4 gp6 binds FtsZ of host: dissecting N4 takeover #ASM2015

Hilary Lappin-Scott @lappinscott · May 31
I remember the step change that the #Colwell concept of Viable but Nonculturable state brought to Microbial Ecology. Incredible #ASM2015

4 3

Chris @DrChrisKellogg · May 31
Rothman-Denes: Phage N4 encodes inhibitor of E.coli cell division (unexpected bc phage normally use cellular machinery 2 reproduce) #ASM2015

1

Carrie Arnold @edbites · May 31
.@Symbionticism gave a great talk on symbiosis, phages, and horizontal gene transfer across the tree of life. #ASM2015

2 3

Jon Badalamenti @JonBadalamenti · May 31
.@wanderingbond couldn't be at #asm2015 so I'll take care of cheerleading duties for the #bondlab Geobacter posters. Previews forthcoming!

2

Mark Swanson @mammalgutz · May 31
Bordenstein: phage WO is a hybrid virus composed of proteins that interact with both eukaryotic and bacterial hosts #ASM2015

Larry Lynam @scopedbylarry · May 31
We are seeing a beautiful schematic for handling the epidemic - and at each step their are breakdowns. Amazing stuff here #ASM2015

2 1

Mark Swanson @mammalgutz · May 31
Bordenstein: widespread horizontal gene transfer between phage WO, wolbachia, and insect hosts #ASM2015

2

Jon Badalamenti @JonBadalamenti · May 31
@SGlaven: in biocathodes, less Marinobacter means more current. Sorry Ben. #wompwomp #asm2015

3

Hilary Lappin-Scott @lappinscott · May 31
The only question is how will #ASM2015 fit everyone into the room?

> **carlzimmer** @carlzimmer
> I'll be giving a talk at #ASM2015 on Monday at 2 pm: "The Microbiome and the Hyperbolome" abstractsonline.com/Plan/ViewSessi…

2

Jon Badalamenti @JonBadalamenti · May 31
Another Q for @SGlaven: any clues from metagenomes for nutritional reqs for isolating Chromatiaceae? Worked for Cab. thermophilum #asm2015

2

Amanda Lyn Gunn @AmandaLynGunn · May 31
Samples can go from negative to positive in a matter of hours, test results are crucial to isolating Ebola patients. #ASM2015

Ion Torrent @iontorrent · May 31
#ASM2015 10:45 today Poster #242 Regional Comparison of the Eubacterial Diversity of Feces from Wild Ducks using Ion Torrent Seq of 16S rDNA

Hilary Lappin-Scott @lappinscott · May 31
Kaper: molecular epidemiology used for V cholerae. Moving to viable but non culturable state - such key development in Microbiology #ASM2015

1 1

Mark O. Martin @markowenmartin · May 31
@edbites @artologica Indeed. It's awfully chic for me, but I wanted to support Michele and microbiology to the hilt! #ASM2015

1 2

View conversation

Larry Lynam @scopedbylarry · May 31
Liberia labs ran out of reagents in spring of 2014. Also there was delay in reporting test results. Many more logistic gaps found #ASM2015



Manoj Dadlani @mojoDadlani · May 31
@CosmosID congrats Dr. Colwell! #ASM2015

> **sarah gw** @dirtygeew
> A tribute to Rita colwell first bioinformaticist in the 60s using the electronic computer! #ASM2015



carlzimmer @carlzimmer · May 31
I'll be giving a talk at #ASM2015 on Monday at 2 pm: "The Microbiome and the Hyperbolome" abstractsonline.com/Plan/ViewSessi…

49 59



Stanley Maloy @Typhi · May 31
ASMLive starts in 50 min. First up, a discussion about HPV vaccine. Join online and send questions via twitter! #asm2015

1 1



Pat Schloss @PatSchloss · May 31
Would love to see @ASMicrobiology move the GM off of the weekend. Sends a bad message about the importance of work/life balance #ASM2015

18 34



Amanda Lyn Gunn @AmandaLynGunn · May 31
#ASM2015 - When I really wish I could be in more than one lecture at a time.

1 3



Brian Kvitko @KvitkoPhD · May 31
Sabine Ehrt Mycobacterium fba mutants need a balanced diet of glucose and fatty acids #ASM2015

1 2



Larry Lynam @scopedbylarry · May 31
Huge % of frontline healthcare workers taken out by Ebola at beginning of epidemic. Already bad situ turned nightmarish. #ASM2015

3 3



Jon Badalamenti @JonBadalamenti · May 31
Q for @SGlaven: is your Chromatiaceae bug photosynthetic? #asm2015

1



Amanda Lyn Gunn @AmandaLynGunn · May 31
499 healthcare workers dead as of second week in April. 861 healthcare worker infections. This is a big problem.-Schaecher #ASM2015 #Ebola

3



Hilary Lappin-Scott @lappinscott · May 31
Kaper: Telling of his trip to #Bangladesh with #Colwell in 1979 to study cholera there. Sampled water using plankton nets #ASM2015

1



Daan Speth @daanspeth · May 31
@SGlaven cultivation of electroautotrophs reproducible across 8 reactors, mix of variety of alpha/gammaproteobacteria #asm2015

1



Kelley Nunez @kgwin1018 · May 31
Vibrio cholerae natural reservior - James Kapler #asm2015



Steven Hecht @Profmicro · May 31
A very specific vRNAP #ASM2015



Laura Hug @LAHug_ · May 31
Sarah Glaven - cathode community is stably alpha and gamma proteos. #asm2015



Jon Badalamenti @JonBadalamenti · May 31
.@SGlaven: electroautotrophic communities almost always dominated by Alpha- and Gammaproteobacteria #**asm2015**

1



Larry Lynam @scopedbylarry · May 31
LTC Schaecher "Fischer & I worked together in Liberia!today is first time they have shaken hands. No handshakes in Liberia" #**ASM2015**



sarah gw @dirtygeew · May 31
Salinity determined v cholerae distribution in Chesapeake bay -kaper #**asm2015**



Mark O. Martin @markowenmartin · May 31
Great to meet the fab @edbites. I #MicrobialSupremacy buttoned her massively. She was patient w my madness. #**ASM2015**



3 2 View photo



Laura Hug @LAHug_ · May 31
Using twitter to catch up on missed intro of talk. 353 to 265 is FAR, FYI. #**ASM2015**

4



Hilary Lappin-Scott @lappinscott · May 31
Kaper: covering ecology of V. parahaemolyticus in Chesapeake Bay. Isolated V cholerae in Bay too.

The session absolutely packed #**ASM2015**

2 2



Steven Hecht @Profmicro · May 31
Looks like phage N4 has a complicated early - late replication control #**ASM2015**



MicrobeWorld @MicrobeWorld · May 31
ASM Live "Human Papillomavirus Vaccination: What Are College Students Thinking?" starts at 10:30 ET microbeworld.org/asmlive #asmlive #**asm2015**

1



Jon Badalamenti @JonBadalamenti · May 31
Noooo! Show more electrochemistry @SGlaven! #**asm2015**

1



Amanda Lyn Gunn @AmandaLynGunn · May 31
How many more lives can be saved if we raise that level of healthcare. Not just Ebola, but heart disease, malaria-Fischer #**ASM2015** #Ebola



Amer. Soc. Micro. @ASMicrobiology · May 31
Outstanding Student Posters demonstrate interdisciplinary research, looks for these highlighted posters in the #**asm2015** Poster Hall ^lp



Amanda Lyn Gunn @AmandaLynGunn · May 31
You need two things to have an epidemic. You need introduction of the virus, but you also need a susceptible state. -Fischer #**ASM2015** #Ebola



Larry Lynam @scopedbylarry · May 31
Introduction of virus + susceptible state are what have fueled the Ebola epidemic. Lives could have been saved by system in place #**ASM2015**



Daan Speth @daanspeth · May 31
SG: in bioelectrical systems bioanode community known (geobacter), biocathode not so much #**asm2015**



Aunica Kane @AunicaKane · May 31
@AunicaKane: @SGlaven: have we found the Geobacter of the biocathode? Not yet. Get to work @njkotloski !!! #**asm2015**

1



Ebola Pope @EbolaPope · May 31
RT aetiology: Wish I could be at #**ASM2015**, but home with this guy instead this year. Missing many friends!



1

View photo



Tamara McNealy @microadapt · May 31
Refreshing my Vibrio cholerae knowledge at Healthy waters, Healthy people Symposia at #**ASM2015**

1



Larry Lynam @scopedbylarry · May 31
Fischer:"Novel therapeutics do not replace supportive care" #**ASM2015** supportive care makes a huge difference!!



Kelley Nunez @kgwin1018 · May 31
Vibrio cholerae taxonomy in epidemics #**asm2015**



Noelle Bryan @nbryan5 · May 31
Vibrio virulence factors and healthy waters #**asm2015**



Amanda Lyn Gunn @AmandaLynGunn · May 31
"I don't think [novel therapeutics] can take center stage without excellent supportive care."-William Fischer #**ASM2015** #Ebola



Jon Badalamenti @JonBadalamenti · May 31
.@SGlaven have we found the Geobacter of the biocathode? ...not yet. Communities are driving cathodic processes in BES #**asm2015**

1



Steven Hecht @Profmicro · May 31
Lytic coliphages isolated from sewers of Genoa: N4 w. unique replication strategy #**ASM2015**



Hilary Lappin-Scott @lappinscott · May 31
Hearing the great story of Jon Snow in London, always a favourite of mine and I love visiting the water pump in London #**ASM2015** #Colwell

1 2

Key Tech, Inc. @keytechinc · May 31
Are you #AskingTheRightQuestions in your development project? Get a #FreshPerspective with @keytechinc. Booth 364 at #**ASM2015** this week.

Rob Edwards @linsalrob · May 31
N4-like viruses most abundant in gut metagenomes. Lucia Rothman Denes #**ASM2015**

Chris @DrChrisKellogg · May 31
Rothman-Denes: N4-like viruses are among the most common in gut metagenome samples (explains why originally isolated from sewer) #**ASM2015**
1

Megan L. Larsen @meganllarsen · May 31
Starting #**asm2015** off right with phages!

C.R. (Chuck) Crumly @ChuckCrumly · May 31
If you get #Ebola get treatment ASAP - better chances you will survive thanks to new therapies #**asm2015** #NewOrleans.

Larry Lynam @scopedbylarry · May 31
fav use looks to have a good effect in reducing viral load in look at early data #**ASM2015**

Daan Speth @daanspeth · May 31
Sarah Glaven making a case for use of natural microbial communities for engineered systems #**asm2015**
1

Hilary Lappin-Scott @lappinscott · May 31
Pleased could say hi and congratulations to Rita #Colwell before the session started. Proud @SocGenMicro awarded her SGM Medal #**ASM2015**

Amanda Lyn Gunn @AmandaLynGunn · May 31
"From month to month there is incredible variation in fatality rate, making use of historical controls difficult." -Fischer #**ASM2015** #Ebola

Chris @DrChrisKellogg · May 31
Lucia Rothman-Denes: Bacteriophage N4 strategies to take over the host (shows pic of Ecoli cell CRAMMED with virus particles) #**ASM2015**
1 1

Steven Hecht @Profmicro · May 31
Good talk by @Symbionticism - going to keep eyes open in our phage systems #**ASM2015**

Joseph McPhee @JoeBMcPhee · May 31
Day 2 - let's go! #**ASM2015**

Amanda Lyn Gunn @AmandaLynGunn · May 31
Comparison of convalescent blood vs plasma vs ZMAPP for treatment of Ebola. William Fischer #**ASM2015** #Ebola
1

Hilary Lappin-Scott @lappinscott · May 31
Kaper: Reservoirs of Vibrio cholerae, starting off briefly covering the truly awful disease cholera. #**ASM2015** #Colwell

Larry Lynam @scopedbylarry · May 31

Larry Lynam @scopedbylarry · May 31

Fisher making good argument for advantage of developing a convalescent plasma over ZMAPP. & using it over ZMAPP #ASM2015

1

Ion Torrent @iontorrent · May 31

12:30-1:45 Today #ASM2015 Poster #864 Microbial Community Composition and Inferred Functional Profiles in Cadaver Decomposition...

Scott Britton @OmmegangLabGuy · May 31

It's great to be back in NOLA! #ASM2015 (@ New Orleans Ernest N. Morial Convention Center) swarmapp.com/c/gnBNuUpBpAs



View photo

Bacteriophile @BugulaSymbio · May 31

Inspired at #ASM2015 to infuse more photosynthesis into my #microbiology course using synthetic bio as context

Larry Lynam @scopedbylarry · May 31

17 currently enrolled in a randomized ZMAPP trial but no data yet. #ASM2015

Steven Hecht @Profmicro · May 31

Chlamydia, mitochondria, chloroplasts candidates for finding WO-type stories #ASM2015

Chris @DrChrisKellogg · May 31

.@Symbionticism: "Phage WO is a 'hybrid' virus composed of proteins that interact w/ both bacterial and eukaryotic hosts" #ASM2015

1

PLOS Biology @PLOSBiology · May 31

Pam Silver started out ASM 2015 with a fascinating talk about engineering microbes to improve human health and sustainability. #asm2015

2 5

Larry Lynam @scopedbylarry · May 31

I like the convalescent trial data Fisher is showing us. It gives me hope a hyperimmune could be developed. #ASM2015

1

Jessica Sieber @SyntrophySieber · May 31

Photosynthetic wearables.... Sounds like a neat reason to wear more green! #ASM2015

Heather Jackson @HuMJah · May 31

"To give survivors the chance to fight back..." -William Fischer, on the 2014 Ebola epidemic. #ASM2015

Brett Froelich @DrBrettFroelich · May 31

Rita Colwell. . Over 750 publications. . What an inspiration. #ASM2015

2

Amy M. Hurwitz @AmyMHz · May 31
You can't miss my poster; it's the 1st thing you see featured in a hall of 2k posters! Pretty "outstanding"! #ASM2015


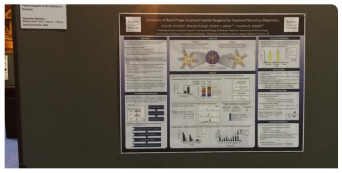


1 1 View photo

Laura Hug @LAHug_ · May 31
.@Symbionticism acquisition in A. Boonei lends antibacterial capacity - 1st instance of antibacterial in archaea. #ASM2015

2

Bacteriophile @BugulaSymbio · May 31
Dr Pamela Silver shows bionic leaf: solar-powered Ralstonia that makes alcohol! #ASM2015

Puritan @PuritanUSA · May 31
Visit us at Booth #1042 during the ASM's 115th General Meeting! #asm2015

Larry Lynam @scopedbylarry · May 31
Some heartwarming stories about Ebola survival patients & their turning around and working to save others. #ASM2015

2

Amanda Lyn Gunn @AmandaLynGunn · May 31
Quick shout out to the phenomenal healthcare workers in Liberia. William Fischer #ASM2015 #Ebola

1

Larry Lynam @scopedbylarry · May 31
Fischer just told us there has been a positive small study using concentrated convalescent plasma. Like a hyperimmune. Good! #ASM2015

1

Chris @DrChrisKellogg · May 31
.@Symbionticism: Evidence of lysozyme genes moving from bacteria into archaea, plants & fungi (gene transfer across Tree of Life) #ASM2015

7 3

Laura Hug @LAHug_ · May 31
A lysozyme jumping around the tree of life - multiple events, multiple bacterial origins. @Symbionticism eLife 2014 #ASM2015

1 1

Hilary Lappin-Scott @lappinscott · May 31
Working under high pressure systems- Colwellia spp produce oil dispersants in these conditions, facilitating hydrocarbon degradn #ASM2015

1 3

Jay T. Lennon @jaytlennon · May 31
@Symbionticism: "smorgasbord of virus, bacteria, and metazoan genes in Wolbachia phage" #ASM2015

3

Larry Lynam @scopedbylarry · May 31
I have been curious myself why we are not aggressively studying the convalescence plasma for a passive treatment option #ASM2015

2



sarah gw @dirtygeew · May 31
Colwellia produces natural oil dispersant! Bloom after #deepwaterhorizon #**ASM2015**



Mark O. Martin @markowenmartin · May 31
Metazoan-phage-bacterium smorgasbord, in terms of HGT, according to @Symbionticism #**ASM2015**

1 1



Larry Lynam @scopedbylarry · May 31
Fischer reminding us the huge impact that societal mistrust had & role it played in fueling Ebola epidemic #**ASM2015**

2



Steven Hecht @Profmicro · May 31
Phage WO has "smorgasbord" of genes that it has picked up #**ASM2015**



Tara C. Smith @aetiology · May 31
Wish I could be at #**ASM2015**, but home with this guy instead this year. Missing many friends!



6 View photo

Amer. Soc. Micro. @ASMicrobiology · May 31
Colwellia was an early responder to the Deep Water Horizon spill - a tribute to Rita R #Colwell #**asm2015**

1 1



Larry Lynam @scopedbylarry · May 31
Fischer making case for the difference early aggressive supportive care in making the difference in Ebola epidemic #**ASM2015**

2



PLOS Biology @PLOSBiology · May 31
@PLOSBiology is at #**asm2015**!! Come visit the PLOS booth (#122) and meet one of our editors Sun-Tues 1-2pm!

1 1



Hilary Lappin-Scott @lappinscott · May 31
Colwellia spp producing copious amounts of exo polysaccharides at very low temperatures. Maybe involved in hydrocarbon degradn too #**ASM2015**



Laura Hug @LAHug_ · May 31
Others have NACHT domain protein involved in apoptosis. Co-option of Euk protein by bacteriophage! Highly unusual. @Symbionticism #**ASM2015**



Chris @DrChrisKellogg · May 31
.@Symbionticism: Phage WO shares protein domain w/ latrotoxin from black widow spider = candidate for cell lysis mechanism? #**ASM2015**

1 2



Amanda Lyn Gunn @AmandaLynGunn · May 31
"With early interventions, case fatality reduced from 74% to 43%. This is not a uniformly fatal disease."-William Fischer #**ASM2015** #Ebola





Mark O. Martin @markowenmartin · May 31
@maddieshayy, you should hear @Symbionticism's FAB talk at #**ASM2015**





Steven Hecht @Profmicro · May 31
Blast analysis suggests intriguing origin for these EAMs, related to spider venom! #**ASM2015**





sarah gw @dirtygeew · May 31
Colwellia swims at -12 degrees produces "antifreeze" of mucus and sugars Jody deming #**ASM2015**





Sima Tokajian @STokajian · May 31
Progression of Ebola non-specific symptoms, GI Illness then Death/Survival...critical care improves outcome #**ASM2015**





Larry Lynam @scopedbylarry · May 31
Fischer reminding us the majority of Ebola patients didn't have the hematologic compilations in kids only 16% did #**ASM2015**





ASM Newsroom @ASMnewsroom · May 31
About to kick off our 1st #asmlive at 9:30 am CDT. #HPV vaccine: What are college students thinking? #**ASM2015**





View photo



Laura Hug @LAHug_ · May 31
Genes include one with c-term domain from black widow latrotoxin, which permeabilizes membranes. @Symbionticism #**ASM2015**





Amanda Lyn Gunn @AmandaLynGunn · May 31
"It didn't look like the movies told us it looked like... blood loss is rarely the cause of death"-William Fischer #**ASM2015** #Ebola





Sima Tokajian @STokajian · May 31
Almost 11000 deaths from Ebola largest outbreak #williamfischer #**ASM2015**



Jon Badalamenti @JonBadalamenti · May 31
Pam Silver: we should teach more photosynthesis. Couldn't agree more! #**asm2015**





Larry Lynam @scopedbylarry · May 31
@DrKimShepherd use hashtag search #**ASM2015**



View conversation



Laura Hug @LAHug_ · May 31
Extra eukaryotic association module may allow phage to persist in the Euk host of their bacterial host. @Symbionticism #**ASM2015**

2 2



Larry Lynam @scopedbylarry · May 31
Fischer is right if we learn something AND we can put them into practice to help then these sad deaths have some meaning. #**ASM2015**

1 3



Amanda Lyn Gunn @AmandaLynGunn · May 31
"The only thing worse than losing a patient is not using that experience to learn and improve patient care."-William Fischer #**ASM2015** #Ebola

5 3



Steven Hecht @Profmicro · May 31
Phage WO has to transverse eucaryotic cell space to transmit #**ASM2015**



Jon Badalamenti @JonBadalamenti · May 31
Engineering Microbes session, where the slides are made up and subject-verb agreement doesn't matter #**asm2015**



Moria Chambers @moriacc · May 31
"Unpublished sounds a lot like un-publishable and you should be appropriately skeptical!" -Eric Rubin #**ASM2015**

IScienceWriter @isciencewriter · May 31
Looking for systems for fast, accurate Gel and #Westernblot Imaging? Then come to @teamsyngene Booth 916 #**ASM2015** ow.ly/Ng5NH

1



Larry Lynam @scopedbylarry · May 31
William Fischer's stories of the first Ebola patients at their treatment center are just heartbreaking as he describes the scene #**ASM2015**

1



Amer. Soc. Micro. @ASMicrobiology · May 31
#**asm2015** showcases the central role of microbes in the biosphere. Check the hashtag often for a look at today's best science! ^lp



Adriana @a21reyes · May 31
Day two at #**ASM2015** meeting.



Hilary Lappin-Scott @lappinscott · May 31
Rita Colwell has genus named in her honor. We're learning of global distribution of Colwellia species + their roles in environment #**ASM2015**

3 3



Chris @DrChrisKellogg · May 31
.@Symbionticism: Temperate phage WO (infects Wolbachia) = largest horizontal gene transfer event in obligate intracellular bacteria #**ASM2015**

1 2



Jon Badalamenti @JonBadalamenti · May 31
Electrons! Iron! Lightning bolts! Check out the #bondlab gauntlet of Geobacter posters 221 thru 224 this morning #**asm2015** #BOOM

5 8



Steven Hecht @Profmicro · May 31
This is a large phage! #**ASM2015**

1



Hilary Lappin-Scott @lappinscott · May 31
Hearing of the amazing achievements and contributions to Microbiology of Rita #Colwell. An amazing scientist #**ASM2015** #womeninSTEM

2 6



Steven Hecht @Profmicro · May 31
Asks how this phage is transmitted #**ASM2015**



Amanda Lyn Gunn @AmandaLynGunn · May 31
"What is intended as a sign of respect, turns into a transmission event."-William Fischer #**ASM2015** #Ebola

2 1



Larry Lynam @scopedbylarry · May 31
Struggle to contain Ebola William Fischer UNC starts off walking through the index/ early cases #**ASM2015**



IScienceWriter @isciencewriter · May 31
On @teamsynbiosis booth 902 #**ASM2015** new software for rapid AST measurement #antibiotic sensitivity prediction #AMR ow.ly/MVWer

1



derek_sarovich @DerekSarovich · May 31
Come and read about an emerging Asian clone of B. pseudomallei in northern Australia. Poster 388. #**ASM2015** #melioidosis



sarah gw @dirtygeew · May 31
A tribute to Rita colwell first bioinformaticist in the 60s using the electronic computer! #**ASM2015**

3 2



Steven Hecht @Profmicro · May 31
So he uses a cool system phage WO in Wolbachia, which are obligate intracellular bacteria #**ASM2015**

1



Steven Hecht @Profmicro · May 31
So @Symbionticism asks why - constraints of entry, exit and evolutionary arms race #**ASM2015**

2



Cristie Cothran @cristieco2014 · May 31
At the Ebola symposium #**asm2015**



Hilary Lappin-Scott @lappinscott · May 31
Struggling re wifi access in #**ASM2015** Needs user and password - anyone got these?



Chris @DrChrisKellogg · May 31
.@Symbionticism: One answer = Viral entry and exit is different depending on the host #**ASM2015**



Jay T. Lennon @jaytlennon · May 31
@Symbionticism: "why has no extant virus transversed the tree of life?" #**ASM2015**

2 4



Mark Swanson @mammalgutz · May 31
Excited to be seeing an @Symbionticism talk live! Phage wormholes:hacking symbiosis across the tree of life #**ASM2015**



Rob Edwards @linsalrob · May 31
Why has no virus transcended the tree of life? Great question from @Symbionticism #**ASM2015**



Steven Hecht @Profmicro · May 31
Tree of life reflected in viral host ranges in phage #**ASM2015**

4 5

Chris @DrChrisKellogg · May 31
.@Symbionticism "Why has no extant virus traversed the Tree of Life? (e.g., able to infect bacteria and archaea or eukaryotes) #ASM2015

1

CosmosID @CosmosID · May 31
This morning at #ASM2015 - Healthy Waters Healthy People - a tribute session to our founder Dr. Rita Colwell!

5 3

Mark O. Martin @markowenmartin · May 31
At @Symbionticism's talk, I ran into @KlassenLab. I #MicrobialSupremacy buttoned him! #ASM2015



2 5 View photo

Larry Lynam @scopedbylarry · May 31
As I sit here waiting to hear the lessons from the Ebola epidemic I worry about the MERS one that seems to be unfolding. #asm2015

2 4

ALEX IS @AlexRepGh · May 31
"@scopedbylarry: @AlexRepGh happy to help my friend. That's what "twittering" microbiologists do! #ASM2015" sure.

David Baltrus @surt_lab · May 31
Doing anything at 2PM today? Come listen to me talk about bacteria living inside of fungi living inside of trees #ASM2015

10 16

Anna Blazier @annablazier · May 31
And so the Metabolism at the Host-Bacterial Interface session begins! #asm2015 #metabolism

1

Sima Tokajian @STokajian · May 31
Day 1 ASM meeting many interesting sessions #ASM2015

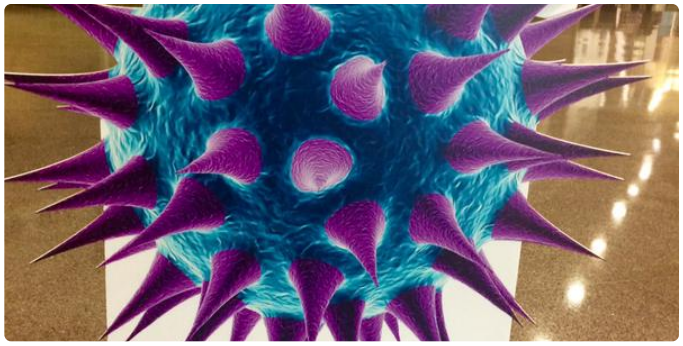

1 View photo

Streck, Inc. @StreckInc · May 31
Join Streck at our #asm2015 posters #542 & #556 on multiplex real-time PCR today at 12:30 pm.

2

bioMérieux Inc. @biomerieux_inc · May 31
Hello #**ASM2015**! Visit our booths 537, 745, 645 to help fight #antibioticresistance #MyRoleMatters @BioFireDX

3 1

Symplur Hashtags @healthhashtags · May 31
Today's Healthcare Conferences: #eraedta15 #ASCRS15 #CICM2015ASM #ASCO15 #BCLAComeTogether #**asm2015** bit.ly/healthconf #hcsm

1



Steven Hecht @Profmicro · May 31
First talk in Phages through the ages by @Symbionticism "Phage wormholes: Hacking symbiosis to scatter across the tree of life" #**ASM2015**

4 7



Diana Hernandez Ph.D @deray28 · May 31
Inspiring words by Dr. Bell at the student lounge. Have fun, don't sleep, talk to people, learn about other areas in #Microbiology #**asm2015**

1 1

Derek Lovley @microbeelectric · May 31
.@SGlaven happy to see another lab member move on to a great position as you did. sorry i am going to miss your #**ASM2015** presentation BOL

1

View conversation



Sam Diaz-Munoz @evolcoop · May 31
Ready for Phages through the Ages! Feat/ @MarthaClokie @Symbionticism @virome_girl #LuciaRothmanDenes #MatthewB.Sullivan #**ASM2015**

5



SamanthaGirvan @SamanthaGirvan · May 31
#**ASM2015** wish I was there.

1 3



Mark O. Martin @markowenmartin · May 31
@virome_girl is representin' #MicrobialSupremacy buttons pre session. #**ASM2015**



1 4

View photo



Hilary Lappin-Scott @lappinscott · May 31
It's early Sunday at #**ASM2015** and it's 'Dirty hospitals, infected patients' for me. #firstsession #lovemicrobiology

2



Sarah Stoner @micromaniac1207 · May 31
So exciting #**ASM2015**

FEMS @FEMSTweets · May 31
#**ASM2015** healthy waters, healthy people don't miss this interesting tribute to Rita Colwell- More about it here ow.ly/NADCm

1 2



Larry Lynam @scopedbylarry · May 31
I dressed to match my #MicrobialSupremacy swag today @markowenmartin #**ASM2015**



7 View photo

Amy M. Hurwitz @AmyMHz · May 31
See my poster (#1815) Monday 12:30-1:45pm: Discovery of novel phage-displayed peptides for improved norovirus detection. #**ASM2015**

1

Amer. Soc. Micro. @ASMicrobiology · May 31
#**asm2015** Symposia will host Division Lectures, Award Lectures, and 15-minute presentations of selected abstracts! ^lp

2 1

Caleb Levar @celevar1 · May 31
It's important to have the appropriate acknowledgements on your poster for #**ASM2015** #sourbeer

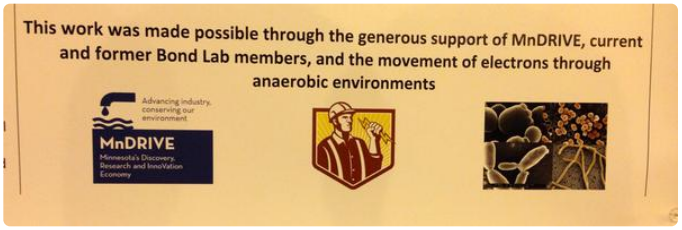

3 6 View photo

Microbe_Mike @Microbe_Mike · May 31
A new role for the zinc transport regulator ZUR in Vibrio cholerae pathogenesis and oxidative stress response. 12:30pm Poster 659. #**ASM2015**

1 1

Ion Torrent @iontorrent · May 31
Today from 10:45-noon #**ASM2015** Poster #276 Variability among Integument Microbiomes from Different Populations of Mugil cephalus

Amy M. Hurwitz @AmyMHz · May 31
@deray28 I haven't checked out the student lounge yet. What's there? :) #**ASM2015** @ASMicrobiology

View conversation

Diana Hernandez Ph.D @deray28 · May 31
Shoutout to the organizers of the student/Postdoc lounge @ASMicrobiology thank you! #**ASM2015**

2

Mark O. Martin @markowenmartin · May 31
Aha! @gilbertjacka slowed down enough I caught a photo! #**ASM2015**





1 2 View photo



Liang Ge @geliang999 · May 31
Morning New Orleans! Starting off another great day at #**ASM2015**



1 View photo



Hilary Lappin-Scott @lappinscott · May 31
@DrWigley It would be good to meet up #**ASM2015**

View conversation



Chris @DrChrisKellogg · May 31
Want to hear about deep-sea coral microbiomes? My poster (268) & my student's (271) are this AM #**ASM2015** Come visit!

2 3



derek_sarovich @DerekSarovich · May 31
Looking forward to #**ASM2015**. Should be awesome!



Victoria Pearson @VirusExplorer · May 31
Was going to tweet about #**ASM2015**, until my phone charger died. First a smoker evacuates the hotel, now no phone. Anyone have a loaner?



Mark O. Martin @markowenmartin · May 31
Time to get moving! Busy day ahead. Thanks to @artologica for #MicrobialSwagger #**ASM2015**



2 View photo

Dryad @datadryad · May 31
Featured Data: Mining for NRPS and PKS genes revealed... dx.doi.org/10.5061/dryad.… #**asm2015** @ASMicrobiology





3 6 View photo



Kelley Nunez @kgwin1018 · May 31
Doubling up on coffee and chicory because it's #**asm2015** time! @nbryan5 @A_Achberger

1 2

Oxford Journals @OxfordJournals · May 31
Read our #**ASM2015** Joint Virtual Issue, collating microbiology content from @FEMSTweets @IDSAinfo @BSACandJAC journals oxford.ly/1AR4Gsh

2

Amer. Soc. Micro. @ASMicrobiology · May 31
#**asm2015** session 009 on #Ebola features presentations by William Fischer, Kurt Schaecher, Colleen S. Kraft, Eileen Burd, & Ian Crozier. ^lp

1 2

Ion Torrent @iontorrent · May 31
#**ASM2015** Poster #242 Regional Comparison of the Eubacterial Diversity of Feces from Wild Ducks using Ion Torrent Sequencing of 16S rDNA

Zachary Prensky @Zackfoot · May 31
Off to #**ASM2015** in New Orleans to present data from Elona's Clofazimine project. $45 MoreSpace $JBLU money well spent



1 View photo

Amer. Soc. Micro. @ASMicrobiology · May 31
Quartzy offers 25 free Poster Networking Cards to each #**asm2015** poster presenter. Pick up your cards from the Quartzy booth ^lp

3 3



Diana Hernandez Ph.D @deray28 · May 31
Best part of #**ASM2015** is meeting up with old friends. Had a great night out in #NewOrleans with friends from the west.



Sue Pearson @DrSuePearson · May 31
@ktsword hope you find what you're looking for at #**ASM2015**

1 View conversation



Dana Berry @danadoodleknits · May 31
Airport selfie! And new haircut! Headed to Nola for #**asm2015**!
instagram.com/p/3V8vuxySPb/

Amer. Soc. Micro. @ASMicrobiology · May 31
#**asm2015** Student/Postdoc Orientation & Breakfast - today, 7:00am & 10:00am in the Student/Postdoc Lounge (Meeting Room 264) ^lp

4 3



Dana Berry @DanaBerryBMC · May 31
Airport selfie! And new haircut! #**ASM2015**





View photo

Dana Berry @DanaBerryBMC · May 31
It's too early to be awake, but I'm headed toward Nola for #**ASM2015**!

1

Ancientbiotic Group @ancientbiotics · May 31
#**ASM2015**: Look out for a really neat poster on Anglo Saxon @ancientbiotics by Rebecca Gabrilska (@KendraRumbaugh lab)!

3 4

Freya Harrison @friendlymicrobe · May 31
#**ASM2015**: Look out for a really neat poster on @ancientbiotics by Rebecca Gabrilska (@KendraRumbaugh lab)!

5 5

Synbiosis @TeamSynbiosis · May 31
On @TeamSynbiosis booth 902 #**ASM2015** new software for rapid AST measurement #antibiotic sensitivity prediction #AMR ow.ly/MVVOu

1

Victoria Pearson @VirusExplorer · May 30
Hilton garden Inn being evacuated due to fire alarm. Oh joy. #**ASM2015**

Dii R. Valverde @DiiRodriguezV · May 30
#**ASM2015** #NewOrleans #Microbiology 🎺🎺🎺 yay!!!

Caleb Ruiz-Jiménez @crjcaleb · May 30
#**asm2015** Con las chicas, Vasti & Ive! instagram.com/p/3Va3-kPULN/

James Kremer @JamesKrem · May 30
ASMLive on Sunday: I will be talking about how communities of microbes can help agriculture! microbeworld.org/podcasts/asm-l… #**ASM2015**

11 6

Jessie Myers @JessieMyers25 · May 30
#**ASM2015** was a blast today! So many microbes, so little time. Super impressed with KBase, too. Wish I knew Python! @DOEKBase

2 2

Mark O. Martin @markowenmartin · May 30
At the reception tonight. #**ASM2015**

2 3

Mark O. Martin @markowenmartin · May 30
Walking to a local bar, I ran into the ever stylish @DrChrisKellogg. Another #MicrobialSupremacy button. #**ASM2015**



View photo

2 3

Laura Hug @LAHug_ · May 30
'I'm sorry I mentioned puke in stairwells but we'll probably be talking about poop in 5 min and that will be fine...' #dinner #**ASM2015**

2 3

Laura Hug @LAHug_ · May 30
'You guys microbiologists? There's three conferences, I profiled you out of the social justice one' - uber driver #**asm2015**

2 14

Larry Lynam @scopedbylarry · May 30
As usual tough to choose which sessions but I think I am going to attend the Ebola sessions in the AM #**asm2015**

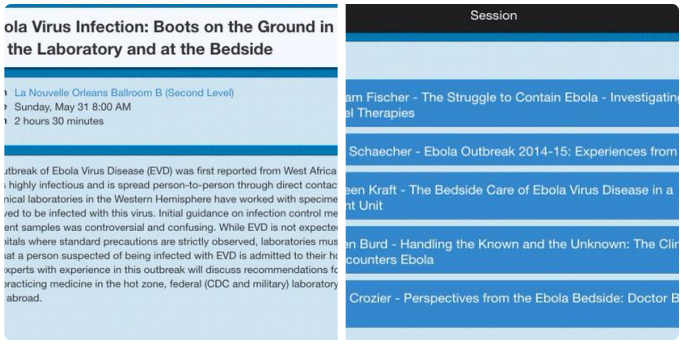

View photo

3

Marina Hoashi @marinahoashi · May 30
Presenting my poster (#156) about microbes and glycans in human milk at #**asm2015** on Sunday between 10:45 and noon!

2 2

iCubate @icubating · May 30
Join iCubate at booth 115 in New Orleans - #**asm2015**.

1

Manoj Dadlani @mojoDadlani · May 30
@PMOrwin count me in #**ASM2015**

View conversation

Jon Badalamenti @JonBadalamenti · May 30
Watch out, @celevar1 is drinking sours and talking electrons #asm2015 #standback

2

Bamber @BamberLou20 · May 30
Great opening talks at #ASM2015. Visit my poster - stringent response in plague - No88 - microbial pathogens - divB

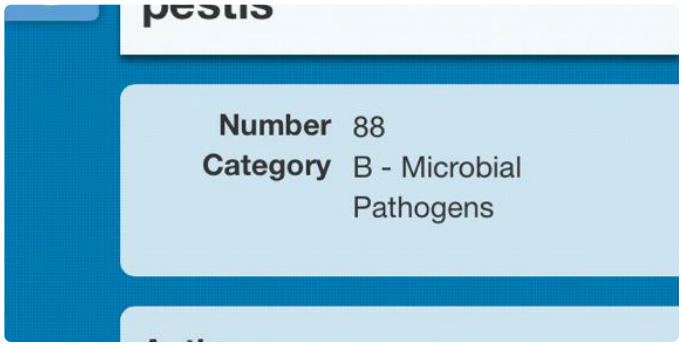

1 1

View photo

EJ @Twin285 · May 30
When fellow #ASM2015 goers r figuring out the size of their wine based on how many falcon tubes it would fill. Looking at U @moriacc #&Madhu

1

Paul Wigley @DrWigley · May 30
The impact of growth promoting antibiotics in livestock was known in the 1960s yet still practiced in the US 10 years after EU ban #ASM2015

3

Paul Wigley @DrWigley · May 30
Martin Blaser's excellent opener #ASM2015 has implications beyond human/biomed models. How do antimicrobials impact on animal health too?

6 3

Paul Orwin @PMOrwin · May 30
Anyone out on bourbon street? #asm2015

Fabian Rivera-Chávez @FabianRChavez · May 30
Come chat with me tomorrow between 10:45 and noon! I'll be at poster 179 #ASM2015

4 4

EJ @Twin285 · May 30
The real science going on at the #ASM2015 conference is how big my hair will get in the different temperatures and humidities in #NewOrleans

2 5

George C diCenzo @George_diCenzo · May 30
Interested in how bacteria respond to low phosphate? Come check out poster 2110 Tuesday morning #ASM2015

1 1

George C diCenzo @George_diCenzo · May 30
Great opening session! Excited for the rest of the meeting. #ASM2015

2 3

Greetchen Diaz @GreetDiaz · May 30
@ASMicrobiology. Puerto Ricans at #asm2015. Joins us June 1st tinyurl.com/puukp2q via @CienciaPR

4 3

Mya Breitbart @virome_girl · May 30
Sure you want another drink? B/c the awesome Phages Through the Ages

Session starts at 8 am tmrw in Room 343 with @Symbionticism #**ASM2015**

3 6



Joseph McPhee @JoeBMcPhee · May 30
Always great to run into old faces, although @jennifergardy still has a teenagers dewy complexion. #**ASM2015**



Greetchen Diaz @GreetDiaz · May 30
Estas en ASM 2015? Ven a Junte Informal de Boricuas en la reunión de Am Soc for Microbiology #**asm2015**! tinyurl.com/puukp2q via @CienciaPR

1



Karen James @kejames · May 30
These tweets coming out of #**ASM2015** about antibiotics and weight gain are kinda alarming.

2 1



Greetchen Diaz @GreetDiaz · May 30
"Microbial colonization" at New Orleans!! with @ASMicrobiology #**asm2015**



Cell Host & Microbe @cellhostmicrobe · May 30
RT @ASMicrobiology: This year, Dr. Blaser was named one of @Time Magazine's 100 Most Influential People. #**asm2015** Opening Session



Joseph McPhee @JoeBMcPhee · May 30
Got my microbial supremacy button courtesy of @markowenmartin! A good first day indeed! #**ASM2015**



1 1

View photo



Cell Host & Microbe @cellhostmicrobe · May 30
RT @harbisonab: The future of pediatrics: will we be administering microbes to children to promote healthy microbiomes? #**ASM2015**

1



Aunica Kane @AunicaKane · May 30
Starting #**asm2015** with a beer called 'Here Gose Nothing' @AvenuePubNOLA - a sour with some funk



Poly Probiotic @polyprobiotic · May 30
Great first day at ASM! #**ASM2015** #microbesarecool



View photo



Jennifer Gardy @jennifergardy · May 30
Great first day at #**ASM2015** - reunited with @JoeBMcPhee, @BetaScience, and @gilbertjacka AND I got some @markowenmartin badges!

1 5



Jon Badalamenti @JonBadalamenti · May 30
#**asm2015** tweeps! Come join us for beers!

> **Aunica Kane** @AunicaKane
> @celevar1 @JonBadalamenti @bacteriality @lostmykees and I are hanging at @AvenuePubNOLA tonight. Join us for great beer selection #ASM2015!

1



Aunica Kane @AunicaKane · May 30
@celevar1 @JonBadalamenti @bacteriality @lostmykees and I are hanging at @AvenuePubNOLA tonight. Join us for great beer selection #**ASM2015**!

1



Jennifer Gardy @jennifergardy · May 30
When the doors opened at the #**ASM2015** reception, priorities were evident. Grad students went to the food; PIs hit the bar.

2 23



Mark O. Martin @markowenmartin · May 30
So proud to see another former undergrad student, @DillMcfarland #**ASM2015** @univpugetsound



1 5

View photo



Chris Lopez @micro_clopez · May 30
Enjoying the opening reception with some local Abita brew #**ASM2015**



2

View photo



Lauren E. Gillies @GilliesLE · May 30
Exploring the town #cresentcitybrewhouse #**asm2015** #nola








1 View photo



Julie Huber @JulesDeep · May 30
Hey @kcwrighton , I bet we can find some music to rival Lisbon in NoLA! #**ASM2015**



Julie Huber @JulesDeep · May 30
@kristenobacter @HensonMW_08 @DrJCThrash that's how I'm doing it too. I can't handle the app! TELL ME WHERE TO GO! #**ASM2015**

View conversation



Amanda Lyn Gunn @AmandaLynGunn · May 30
Not going to lie, #**ASM2015** has been so much fun, and it is only day 1. #Microbiology

1

MO BIO Laboratories @mobio · May 30
The MO BIO gang is almost all here... Is everyone ready for #**asm2015**?Wh



1 1 View photo



Kevin Scott Wilson @kevinswilson66 · May 30
Jazz tunes at #**ASM2015** moby.to/zqf9mo



Larry Lynam @scopedbylarry · May 30
Ran into @markowenmartin at the reception. Always a pleasure and now sporting my #MicrobialSupremacy bling #**ASM2015**

1 2



Chris Marshall @SirMicrobe · May 30
@JonBadalamenti nope on frenchman street - come party here #**ASM2015**

View conversation



Kendalynn @kendalynnm · May 30
Stuck in H-town and missing the opening social for #**ASM2015**. Bummer!



Mike Henson @HensonMW_08 · May 30
Hope to be following @DrJCThrash @kcwrighton @GilliesLE etc @ #**asm2015** since I can't make it this yr. I'll drink a Mai tai for u as a Ty

MO BIO Laboratories @mobio · May 30
The MO BIO gals are hitting the town in NOLA before #**asm2015**





1 View photo



Mike Henson @HensonMW_08 · May 30
. @GilliesLE have fun at #**ASM2015** do you have a poster or talk?

View conversation



Mike Henson @HensonMW_08 · May 30
@kristenobacter @DrJCThrash 12:30pm on Monday poster 1702. #**ASM2015**

1 View conversation



Justin Gallivan @JustinGallivan · May 30
@micromagnets @SGlaven unfortunately, no. I was in New Orleans this morning, but had to return to DC. Sad to miss #**ASM2015**

View conversation



Mark O. Martin @markowenmartin · May 30
I adore the great and very nice @jennifergardy Here she is multiply buttoned with #MicrobialSupremacy #**ASM2015**



2 9 View photo



Lauren E. Gillies @GilliesLE · May 30
Martin Blaser presenting scary correlations between antibiotics&obesity. I want 2 know more How Why antibiotics could cause obesity #**asm2015**



ASM @AUSSOCMIC · May 30
And some local beer to go with it! #**asm2015**. Thanks for the great beer @ASMicrobiology



1 1 View photo



Erica Hartmann @ericamhartmann · May 30
Making good use of the beer pocket in the #**ASM2015** schwag bag
Jon Badalamenti





3 2 View photo



ASM @AUSSOCMIC · May 30
Some #NOLA tunes at #**ASM2015**!

2



Lauren E. Gillies @GilliesLE · May 30
Anyone from #FSU at #**asm2015**?



Virginia Nevarez @vickynevarez · May 30
Here de go again.... Justo like in 1992 #**ASM2015**



1 2 View photo



Jon Badalamenti @JonBadalamenti · May 30
I found beer, but I haven't found @bacteriality #somethingswrongwiththispicture #**asm2015**

1



Liang Ge @geliang999 · May 30
Come mingle and have fun at the opening reception @ASMicrobiology #**ASM2015**









2 2 View photo



Nicole Narayan @Nicole_Narayan · May 30
Great talk from Blaser #**asm2015** , plugging my talk at 3:45 tmrw session 76 for another study about early exposure effect on later health



Joseph McPhee @JoeBMcPhee · May 30
Please fund my grant, please fund my grant #**ASM2015**





12 26 View photo

Microbiology @MicrobiologyRR · May 30
Tamara on Instagram: “Bright eyed and up since 4am to head down to New Orleans for #**asm2015** #microbiology #s rightrelevance.com/tw/microbiolog…

1

P Mimi Poinsett MD @yayayarndiva · May 30
I so need to see the video or read the transcript of Dr. Blaser's talk -need mor context #**ASM2015**

1

Aunica Kane @AunicaKane · May 30
Our official button stop with @markowenmartin is done which means #**asm2015** has begun!



1 5 View photo

Stewart Barker @Stewart_Barker · May 30
Really need to give this #**ASM2015** thing a try at some point...

4

Stanley Maloy @Typhi · May 30
Marty Blaser #**asm2015** argues docs should examine content of diapers, not just babies themselves!

6 3

Gram(-)Pathogens @CoquiNegra · May 30
Dr. Blaser suggests well-kids check ups should include testing of Microbiota #**ASM2015**

5 3

Austin Harbison @harbisonab · May 30
The future of pediatrics: will we be administering microbes to children to promote healthy microbiomes? #**ASM2015**

5 3

Laura Hug @LAHug_ · May 30
Blaser - predicts/hopes future pediatric visits will include assessment of the microbiome, with missing microbes added back. #**ASM2015**

3 3



Bacteriophile @BugulaSymbio · May 30
Dr Blaser suggests diaper (microbial) check at ped's appointment #ASM2015

1



Joseph McPhee @JoeBMcPhee · May 30
Blaser delivers a tour de force synthesis of experimental, hypothetical, and observational data on how microbes affect health #ASM2015

7 3



Larry Lynam @scopedbylarry · May 30
The second human study shows C section babies grow up to have an increased chance of obesity #asm2015

1



Larry Lynam @scopedbylarry · May 30
Finally people studies - 2 so far 1 shows antibiotic exposure in first six months in life show increase in high fat later #asm2015

5 1



Sima Tokajian @STokajian · May 30
#ASM2015 interesting talk about the role of early microbiota on developmental decisions

2 2



Larry Lynam @scopedbylarry · May 30
Could microbial chatter in the intestines determine our makeup of fat, bone & muscle? It's a fascinating topic #asm2015

3 2



Laura Hug @LAHug_ · May 30
Blaser - 'This is how students in the lab typically dress' #white_tie #fancy #ASM2015

2 2



Ramon Gomez Moreno @ramonology · May 30
#ASM2015 In 2010, an increase in antibiotic was correlated with obesity. This changes the intestinal microbiota inducing a gain in fat.



Stanley Maloy @Typhi · May 30
Checkout Martin Blaser's book "Missing Microbes" #asm2015

6 2



Laura Hug @LAHug_ · May 30
Blaser - experiments show weight gain with antibiotic use, phenotype transferable, and not rescue-able by stopping the dose. #asm2015

11 6



Laura Hug @LAHug_ · May 30
Blaser: geographic overlap between rates of obesity and antibiotic use in the US - correlation, causation, or shared cause? #ASM2015

7 4



Sally James @jamesian · May 30
Today 2 different #science hashtags trended. #asco15 and #ASM2015 (imagine the overlaps?) #microbiome of #oncology

2



Rob Edwards @linsalrob · May 30
Phages through the ages Sunday 8am #ASM2015

6 5



Nicole Narayan @Nicole_Narayan · May 30
@Nicole_Narayan: Blaser: early life transient changes in microbiota (via antibiotics) can have long term effects on the host #asm2015

5 1



Stanley Maloy @Typhi · May 30
Brief antibiotic treatment – brief change in microbiome but long term change in

host immunity - Marty Blaser #asm2015

10 4



Brian Kvitko @KvitkoPhD · May 30
On the ground and in the shuttle. Sounds like the key note was a big hit #ASM2015



Kat Tarasova @thetarasova · May 30
Martin Blaser - antibiotic use early in life has life long effects on the microbiome. #asm2015

16 2



P Mimi Poinsett MD @yayayarndiva · May 30
Seeing lots of tweets about weight gain and antibiotics in lifestock and mice #ASM2015

1



Fabian Rivera-Chávez @FabianRChavez · May 30
Martin Blaser: STAT (sub-therapeutic antibiotic treatment) increases adiposity in mice, regardless of antibiotic type administered #ASM2015

6 2



Amer. Soc. Micro. @ASMicrobiology · May 30
"@Typhi: Marty BLASER @ASMicrobiology: maps of antibiotic use correlate w/obesity, ties to animal growth enhancement by antibiotics"#asm2015

8 2

View conversation



Bacteriophile @BugulaSymbio · May 30
Glad that I am not on antibiotics, otherwise I should stay far away from the beignets, a/c Blaser's FatSTAT expt. #ASM2015



Stanley Maloy @Typhi · May 30
Brief dose of antibiotics early in life sufficient to shift long term weight gain - Blaser #asm2015

3 1



Daan Speth @daanspeth · May 30
@torstenseemann these were maps, not lines, showing levels in each state. Correlation only. Highest in southeast US for both #ASM2015

View conversation



ASM @AUSSOCMIC · May 30
Mice fed high fat diet put on weight. Same diet but given antibiotics put on twice as much! Antibiotics the anti weight loss drug? #ASM2015

2 1



Gram(-)Pathogens @CoquiNegra · May 30
High fat diet and antibiotics cause female mice to blow up, even if you stop taking the antibiotics. Also affects T cells
Wow
#ASM2015

6 4



Diana Hernandez Ph.D @deray28 · May 30
TIL that I don't need to go on a diet to stop being fat. I just need more #microbes #asm2015 #Microbiology

2 1



Larry Lynam @scopedbylarry · May 30
Blaser's mice antibiotic obesity & liver changes data is making it hard to keep the screaming in my head. #ASM2015

1



sarah gw @dirtygeew · May 30
We use antibiotics to fatten up livestock, are we doing the same thing to ourselves? #ASM2015

22 6



Nicole Narayan @Nicole_Narayan · May 30
Blaser: the rampant use of antibiotics are shaping our microbiome, could have impact on health like obesity #asm2015

6



Larry Lynam @scopedbylarry · May 30
Farmers feed antibiotics to animals to make them bigger. Is this happening to us? Kind of an "oh sh*t" moment in the room. #ASM2015

14 9



Bacteriophile @BugulaSymbio · May 30
Correlation between antibiotic use and obesity among US states is FASCINATING. Correlational but intriguing.#ASM2015

10 11



Daan Speth @daanspeth · May 30
MB shows correlation between antibiotic use and obesity in US. Quite striking #asm2015



Joseph McPhee @JoeBMcPhee · May 30
Blaser - geography of obesity reflect early life antibiotic usage. #ASM2015

1



Liang Ge @geliang999 · May 30
Meet the microbe @ASMicrobiology #ASM2015



3 6 View photo



Daan Speth @daanspeth · May 30
Martin blaser telling a scary story on the loss of microbial diversity in humans, caused by differences in how we grow up #asm2015

3 2



ASM @AUSSOCMIC · May 30
Antibiotics = missing microbiota = obesity?average child gets 17 courses of antibiotics by the time they are 20! #ASM2015

25 11



Dan Spakowicz @dspakowicz · May 30
Woah. Samantha Joye: Adding dispersants to oil spills may reduce the microbial degradation rate of the oil. #ASM2015

5 1



Larry Lynam @scopedbylarry · May 30
Blaser has a slide showing shocking obesity rate changes in U.S. since 1989 & relating to lack of microbe diversity #ASM2015



Steven Hecht @Profmicro · May 30
Evidence that we are losing microbial diversity in our intestines - Blaser #ASM2015

1



Austin Harbison @harbisonab · May 30
Dr. Blaiser - we may have lost up to 50% of our internal microbiota in the U.S. #ASM2015



Gram(-)Pathogens @CoquiNegra · May 30
Obesity and disappearing Microbiota
#ASM2015

2



Daniel Cuevas @Daniel_A_Cuevas · May 30
Listening to Martin Blaser about children and how modern practices affect their microbiota. Let's hear about the consequences... #asm2015

1



Bacteriophile @BugulaSymbio · May 30
Is it ok if I am blaming my grandma for my missing microbes? #asm2015

4 6



ASM @AUSSOCMIC · May 30
Martin Blaser - our missing microbes. We are losing our microbiota over generations. #ASM2015

6 1



Lauren E. Gillies @GilliesLE · May 30
Fascinating talk by Mandy Joye: across the board shift in microbe ecotypes from pre-bp spill to after. what about function changes? #asm2015



sarah gw @dirtygeew · May 30
Martin j blaser disappearing microbiota hypothesis changes in microbiota are cumulative across generations #ASM2015

4 2



Larry Lynam @scopedbylarry · May 30
From Blaser's graph it looks to me like the ideal microbiome is the typical 3 year old's unless the kid was a C-section #ASM2015



Gram(-)Pathogens @CoquiNegra · May 30
Disappearing Microbiota
#ASM2015



Steven Hecht @Profmicro · May 30
Adult microbiome stabilizes around age 3-Blaser #ASM2015

8 7



Gram(-)Pathogens @CoquiNegra · May 30
Birth is our first introduction to microbiome.
#ASM2015

1 1



Gram(-)Pathogens @CoquiNegra · May 30
Martin Blaser is discussing the early microbiome #ASM2015
I suspect AR will be wrapped into this talk.
#MicroNerdHeaven

2



Larry Lynam @scopedbylarry · May 30
Trace our resistance problem: 70 years ago ag scientist discovered giving low doses of antibiotics to cattle build bigger cows. #ASM2015



Bacteriophile @BugulaSymbio · May 30
Dr Blaser opens with Fleming's discovery of penicillin #Throwback #ASM2015

6 3



Amer. Soc. Micro. @ASMicrobiology · May 30
We have been using antibiotics more and more. Blaser #asm2015

1 1



Cameron Thrash @DrJCThrash · May 30
Good place to start #asm2015



1 View photo

Amer. Soc. Micro. @ASMicrobiology · May 30
Dr Martin Blaser will present "Our Missing Microbes" now! #asm2015 Opening Session

2 3

Steven Hecht @Profmicro · May 30
Shift in ecotypes before and after oil blowout-Joye Intriguing- not just expansion of microbes already doing this #ASM2015

S. Strycharz-Glaven @SGlaven · May 30
#ASM2015 made it in time for the Blaser talk!

1 1

Amer. Soc. Micro. @ASMicrobiology · May 30
This year, Dr. Blaser was named one of @Time Magazine's 100 Most Influential People. #asm2015 Opening Session

8 4

Amer. Soc. Micro. @ASMicrobiology · May 30
Dr Martin Blaser's work focuses on human pathogens. He holds 25 US patents, authored over 530 articles & the book Missing Microbes #asm2015

4 2

Joseph McPhee @JoeBMcPhee · May 30
Next up - Martin Blaser. Looking forward to this one! @ledflyd #ASM2015

1

Larry Lynam @scopedbylarry · May 30
BTW I still refuse to buy BP fuel #ASM2015

1

Bacteriophile @BugulaSymbio · May 30
Microbial "oil snow" looks like a lot like oil snot! Cool stuff at #ASM2015

2 1

Larry Lynam @scopedbylarry · May 30
The vast majority of the Deepwater blowout oil is still laying on the ocean floor. It's a fascinating talk, yet a horror story #ASM2015

2 3

sarah gw @dirtygeew · May 30
Addition of oil dispersants reduced oil degradation and increased amount of marine snow joye #ASM2015

Anna Blazier @annablazier · May 30
Fascinating lecture by Samantha Joye about how the #BP oil spill altered the microbial community of the gulf #asm2015

7 4

Larry Lynam @scopedbylarry · May 30
@AlexRepGh happy to help my friend. That's what "twittering" microbiologists do! #ASM2015

1 1 View conversation

Mark Swanson @mammalgutz · May 30
Joye: degradation rates of alkanes were decreased in the presence of dispersants (probs cuz the microbes were eating dispersants) #asm2015

1

Daniel Cuevas @Daniel_A_Cuevas · May 30
Finally hearing about microbe community shifts resulting from the Deep Water Horizon oil spill presented by Samantha Joye #asm2015

3 5

Steven Hecht @Profmicro · May 30
Degradation of hydrocarbons decreased in disperants-Joye #ASM2015 #counterproductive?

1 1

Larry Lynam @scopedbylarry · May 30
"Microbial oil snow" now that's a new term for me #ASM2015

2

Joseph McPhee @JoeBMcPhee · May 30
Samantha Joye - Assumptions about oil dispersants during spill turned out to be wrong; degradation rates are reduced w dispersant #ASM2015

2 2

Mark Swanson @mammalgutz · May 30
Joye: microbes love to eat chemical oil dispersants #asm2015

Larry Lynam @scopedbylarry · May 30
"Microbes love to eat dispersants" - I had never thought about that #ASM2015

5 6

Ramon Gomez Moreno @ramonology · May 30
~70% of clinical decisions are based on clinical laboratory results #ASM2015

Steven Hecht @Profmicro · May 30
Microbes love to eat dispersants-Joye #asm2015

Fabian Rivera-Chávez @FabianRChavez · May 30
@ucdavis professor (& member of my thesis committee) Dr. John Roth receives ASM lifetime achievement award #ASM2015



3 View photo

Joseph McPhee @JoeBMcPhee · May 30
Samantha Joye - "dispersants are delicious" #ASM2015

1 3

Mark Swanson @mammalgutz · May 30
microbial communities at the sub-OTU level or 'ecotypes' are different before and after the spill. Not sure if functionally diff #asm2015

1

Larry Lynam @scopedbylarry · May 30



I didn't realize the dispersants oil rid the surface of oil. Apparently the oil sinks and stays in a deep water plume.?? #ASM2015

1 1



Steven Hecht @Profmicro · May 30
Dr.Joye on determining affect of chemical dispersants on micobial communities #ASM2015

2



sarah gw @dirtygeew · May 30
Sometimes patterns are below the otu level: dominant sub-otu ecotypes changed after spill for oceanospirillales joye #ASM2015

3 2



Amer. Soc. Micro. @ASMicrobiology · May 30
@AlexRepGh Audio-synched slides from #asm2015 will be available for purchase @ asmeventsonline.com. Access the sessions beginning June 10

View conversation

1



♌ **Flanery Chick ™** @AgeJustNumbers · May 30
and not one criminal charge "@scopedbylarry: Joye respectfully reminds us 11 lives were lost in the Deepwater Horizon blowout #ASM2015"

1



Larry Lynam @scopedbylarry · May 30
During normal times 10% of the microbial community in Gulf are oil degraders after blowout the % increasing dramatically #ASM2015

1



Gram(-)Pathogens @CoquiNegra · May 30
Dr. Samantha Joye is not presenting, she is educating us on microbe diversity after Deep Water Horizon
#ASM2015

1 2



Sam Diaz-Munoz @evolcoop · May 30
Joye: I've been studying hydrocarbon degrading microbes for >20 years, no 1 cared until 5yrs ago w/ Deep water spill #ASM2015 #basicscience

2 1



waqar ahmad @waqaryousafxai · May 30
Twitter feels me like I am at #asm2015

1



waqar ahmad @waqaryousafxai · May 30
Good luck #asm2015.. love you microbiologists. .

1



Larry Lynam @scopedbylarry · May 30
Joye respectfully reminds us 11 lives were lost in the Deepwater Horizon blowout #ASM2015

1



Jon Badalamenti @JonBadalamenti · May 30
The snow may be white in Minnesota but it's black in Louisiana: Samantha Joye talking microbial oil snow in Gulf after BP spill #asm2015

3 2



ASM @AUSSOCMIC · May 30
Fascinating talk about the microbial response to the deep water blowout (Gulf of Mexico). #ASM2015 @ASMicrobiology

2 2



Laura Hug @LAHug_ · May 30
Joye: Carbon influx from BP spill caused microbial feeding frenzy, til other nutrients became the limiting factors. #ASM2015

2 1



Ion Torrent @iontorrent · May 30
Stay tuned for more information on suggested Posters of the Day here at

#ASM2015



sarah gw @dirtygeew · May 30
Samantha joye on deep water horizon hydrocarbon discharge induced microbial feeding frenzy #ASM2015

1 2



Gram(-)Pathogens @CoquiNegra · May 30
Microbial snow...#ASM2015

1



waqar ahmad @waqaryousafxai · May 30
Only for rich microbiologists... feeling depressed that I can't attend #asm2015



Mark Swanson @mammalgutz · May 30
Samantha Joye: Microbial responses to deepwater horizon oil spill #ASM2015



Joseph McPhee @JoeBMcPhee · May 30
Videos of methane hydrate seeps - looks like something from another planet #ASM2015

1



Steven Hecht @Profmicro · May 30
My older sister died due to CF, admire this work on microbial metabolites, and former student #asm2015

2



Daan Speth @daanspeth · May 30
One of the tools peter dorrestein just discussed gnps.ucsd.edu #asm2015

2



ALEX IS @AlexRepGh · May 30
Is there a way I can access the various speeches? @ASMicrobiology #asm2015



Amer. Soc. Micro. @ASMicrobiology · May 30
Joye will present “A Sea of Change: Tracking the Microbial Response to the Deepwater Horizon Oil Well Blowout” #asm2015

2 1



Larry Lynam @scopedbylarry · May 30
Samantha Joye up to talk about the microbial response of Deepwater Horizon well blowout. This should be great as well. #ASM2015

2



Mark Swanson @mammalgutz · May 30
Dorrestein created an awesome set of tools for examining how microbial chemistry varies across space (eg skin, organs) #ASM2015

3 1



Caleb Ruiz-Jiménez @crjcaleb · May 30
#asm2015 instagram.com/p/3UtmoSPUPB/



Amer. Soc. Micro. @ASMicrobiology · May 30
Next - Dr. Samantha Joye, a microbiologist, an educator, a deep ocean explorer, and a vocal ocean and environmental advocate. #asm2015

2



Larry Lynam @scopedbylarry · May 30
Combine the diversity Dorrestein is showing us w/ knowledge we still cannot culture most organisms this is fascinating #ASM2015

2 4



sarah gw @dirtygeew · May 30
New tools allow us to ask new questions dorrestein #ASM2015

1

Amer. Soc. Micro. @ASMicrobiology · May 30
"The development of tools allows us to ask new types of question." Dorrestein #asm2015
2

Steven Hecht @Profmicro · May 30
Opening session looks good #asm2015
1 2

Larry Lynam @scopedbylarry · May 30
Is pretty incredible to me that the left & right lungs of a cystic fibrosis patient only share 30% common chemistry. #asm2015 such diversity
2 3

ALEX IS @AlexRepGh · May 30
Following the feed live from Ghana. #asm2015
3 4

Amer. Soc. Micro. @ASMicrobiology · May 30
"We need to make data more informative." Dorrestein #asm2015
1

Joseph McPhee @JoeBMcPhee · May 30
Dorrestein talk on metabolomics is kind of blowing my mind #ASM2015
3 1

sarah gw @dirtygeew · May 30
Creating molecular networks. See chemical space in a larger picture with global natural products social molecular networking vcool! #ASM2015
1 1

meg @mhab107 · May 30
Made it to #NOLA for #ASM2015 !!
2

Tamara McNealy @microadapt · May 30
Fascinating talk on the social network of microbes at the Opening Sesion of #ASM2015
2 3

sarah gw @dirtygeew · May 30
Dr Pieter dorrestein if you can put powdered sugar on a crepe you can do mass spec prep #ASM2015
4 5

Mark Swanson @mammalgutz · May 30
Pumped to be at #ASM2015 ! First up: the social network of microbes with Pieter dorrestein
1 2

Amer. Soc. Micro. @ASMicrobiology · May 30
Speaker Dr. Pieter Dorrestein, @ucsandiego, set up a crowd source analysis platform for metabolomics data. #asm2015 Opening Session ^lp

Fabian Rivera-Chávez @FabianRChavez · May 30
Percentage of woman speakers at #ASM2015 has improved and now close to 50%!

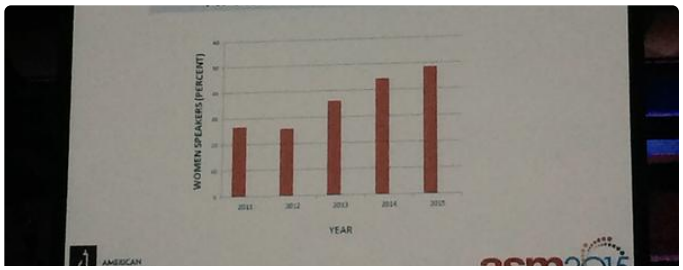



3 View photo

Larry Lynam @scopedbylarry · May 30
Very pleased to see the % of female speakers at #**ASM2015** is nearly 50%. I'd like to think we are leading the sciences in inclusiveness.

13 27

Nicole Abreu @nangelina · May 30
@OnurErbilgin representing! #**ASM2015**



1 1 View photo

Liang Ge @geliang999 · May 30
Percentage of women speakers at the ASM General Meeting has been increasing over the past years! #**ASM2015**



1 1 View photo

Nicole Narayan @Nicole_Narayan · May 30
#**asm2015** has great representation of women speakers, hope other meetings follow suit

3 5

Amer. Soc. Micro. @ASMicrobiology · May 30
Percentage of women speakers at ASM General Meeting is on the rise! Casadevall's impact! #**asm2015** ^lp

17 20

Jon Badalamenti @JonBadalamenti · May 30
Arturo Casadevall getting serious recognition at #**asm2015** for increasing # of female speakers

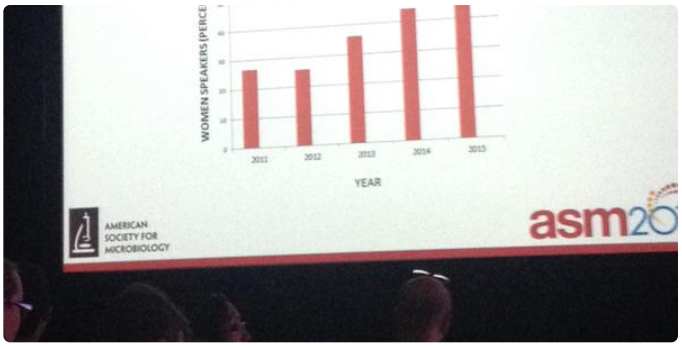

20 23 View photo

Erica Hartmann @ericamhartmann · May 30
Almost 50% of speakers at #**ASM2015** are women - and I'm one of them!
15 36

sarah gw @dirtygeew · May 30
Excited for #**ASM2015** opening session!

Amer. Soc. Micro. @ASMicrobiology · May 30
Nicole Dubilier and David Hooper will recognize the General Meeting Program Committee Chair, Arturo Casadevall. #**asm2015** ^lp

Josh Herr @number_three · May 30
Unfortunately not at #**asm2015** this year so I can't meet up - sorry to miss out and please keep the tweets coming!

> **Joe James** @JoeTCJ
> Adding to tweetup @bacteriality @katieashlie @number_three @NatureRevMicro @gregcaporaso @joshdneufeld #asm2015 twitter.com/DrChrisKellogg…

ASM @AUSSOCMIC · May 30
This Aussie communication ambassador flew all the way to #NOLA (tough life!) to keep you updated on #**ASM2015** @ASMicrobiology
1

Allie Palmer @AllieP8087 · May 30
So many microbiologists in one place! #NewOrleans #**ASM2015**

Nicole Narayan @Nicole_Narayan · May 30
Roth was my first instructor in grad school. Made me feel both empowered and terrified at what I'd done to myself :) #ucdavis #**asm2015**

Fabian Rivera-Chávez @FabianRChavez · May 30
I'm official. Ready for #**ASM2015**!



4 View photo

Nicole Narayan @Nicole_Narayan · May 30
Congrats to UC Davis' John Roth for ASM lifetime achievement award! #ucdavis #**asm2015**
12 9

Sonja-Verena Albers @Archaellum · May 30
@MBlokesch @ASMicrobiology Right, looking forward to talk about the archaellum in that session #**asm2015**
2 1 View conversation

ASM @AUSSOCMIC · May 30
#**asm2015** is on! @ASMicrobiology





3 4 View photo

Chris Lopez @micro_clopez · May 30
John Roth @ucdavis making his mark in micro. ASM lifetime achievement award #**ASM2015**

1

Dan Curtis @Mr_brownsugar · May 30
ASM is a go! #**ASM2015**

1 2

Brian Kvitko @KvitkoPhD · May 30
Finaly on my way. Sucks I missed the keynote. Headed to verti mart for a po boy once I get settled in. #**ASM2015**

1

Adriana @a21reyes · May 30
Comenzó #**ASM2015**

Liang Ge @geliang999 · May 30
The opening session is taking place right now @ASMicrobiology #**asm2015**



1 1 View photo

Currie-Lab Ants @Attacephalotes · May 30
Here we go #**asm2015**. Came all the way from Madison, WI to New Orleans to hear @TimDonohue1283 talk.



1 2 View photo

Austen Terwilliger @AustenLeeT · May 30
Street sign in #NOLA heralding the start of #**asm2015** 😄





View photo



Mark O. Martin @markowenmartin · May 30
Opening session! #**ASM2015**



View photo



Mark O. Martin @markowenmartin · May 30
My former undergrad (and award winner) Franny Gilman is double be-buttoned! #MicrobialSupremacy #**ASM2015**



View photo



Joseph McPhee @JoeBMcPhee · May 30
Alright germ nerds - let's get it started! #**ASM2015**

2 4



Amer. Soc. Micro. @ASMicrobiology · May 30
The #**asm2015** Opening Session starts in 5 minutes! See you in the La Nouvelle Orleans Ballroom! ^lp

1



Kevin Scott Wilson @kevinswilson66 · May 30
Looking forward to an exciting opening session at #**ASM2015** moby.to/ekzu3f

1 1



Larry Lynam @scopedbylarry · May 30
The researchers discover the hazards of field work in the tropics: Skin Ulcer Parasite Infection Spreading shar.es/12m1WH #**asm2015**

2 1



David Heinrichs @deheinrichs · May 30
At #**ASM2015** with my students @jukais and Holly Laakso. Opening session about to start!

2 4

Mark O. Martin @markowenmartin · May 30

Pam Marshall be-buttoned! #MicrobialSupremacy #**ASM2015**



View photo

Mark O. Martin @markowenmartin · May 30

@surt_lab Dave be-buttoned! #MicrobialSupremacy #**ASM2015**



3

View photo

Brian Kvitko @KvitkoPhD · May 30

Not seeing many poster tubes waiting for the flight to NOLA #**ASM2015**

Alex @bkpaguy · May 30

At #**ASM2015** with @BrittNWyatt! Whoo hoo!!!!

Jon Badalamenti @JonBadalamenti · May 30

#**asm2015** pro tip: walk through the casino for some free A/C

2

Dave Westenberg @GermJuggler · May 30

It's been an awesome #ASMCUE Ready for #**ASM2015**



1 5

View photo

cAMP Öther @CampOther · May 30

If anyone can livetweet any of the preceding #**asm2015** sessions, please let me know in a reply or direct message. Thanks!

2

cAMP Öther @CampOther · May 30

[n/n] At #**asm2015**? Please livetweet for me: Mon Jun 1 10:45 AM-12:00PM 1339/1339 Analysis of Metagenome of Tick Vector Amblyomma americanum

1 1

P Mimi Poinsett MD @yayayarndiva · May 30
@CoquiNegra are you at #**ASM2015** ?
1

Ion Torrent @iontorrent · May 30
#**ASM2015** Poster 375 5/31 10:45-12 Assessment of Microbial Pop. Diversity in Polymicrobial Samples by 16S Single or Multi-V Region Sequencing
1 1

Dave Westenberg @GermJuggler · May 30
Really hate to have to miss this but on my way from #ASMCUE to #**asm2015**
Have fun y'all!

> **HHMI BioInteractive** @BIOINTERACTIVE
> Movie night tonight at #ASMCUE! Join us at 5pm to view an animation on the microbial world and a new short film with Julia Clarke.

2

Larry Lynam @scopedbylarry · May 30
So here we are at the 115th ASM. Apparently they had 80 of these gathering before my first one. Hard to believe. #**ASM2015**
4

Melanie Blokesch @MBlokesch · May 30
Please join my session "General Motors (ASM-FEMS Symposium)" on Monday, June 1st @ 2:00-4:30 pm at the ASM General Meeting 2015.#**ASM2015**
5 2

cAMP Öther @CampOther · May 30
[4/n] At #**asm2015**? Please livetweet for me: Tue Jun 2 4:00-4:30PM Anaplasma phagocytophilum[...]Epigenetic Remodeling of Chromatin Structure

Kat Tarasova @thetarasova · May 30
Just arrived in New Orleans for #**asm2015**!
1 2

Accelerate @AXDXNews · May 30
Designed by microbiologists, the user experience is like using a mobile phone. Visit us and learn more at #**asm2015**.



3 3 View photo

Microbiology @MicrobiologyRR · May 30
Tamara on Instagram: “We've arrived! #**asm2015** #neworleans #microbiology #sciencerocks #clemsonmicrobiology #clemson”
rightrelevance.com/tw/microbiolog …

Diana Hernandez Ph.D @deray28 · May 30
A #neworleans tradition. #beignets from #cafedumonde #**asm2015**
instagram.com/p/3UjCERiRNl/

cAMP Öther @CampOther · May 30
[3/n] At #**asm2015**? Can you please livetweet? Sun May 31 12:30-1:45PM
938/938 Clinical&Epidemiological Characteristics[...]Borrelia miyamotoi

1 1

cAMP Öther @CampOther · May 30
[2/n] At #**asm2015**? Can you please livetweet? Tue, Jun 2, 10:45AM-12:00PM
2040/2040 - Borrelia burgdorferi [...] Mediators in Macrophages

1 1

Ion Torrent @iontorrent · May 30
Microbiology on Bourbon Street: Our #**ASM2015** Preview: oak.ctx.ly/r/3352r



View photo

cAMP Öther @CampOther · May 30
[1/n] At #**asm2015**? Can you please livetweet ? Tue, Jun 2, 10:45AM-12:00PM
1950/1950 - Monitoring of Cxcl13[...]Severe Acute Neuroborreliosis

1 3

Nicole Abreu @nangelina · May 30
My cellphone smells like crawfish #NOLA #**ASM2015**

3 3

That Joel Guy @ThatJoelGuySaid · May 30
Dear #**ASM2015** is it inappropriate if I throw beads during my poster present tomorrow?

1 1

Liang Ge @geliang999 · May 30

Home Notifications Messages #ASM2015









2 3 View photo



Samantha L Elliott @immunoprof · May 30
It must be a microbiology conference #asm2015

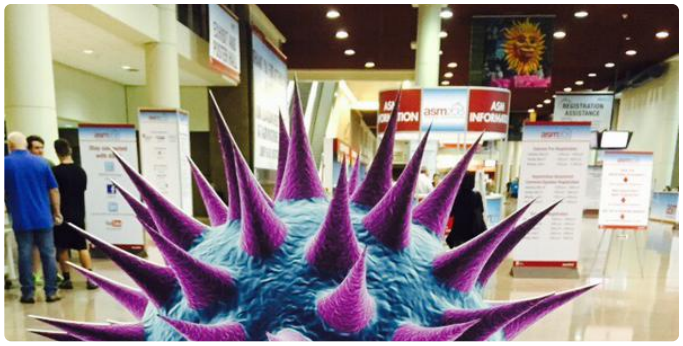

2 View photo



Samantha L Elliott @immunoprof · May 30
Just saw a high school pal at #ASM2015. Funny how paths cross after many years!



Laura Hug @LAHug_ · May 30
This is a gastrointestinal bug as well as a party invite.. Only at #ASM2015



1 View photo



Melissa Agnello @Melissa_A_0403 · May 30
Just saw that @carlzimmer will be giving a talk at #ASM2015!! So excited!



Ion Torrent @iontorrent · May 30
Microbiology on Bourbon Street: Our #ASM2015 Preview: oak.ctx.ly/r/334xg



View photo



New England Biolabs @NEBiolabs · May 30
Heading to #asm2015 in New Orleans. Will we see you there? #beignets

1 4



Kent Wilson @Kent_Wilson_ · May 30
Preview of my wife's #ASM2015 talk tomorrow on Dangerous Cargo Bacterial Translocation Systems @ASMicrobiology

Carrie Shaffer @CLShafferPhD

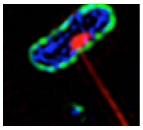

A preview of my #ASM2015 talk - E. coli conjugation imaged by @DeltaVisionOMX (Red = DNA) @ASMicrobiology

2

Manoj Dadlani @mojoDadlani · May 30
Check out: Next-Gen Sequencing Based Solution For Microbial Identification and Pathogen Characterization Poster 2271 #**ASM2015** on Tues 1030am

cAMP Öther @CampOther · May 30
Was hoping someone would livetweet #**asm2015** tickborne disease sessions for me, and someone already may have but I've fallen behind.

Daan Speth @daanspeth · May 30
at #**asm2015** looking forward to a few great days. Will be presenting poster 2174 on tuesday. Come have a chat!

2 2

Kevin Scott Wilson @kevinswilson66 · May 30
Arrived! #**ASM2015** in #NOLA

1

Manoj Dadlani @mojoDadlani · May 30
Great workshop on pediatric clinical microbiology #**ASM2015** #nola

Ognjen Sekulovic @OSekulovic · May 30
All right, since I can't be at #**asm2015** I hope someone's gonna cover oral presentations via Twitter... Anyone?

Kent Wilson @Kent_Wilson_ · May 30
My wife @CLShafferPhD of @VanderbiltU is talking @ #**ASM2015** on Dangerous Cargo Bacteria Translocation Systems Tom.



View photo

Erica Hartmann @ericamhartmann · May 30
uploading my slides for my #**ASM2015** presentation on Monday. I am so ahead of the game!

Joe James @JoeTCJ · May 30
@katieashlie Kick-off #**asm2015** over light hors d'oeuvres and drinks at the Opening Reception - 7:15pm to 8:45pm in Exhibit Hall D ^lp

View conversation

Ion Torrent @iontorrent · May 30
#**ASM2015** Poster #276 Variability among Integument Microbiomes from Different Populations of Mugil cephalus - 5/31 10:45-noon

Sue Pearson @DrSuePearson · May 30
Pledge Your Role in the Fight Against Antimicrobial Resistance #AMR



#**ASM2015** shar.es/12aQs0 via @sharethis

IScienceWriter @isciencewriter · May 30

Pledge Your Role in the Fight Against Antimicrobial Resistance #AMR #**ASM2015** shar.es/12aQs0 via @sharethis

1



Kent Wilson @Kent_Wilson_ · May 30

My wife Dr. @CLShafferPhD is giving a talk @ #**ASM2015** on Dangerous Cargo Bacteria Translocation Systems tom. @ 2:30 @ASMicrobiology #BeThere

1



João André Carriço @jacarrico · May 30

@carlzimmer - @jennifergardy already gave a shout out for people in WS20 to attend it! Any chance you will be sharing the slides? #**ASM2015**

View conversation